

(Left) Border Crossing Points monitored in the North East and Center
(Right) Border Crossing Points monitored in the West and South East

© IOM 2015

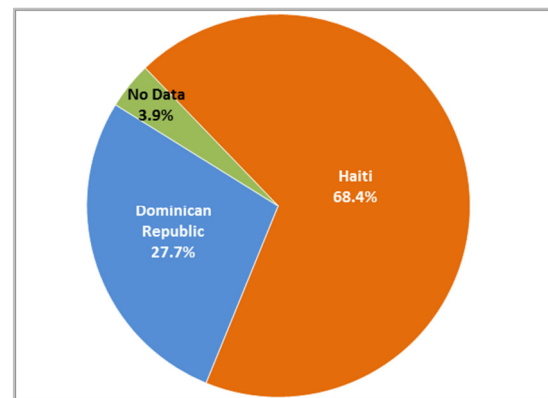
Overview

This document represents a summary snapshot of monitoring activities conducted by IOM and border monitoring partners at the border between Haiti and the Dominican Republic. The monitoring was put in place following the movements observed at the border before and after the 17th June 2015 expiration of the registration component of the National Plan for the Regularization of Foreigners (PNRE¹ in Spanish), established in the Dominican Republic.

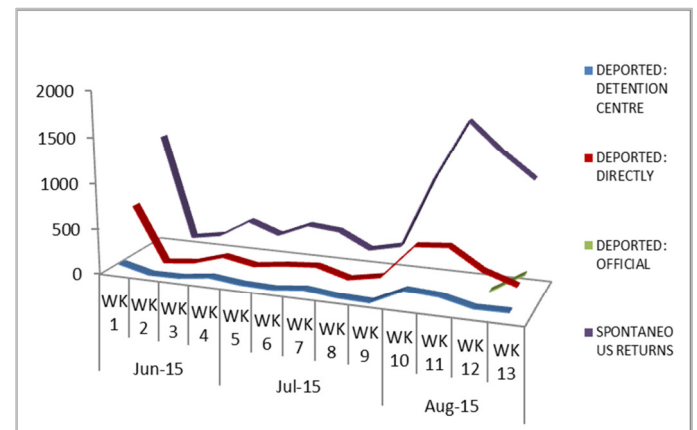
CUMMULATIVE HIGHLIGHTS²

- **5,752 households** representing **14,712 individuals** crossed the border into Haitian territory
- **44.6%** were female while **55.0%** were male and **0.4%** of the records had no data on gender
- **54 presumed unaccompanied minors** were identified
- **684 households** declared having been registered in the **PNRE** corresponding to **1,629 individuals**
- **9,348 individuals** declared having returned spontaneously to Haiti
- **4,424 individuals** claim to have been deported
- **Official Deportations** continue to be carried out with a reported **940 individuals deported** at the three official border crossing points of **Ouanaminthe, Malpasse, and Belladères.**

Graph 1: Breakdown by Place of Birth



Graph 2: Movement Trends observed by week and by month³



¹ Plan Nacional de Regularización de los Extranjeros

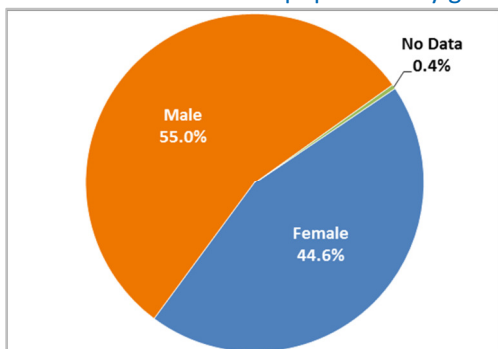
² All figures in this SitRep reflect information gathered by IOM teams at a limited number of border crossing points only – not the totality of returns.

³ Monitoring of border movements began as of the first week of June 2015.

Gender Breakdown

Of the 14,712 individuals monitored by the border monitoring network, **44.6%** were **female** and **55.0%** were **male**.

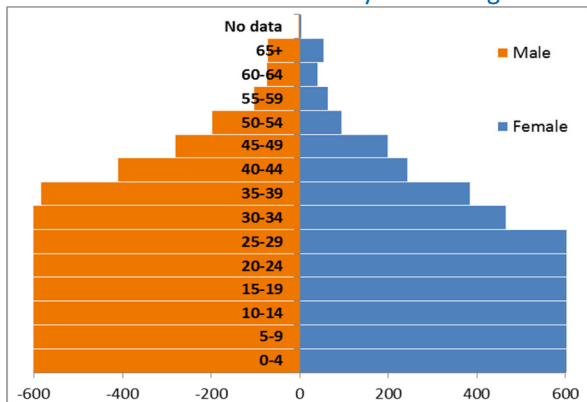
Graph 3: Breakdown of returnee population by gender.



Age Breakdown

The majority of the returnee population has reported being between the ages of **20-59 years old**, with individuals from this age group representing **49.1%** of the overall returning population. A reported **47.9%** are aged **0-19 years old** and a mere **1.7%** fall into the elderly category.

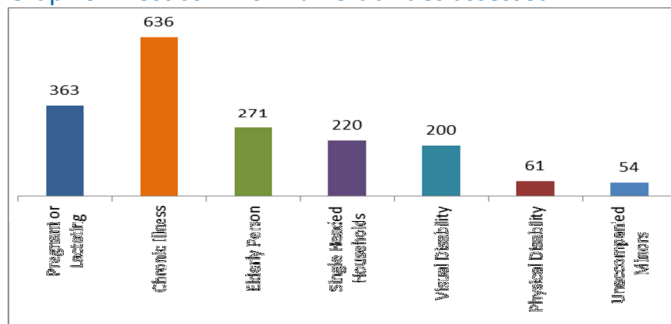
Graph 4 : Breakdown of returnees by sex and age



Types of vulnerabilities.

Among the persons crossing the border, the network encountered **54 cases of presumed unaccompanied children**. These cases were referred to the relevant government authorities for appropriate care and status determination.

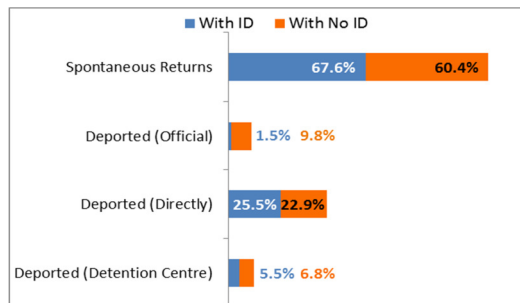
Graph 5: Most common vulnerabilities assessed.



Documentation

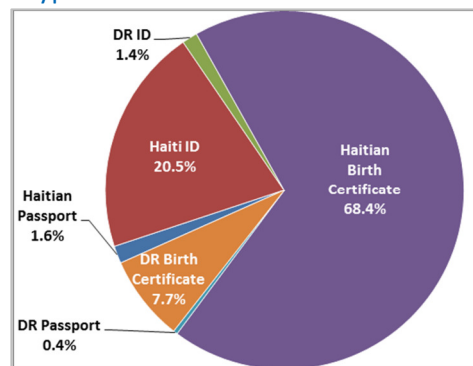
37.1% (5,459 individuals) of the returnees interviewed have reported having Haitian Documentation, while **3.9% (573 individuals)** have reported having Dominican documentation. A reported **59.0% (8,680 individuals)** did not possess any type of documentation.

Graph 6: Returnee documentation status



The most common ID document presented by the returnee continues to be the **Haitian Birth Certificate**, corresponding to **68.4%** of the individuals with documentation. The second most common document is **the Haitian ID (CIN or NIF)** which represents **20.5%**.

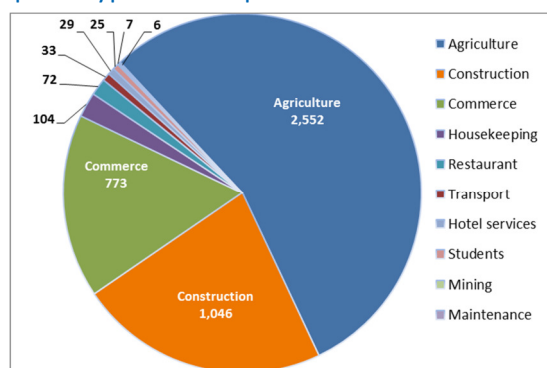
Graph 7: Types of documents



Occupation

The most common occupation within the DR held by returnees is **agriculture (2,552 households)**, followed by **construction (1,046 households)** and commerce (**773 households**). Other declared occupations fall within transportation, hotel, maintenance, mining and students.

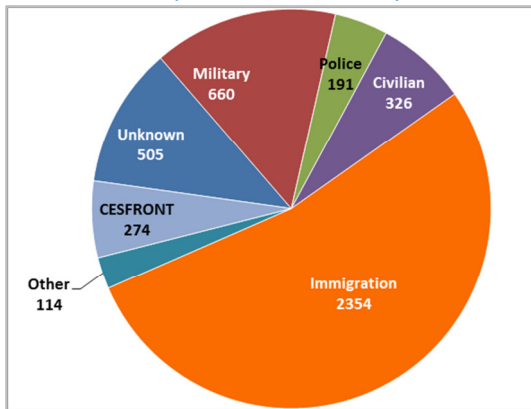
Graph 8: Types of occupation



Entry on Haitian Territory

Of all 14,712 individuals interviewed, **9,348 individuals** declared having returned spontaneously to Haiti while **4,424 individuals** claimed to have been deported into Haitian territory. Most claimed deportations have been carried out by the Dominican **immigration authorities (53.2%)**, while **14.9%** have been carried out by the **Military**.

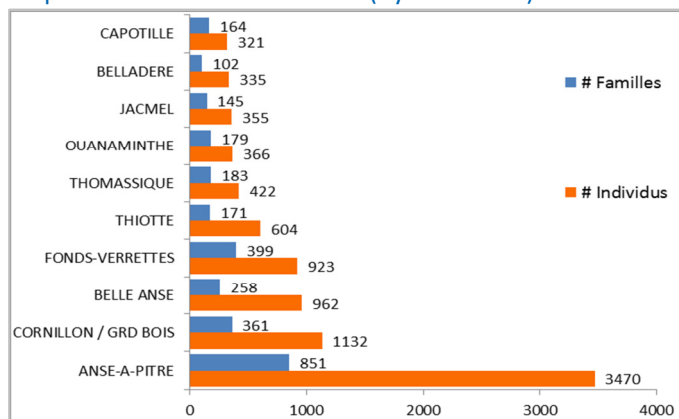
Graph 9: Claimed Deportation Authority



Destination and Intentions

When questioned regarding their intended destination, a majority of returnees (**851 households**) have indicated the commune of **Anse-à-Pitres**, in the South-East of the country as their main commune of destination. Their second preferred destination is **Cornillons/Grand Bois** (361 households) in the Department of West and **Belle-Anse** also in the South-East department (258 households).

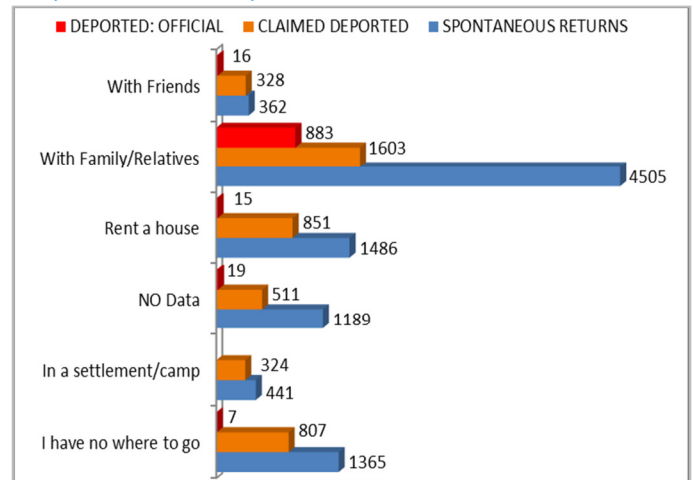
Graph 10: Intended Destination (By commune)



It is important to note that the **greatest number of movements** have been registered in the communes of the **South East** Department. Furthermore, the **average size** of households returning in Anse à Pitres range from **1.8 to 4.1 persons per family**, the **more consistent family size being closer to 4** which is explained by the high numbers of **individuals in this area as opposed to other areas where the family size is relatively low (1.5 to 3)**

When asked to provide additional details on their destination, the majority of returnees have indicated their **intention to stay with relatives** (1,603 of claimed deportees, 4,505 of spontaneous returnees and 883 of officially deported individuals). Other returnees indicated that they **intended to rent a house** (851 claimed deportations, 1,486 spontaneous returnees and 15 officially deported) while many others, including 1,365 spontaneous returnees, 807 claimed deportees and 7 officially deported individuals declared **having nowhere to go**.

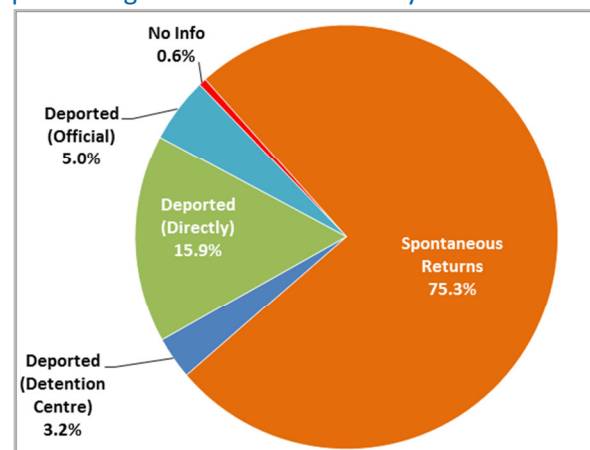
Graph 11: Intended place of residence



Registration in the PNRE

Of the 5,752 households (14,712 individuals) interviewed by the network, **684 households (1,629 individuals – 11.1%** of the total returnee population) declared having been registered in the **Dominican PNRE**. Of these 684 households, **75.3% returned voluntarily to Haiti** while **19.2% claimed to have been deported** and **5.0%** have been **officially deported** into Haitian territory.

Graph 12: Registration in the PNRE by return status





WEEKLY REPORT: Border monitoring activities from the 28th of August to the 4th of September

This section presents an overview of border monitoring activities and movement trends observed during the week of August 28th 2015 to September 4th 2015.

WEEKLY HIGHLIGHTS

- **1,150 individuals were observed** crossing the border into Haitian territory
- **9 presumed unaccompanied minors** were identified during this week and referred to the relevant authority for follow up; **1** of these unaccompanied minors was **officially deported** into Haitian territory.
- **381 individuals** declared having returned spontaneously to Haiti
- **88 individuals** claimed to have been deported into Haitian territory
- **Official deportations** continue to be carried out at the official border crossing points of Ouanaminthe and Malpasse and Belladères
- The network present at the border monitored **681 individuals** being officially deported into Haitian territory.
- The differences in figures when compared to the previous SitRep are explained by the gradual processing of a back log of monitoring fiches received from the field.

OBSERVED MOVEMENT TRENDS

- There is a significant decrease of movement during this week of reporting when compared to previous weeks.
- Spontaneous returns continue to be higher than claimed deportations observed during this reporting week; however, this week the numbers of official deportations have been higher than both spontaneous returns and claimed deportations.
- Most movements this week have been observed at official border crossing points
- Individuals interviewed at non official border crossing points have claimed being deported directly into Haitian territory, while only 1 person claimed to have spent time in a detention center before being forcefully returned to Haiti.

Table 1: Summary of monitored movements for this week

| Entry Status | Number of Returnees |
|----------------------------|---------------------|
| Deported: Detention Center | 28 |
| Deported: Directly | 60 |
| Deported: Official | 681 |
| Spontaneous Returns | 381 |

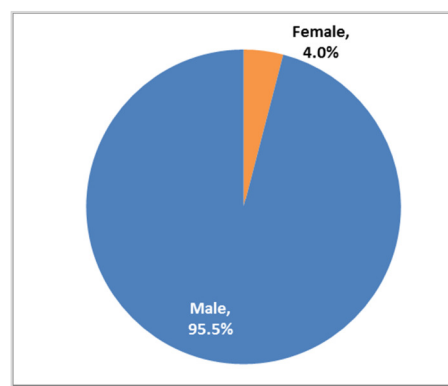
OFFICIAL DEPORTATIONS

Official deportations were being carried out at the official border crossing points of Ouanaminthe, Malpasse and Belladères. A total of 940 persons have been officially deported into Haitian territory from the 15th of August to the 3rd of September. The majority of these deportations were conducted by the DR immigration authorities.

Breakdown by gender

Of all the 940 individuals officially deported this week, 95.5% were male and only 4.0% were female.

Graph 13: Breakdown of officially deported by gender



Types of Vulnerabilities

Among the persons officially deported, 21 have indicated being single heads of households, 5 have indicated suffering from a chronic illness and 4 were presumed unaccompanied minors. These presumed UAMs were referred to the relevant government authority (IBESR) for appropriate care and status determination.

Graph 15: Most common vulnerabilities assessed among officially deported individuals.

