

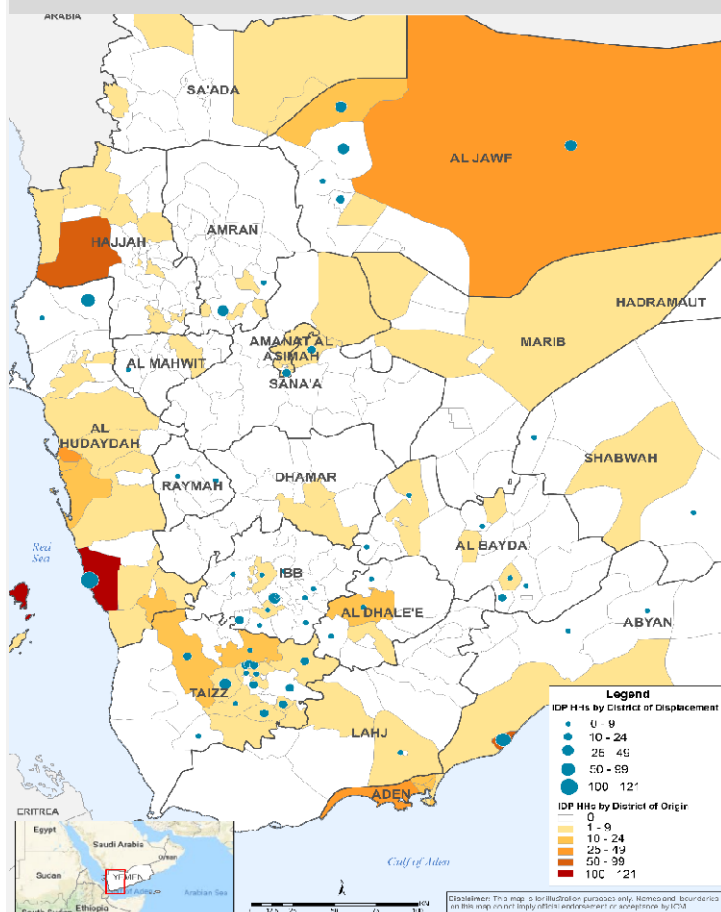
Rapid Displacement Tracking (RDT) DTM-Yemen



Reporting Period : September 22-28, 2019

Published on: September 29, 2019

Displaced households in districts by Displacement and Origin



Number of IDPs Households per Governorate

Governorate	Weekly Update 22-28 September	Total of IDPs HH 01 Jan to 28 Sep
Hajjah	0	17,912
Al Hudaydah	209	9,742
Al Dhale'e	11	9,291
Taizz	182	5,788
Amanat Al Asimah	11	4,503
Ibb	69	2,233
Marib	0	1,749
Sana'a	10	1,586
Amran	37	1,609
Shabwah	21	981
Lahj	3	910
Aden	0	528
Sa'ada	0	498
Abyan	87	594
Dhamar	0	429
Hadramaut	14	517
Al Bayda	22	327
Al Jawf	103	384
Raymah	2	214
Al Mahwit	2	160
Socotra	0	145
Al Maharah	1	110
Total	784	60,210

Displacement Tracking in Yemen Crises

DTM's Rapid Displacement Tracking (RDT) tool collects and reports on numbers of households forced to flee on a daily basis, allowing for regular reporting of new displacements in terms of numbers, geography and needs. In the first eight months of 2019, conflict activities have resulted in new patterns of displacement, particularly in within Hajjah, Al

Weekly Update

Between 22nd and 28th September, prominent displacements were seen in Al Hudaydah (209 HH), Taizz (182 HH), Al Jawf (103 HH) and Abyan (87 HH) governorates. Most displacement resulted due to increased fighting in Al Hudaydah (208 HH), Aden (113 HH), Hajjah (105 HH) and Taiz (89 HH).



Displaced People

60,210 Households
361,260 Individuals

*Reported during Jan 01 - Sep 28, 2019

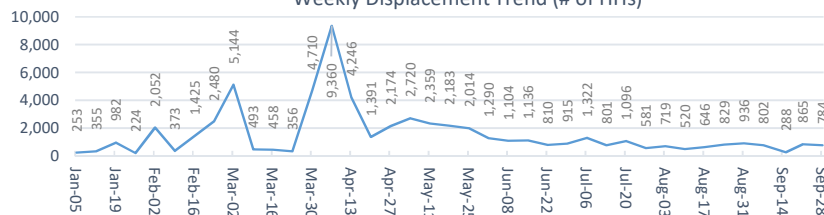


Returned People

4,257 Households
25,542 Individuals

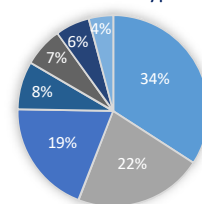
*Reported during Sep 01-28, 2019

Weekly Displacement Trend (# of HHs)



- In Settlements (Grouped of Families) Urban and Rural
- In Rented Accommodation
- With Host Families who are Relatives (no rent fee)
- In Second Home
- In Isolated/dispersed settlements (detached from a location)
- In Other Private Building

HHs Shelter Types



*During Sep 22-28, 2019