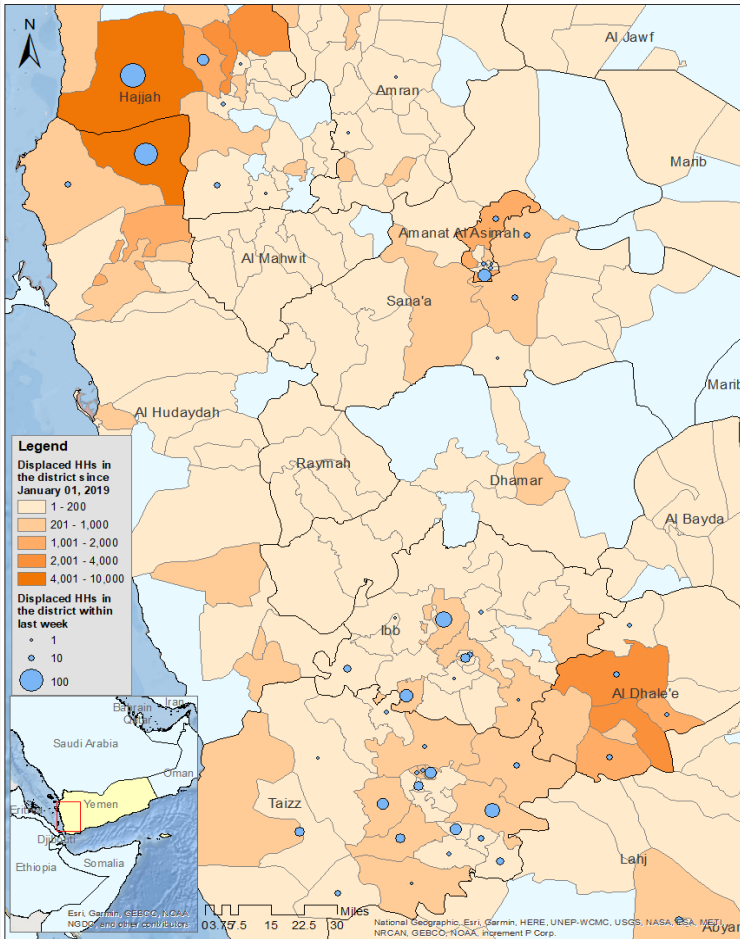


Reporting Period : September 08-15, 2019

Published on: September 08, 2019

Displaced households in districts since January 01, 2019 and in last week (September 08-15)



Number of IDPs Households per Governorate

Governorate	Weekly Update 08-15 September	Total of IDPs HH 01 Jan to 15 Sep
Hajjah	0	17,894
Al Hudaydah	0	9,409
Al Dhale'e	0	9,184
Taizz	128	5,345
Amanat Al Asimah	30	4,422
Ibb	36	2,148
Marib	0	1,669
Sana'a	0	1,543
Amran	16	1,481
Shabwah	14	956
Lahj	9	899
Aden	0	528
Sa'ada	0	498
Abyan	31	505
Dhamar	0	429
Hadramaut	24	464
Al Bayda	0	296
Al Jawf	0	279
Raymah	0	212
Al Mahwit	0	158
Socotra	0	145
Al Maharah	0	97
Total	288	58,561

Displacement Tracking in Yemen Crises

DTM's **Rapid Displacement Tracking (RDT)** tool collects and reports on numbers of households forced to flee on a daily basis, allowing for regular reporting of new displacements in terms of numbers, geography and needs. In the first eight months of 2019, conflict activities have resulted in new patterns of displacement, particularly in within Hajjah, Al

Weekly Update

Between 8th and 15th September, prominent displacements were seen in Taizz (128 HH), Ibb (36 HH), Abyan (31 HH) and Amanat Al Asimah (30 HH) governorates. Most displacement resulted due to increased fighting in Aden (106 HH), Al Hudaydah (47 HH) and Taizz (43 HH).



Displaced People

58,561 Households
351,366 Individuals

*Reported during Jan 01 - Sep 15, 2019

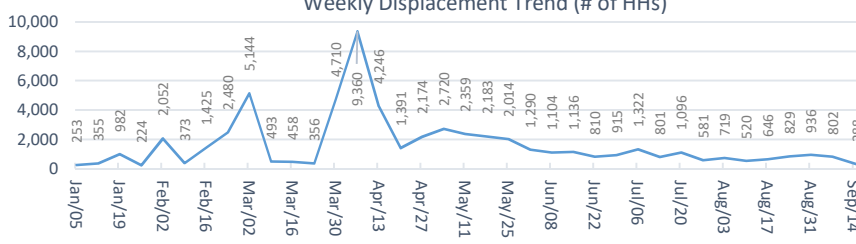


Returned People

4,135 Households
24,810 Individuals

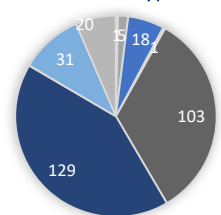
*Reported during Sep 01-15, 2019

Weekly Displacement Trend (# of HHs)



- In Health Facilities
- In Other Private Building
- In Settlements (Grouped of Families) Urban and Rural
- In Isolated/dispersed settlements (detached from a location)
- In Rented Accommodation
- With Host Families who are Relatives (no rent fee)

HHs Shelter Types



*During Sep 08-15, 2019