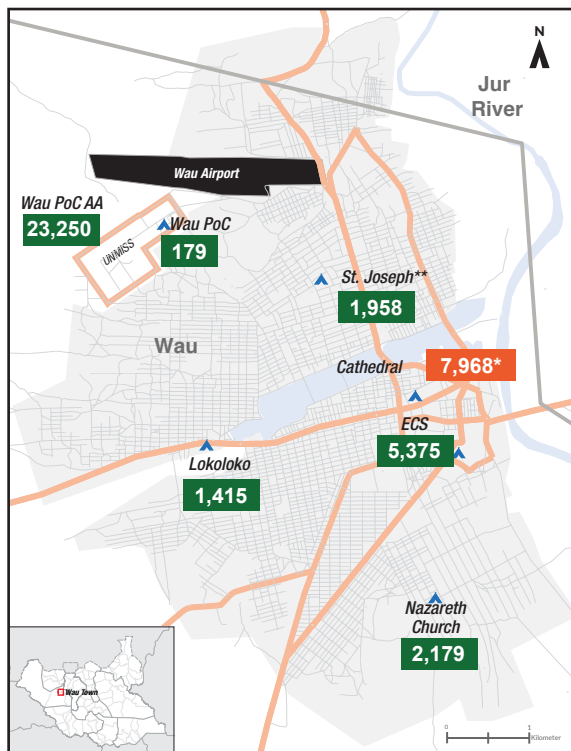


The IOM Displacement Tracking and Monitoring (DTM) team, in collaboration with partners, conducted a biometric registration of internally displaced persons (IDPs) sheltering in Wau POCAA, UNMISS POC 1 and the collective centers (ECS, St. Joseph, SSRC, Lokoloko and Nazareth ) from 8 March to 1 April 2017. A total of 34,967 individuals or 9,937 households were registered.

The IOM DTM team in close coordination with Camp Management (IOM and ACTED) set up complaints desks at each site to address issues arising throughout the registration process. The IOM DTM mobile biometric team addressed all complaints referred.

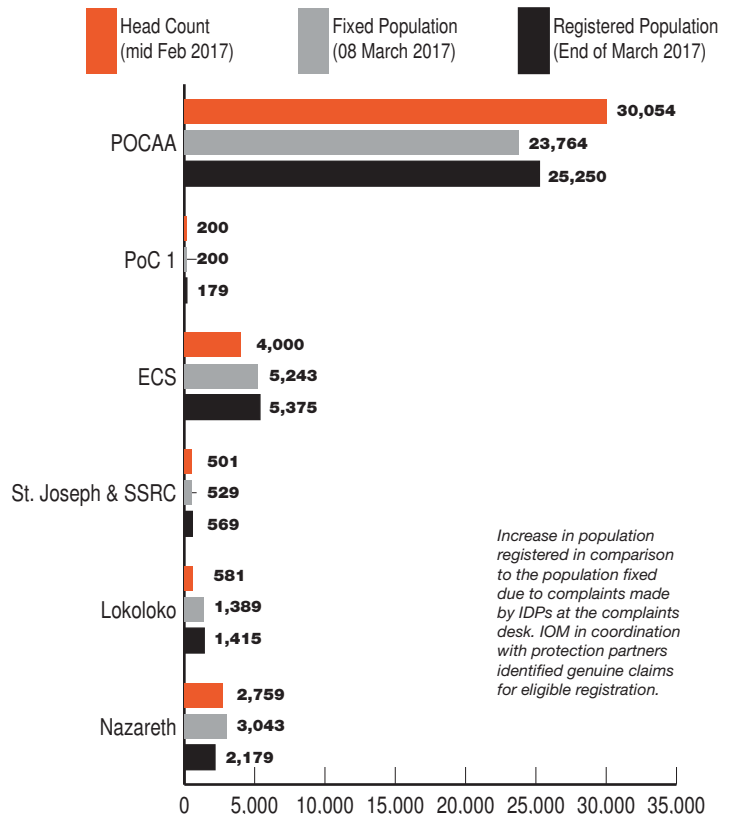


### Registration Sites



\* Due to unforeseen circumstances, biometric registration of Cathedral collective center was not possible.  
 \*\*IDPs staying in SSRC were registered at St. Joseph

### Comparison with headcount and population fixing figures



## Registration figures

During a resurgence of violence in June 2016, thousands of newly displaced persons fled to the POCAA and collectives centers (mainly churches and SSRC) to seek protection. Humanitarian partners advocated for biometric registration to plan responses and improve IDPs' access to services as it provides detailed sex-age disaggregated data, including vulnerability data for targeting humanitarian interventions. Prior to conducting biometric registration, IOM in close coordination with partners including UNMISS conducted a population fixing exercise across POCAA, ECS, St. Joseph, SSRC, Lokoloko and Nazareth on 8 March 2017. The fixing served as the basis for conducting the biometric registration across all IDP sites in Wau.

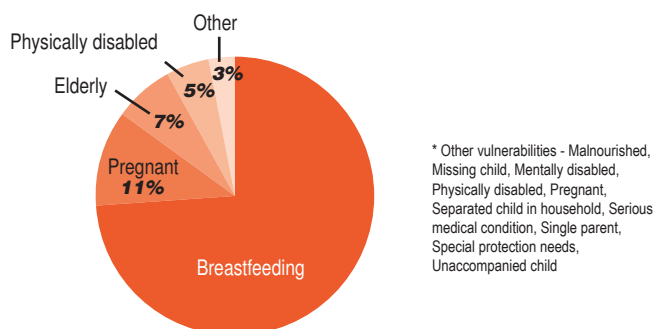
Site	Households	Individuals	Total		0-4		5-17		18-59		>60	
			M	F	M	F	M	F	M	F	M	F
Wau PoC AA	6,236	25,250	10,870	14,380	3,106	3,004	4,831	5,017	2,790	5,900	143	459
Wau PoC	89	179	84	95	22	19	26	30	34	46	2	0
ECS	2,116	5,375	1,861	3,514	675	700	876	951	278	1,759	32	104
Lokoloko	421	1,415	503	912	170	160	261	320	65	383	7	49
Nazareth	873	2,179	776	1,403	222	248	370	405	157	668	27	82
St. Joseph	202	569	212	357	56	48	114	127	39	164	3	18
<b>TOTAL</b>	<b>9,937</b>	<b>34,967</b>	<b>14,306</b>	<b>20,661</b>	<b>4,251</b>	<b>4,179</b>	<b>6,478</b>	<b>6,850</b>	<b>3,363</b>	<b>8,920</b>	<b>214</b>	<b>712</b>

## Vulnerabilities

During the biometric registration data collection process, the IOM DTM team in coordination with protection partners collected vulnerability data to identify individuals that may require additional assistance, including pregnant or breastfeeding women, physically disabled persons, unaccompanied minors, persons with serious medical conditions and children separated from their households. Vulnerability data enables relief agencies to provide more targeted and individualized assistance. The pie graph below provides an overview of the vulnerabilities across the sites registered. Vulnerabilities by site are provided in the specific site overviews below.

[Note: The presented data below provides a snapshot of vulnerabilities of the population registered; it does not provide a complete picture of vulnerabilities.]

### 5% of population registered identified with vulnerabilities



All our products are available on <http://www.iomsouthsudan.org/tracking>  
For more information, please contact [southsudanDTM@iom.int](mailto:southsudanDTM@iom.int)

