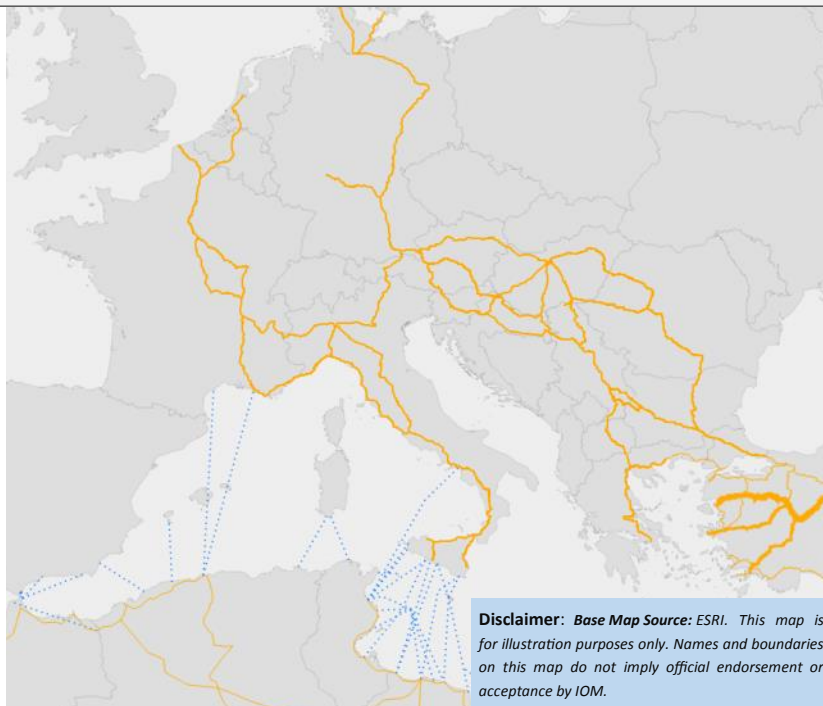


91,323 TOTAL ARRIVALS TO EUROPE 2016

6,810 TOTAL ARRIVALS TO EUROPE 11 - 17 Feb 2016

Contents

- [Highlights](#)
- [Cumulative arrivals and weekly overview](#)
- [Overview maps](#)
- [Turkey](#)
- [Bulgaria](#)
- [Greece](#)
- [former Yugoslav Republic of Macedonia](#)
- [Serbia](#)
- [Hungary](#)
- [Croatia](#)
- [Slovenia](#)
- [Italy](#)
- [The Northern Route](#)
- [Fatalities in the Mediterranean & Aegean](#)
- [Early Warning Information Sharing Network](#)
- [Contingency Countries](#)
- [About this report](#)



Visit IOM's interactive map to view data on flows: migration.iom.int/europe

1. Highlights

- Over the reporting period (11-17 February) countries of first arrival (Italy, Greece, and Bulgaria) saw an average **decrease of 24%** in numbers of arrivals compared with the previous week. Italy was the only country to see a moderate increase.
- All other countries also saw decreases in arrivals, except Hungary, which saw a moderate increase.
- See sections on [Greece](#) and [Italy](#) for an update on the EU's **Relocations** Plan.
- For numbers of fatalities and missing persons in the Mediterranean and Aegean seas, go to [page 31](#).
- See the **Northern Route** section for a snapshot about the [route to Finland and Norway](#) from Russia.
- For information on this report, including details on the sources of this report's data and tallying methodologies used, please see [page 37](#). On 06 January 2016 **Germany's** Ministry of Interior announced that it had begun using a new system to count arrivals in 2015, rather than the asylum application system. The new numbers indicate that there may have been a larger overall number of arrivals to Europe in 2015 than has to date been detected in countries along the route. For a fuller explanation of this difference, please see [page 37](#).
- For information on IOM's Early Warning Information Sharing Network, please see [page 32](#).
- Also new in this report is the inclusion of "contingency countries": Albania, Kosovo (SCR 1244)*, Montenegro, and Bosnia and Herzegovina. Please see [page 33](#).
- **Flow Monitoring:** As of 17 February 2016 IOM field staff in Greece, fYROM, Croatia, Serbia, and Slovenia had amassed interviews with 4,966 migrants and asylum seekers, with Serbia becoming the most recent mission to start conducting interviews, on 04 February 2016. The data from these interviews is analysed in a separate report titled "Analysis - Flow Monitoring Surveys in the Mediterranean and Beyond."

*References to Kosovo should be understood in the context of the United Nation Security Council resolution 1244 (1999)

INTERNATIONAL ORGANIZATION FOR MIGRATION


CONTACTS

Media
Displacement Tracking Matrix
migration.iom.int
+41.22.7179.271

✉ mediahq@iom.int
✉ dtmsupport@iom.int
🐦 [@IOM_News](https://twitter.com/IOM_News)



IOM Information Gathering activities are supported by:

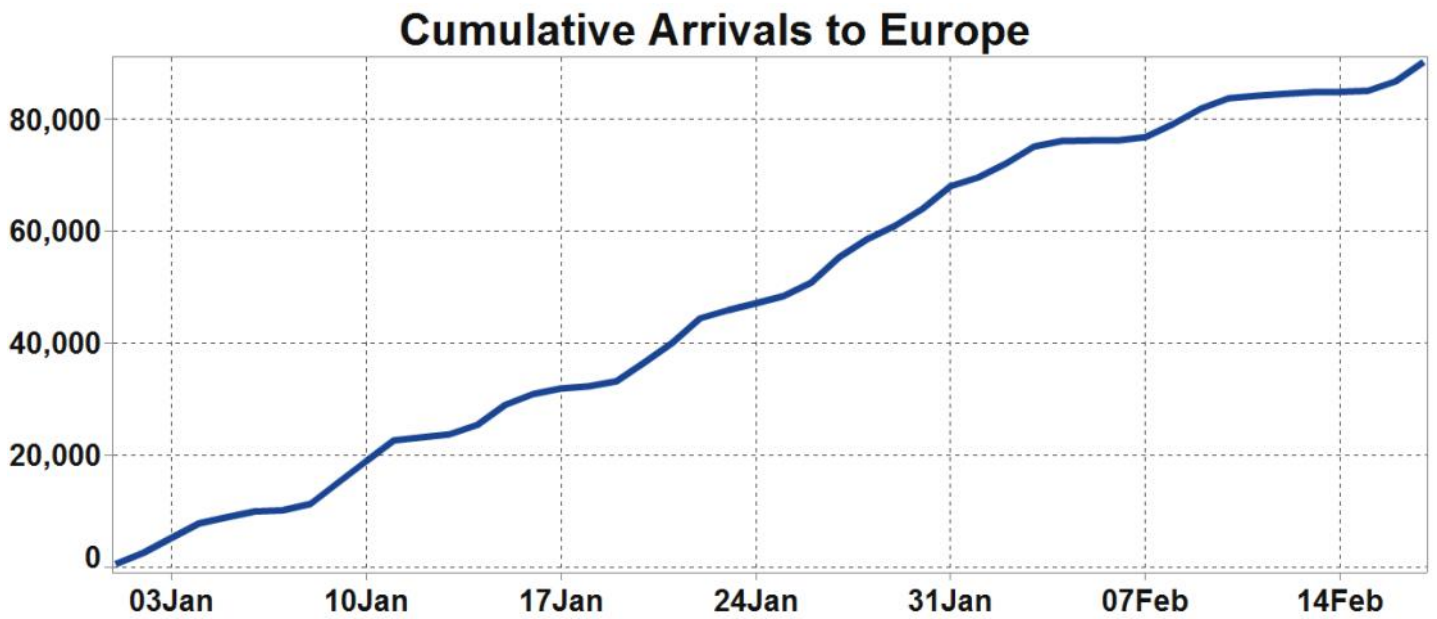
 Schweizerische Eidgenossenschaft
Confédération suisse
Confederazione Svizzera
Confederaziun svizra

State Secretariat for Migration SEM

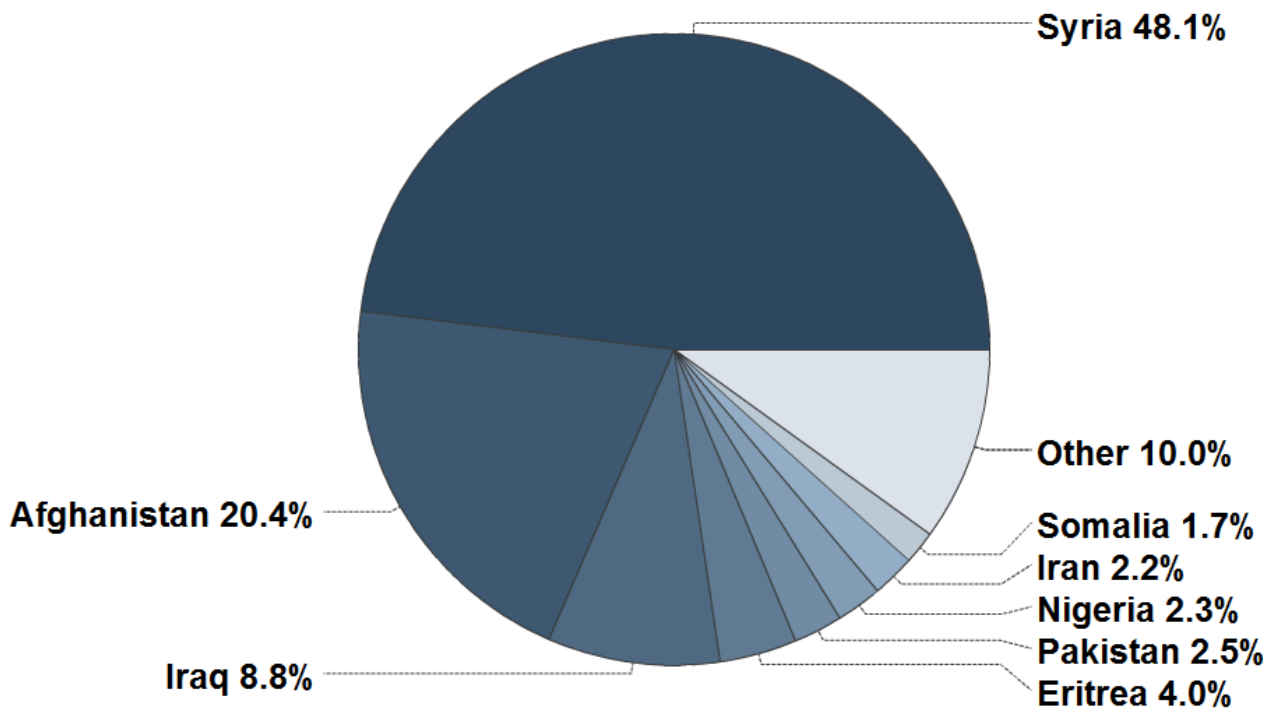


2. Cumulative arrivals and weekly overview

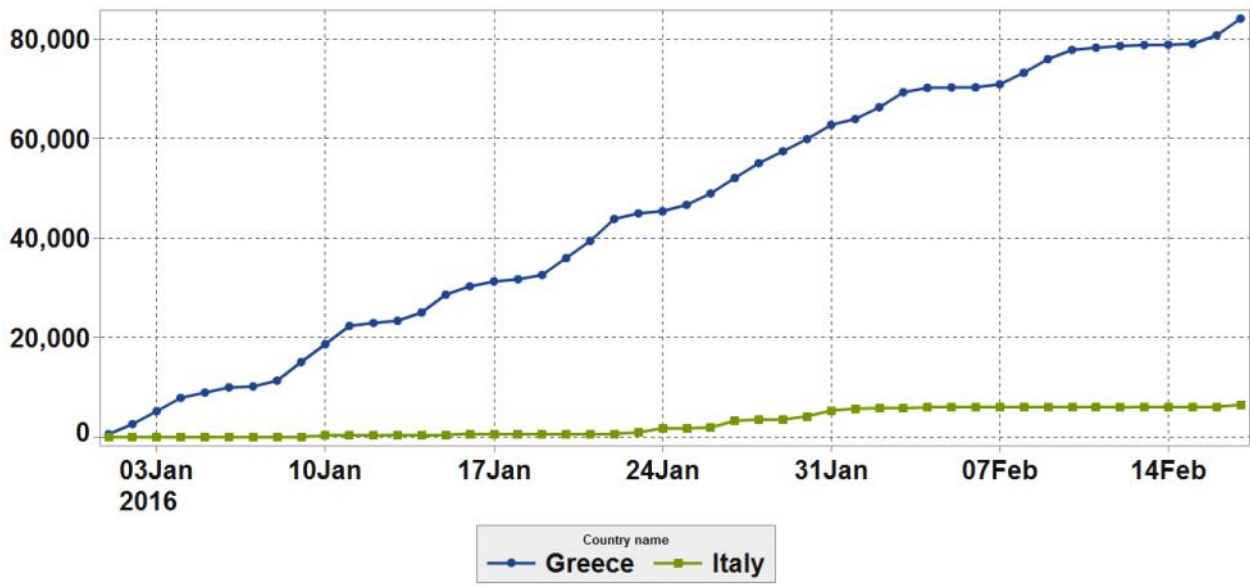
Aggregate cumulative arrivals to Europe



Nationalities of aggregate cumulative arrivals to Europe

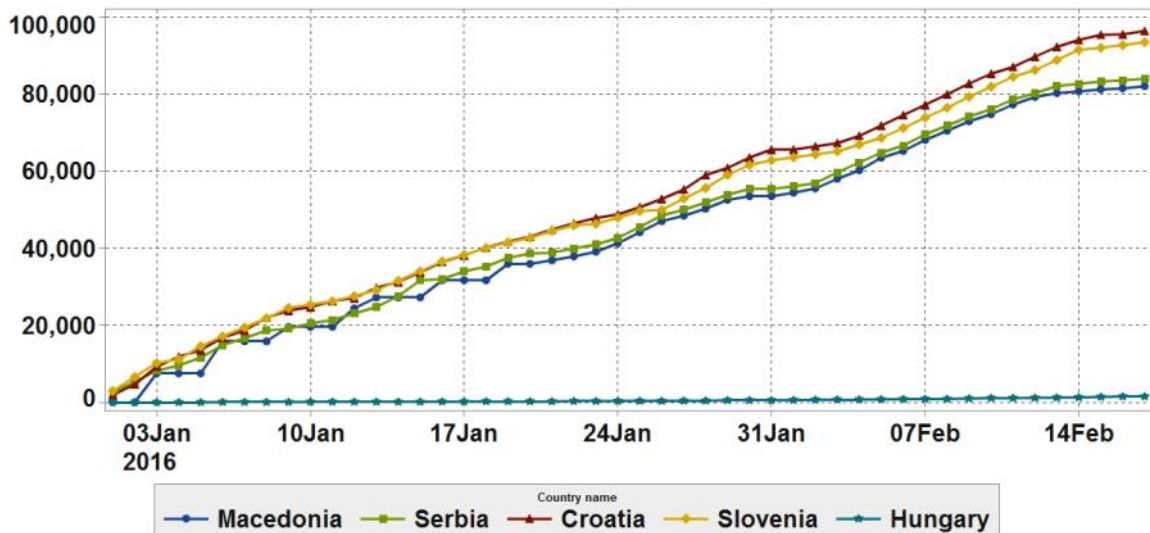


Cumulative arrivals by reporting date grouped by country (countries of first arrival)



Country ▲	Greece	Italy
Report Date ▲	Cumulative arrivals 2016	Cumulative arrivals 2016
11Feb2016	78,290	5,898
12Feb2016	78,633	5,898
13Feb2016	78,821	5,987
14Feb2016	78,872	5,987
15Feb2016	79,061	5,987
16Feb2016	80,771	5,987
17Feb2016	84,130	6,451

Cumulative arrivals by reporting date grouped by country (other countries)



Custom Cat... ▲	Croatia	fYROM	Hungary	Serbia	Slovenia
Report Date ▲	Cumulative arrivals 2016	Cumulative arrivals 2016	Cumulative arrivals 2016	Cumulative arrivals 2016	Cumulative arrivals 2016
11Feb2016	86,940	77,230	1,119	78,541	84,398
12Feb2016	89,594	79,149	1,158	80,168	86,172
13Feb2016	92,197	80,176	1,224	82,015	88,748
14Feb2016	93,957	80,627	1,275	82,599	91,408
15Feb2016	95,299	81,170	1,394	83,170	91,924
16Feb2016	95,425	81,404	1,487	83,550	92,639
17Feb2016	96,260	81,976	1,521	83,879	93,408

Weekly trends

There was a decrease of 24% in total arrivals to countries of first arrival (Greece, Italy, Bulgaria) for the period of 11/02/2016 - 17/02/2016, compared to the week before.

Weekly trends: countries of first arrival

Country	Bulgaria		Greece		Italy	
Period	Arrivals	% change	Arrivals	% change	Arrivals	% change
04 Feb 2016 to 10 Feb 2016	156	.	8,525	.	117	.
11 Feb 2016 to 18 Feb 2016	82	-47.44%	6,175	-27.57%	553	372.65%

Weekly trends: other countries

Country	Croatia		FYROM		Hungary		Serbia		Slovenia	
Period	Arrivals	% change	Arrivals	% change	Arrivals	% change	Arrivals	% change	Arrivals	% change
04 Feb 2016 to 10 Feb 2016	17,966	.	16,717	.	376	.	16,426	.	16,744	.
11 Feb 2016 to 18 Feb 2016	11,045	-38.52%	7,286	-56.42%	456	21.28%	7,819	-52.40%	11,557	-30.98%

Daily arrivals by reporting date grouped by country (countries of first arrival)

Country name	Greece	Italy	Total
Report Date	Daily arrivals	Daily arrivals	Daily arrivals
11Feb2016	335	0	335
12Feb2016	343	0	343
13Feb2016	188	89	277
14Feb2016	51	0	51
15Feb2016	189	0	189
16Feb2016	1,710	0	1,710
17Feb2016	3,359	464	3,823
Total	6,175	553	6,728

Daily arrivals by reporting date grouped by country (other countries)

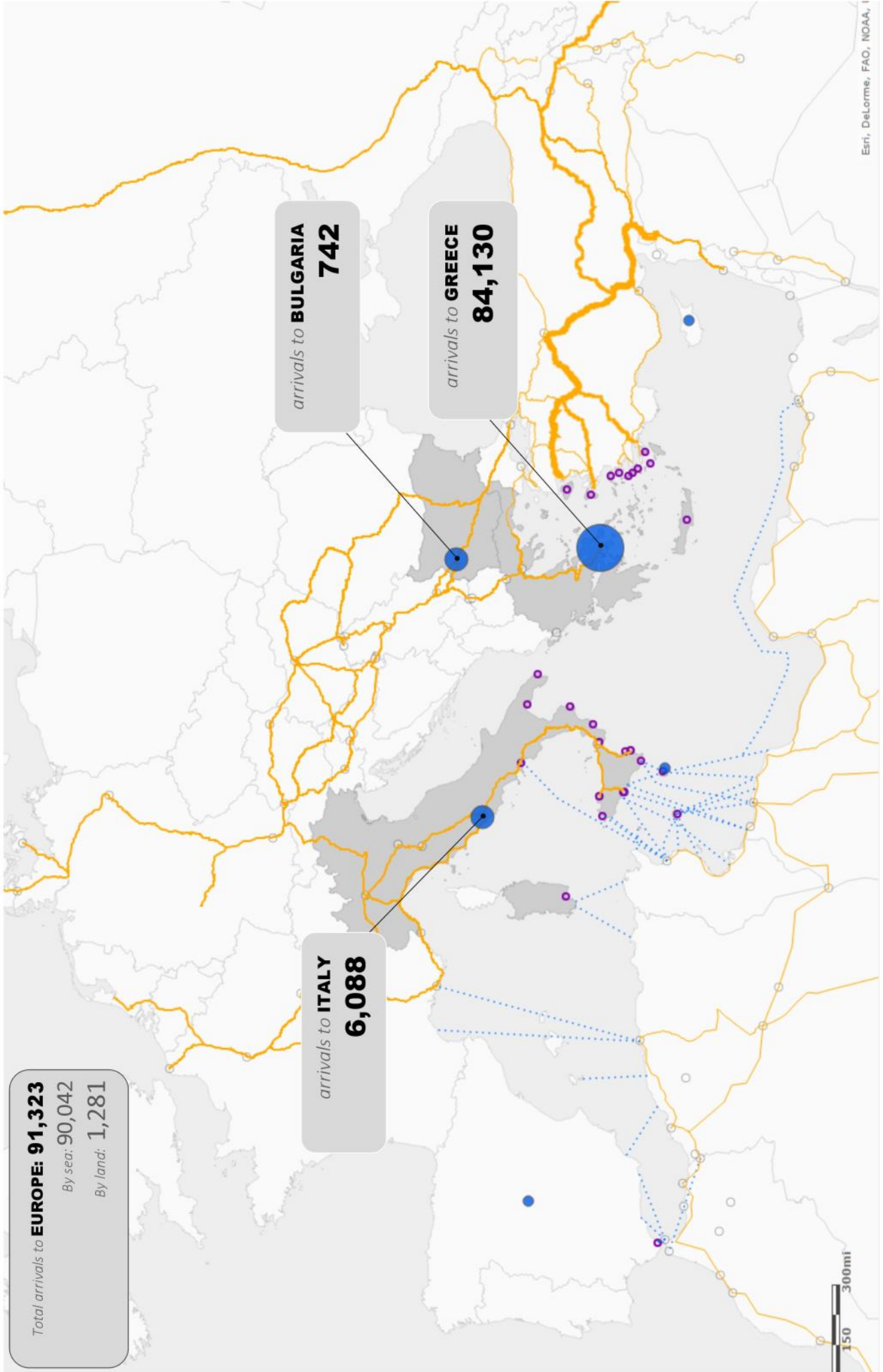
Country name	Croatia	FYROM	Hungary	Serbia	Slovenia
Report Date	Daily arrivals	Daily arrivals	Daily arrivals	Daily arrivals	Daily arrivals
11Feb2016	1,725	2,540	54	2,481	2,547
12Feb2016	2,654	1,919	39	1,627	1,774
13Feb2016	2,603	1,027	66	1,847	2,576
14Feb2016	1,760	451	51	584	2,660
15Feb2016	1,342	543	119	571	516
16Feb2016	126	234	93	380	715
17Feb2016	835	572	34	329	769
Total	11,045	7,286	456	7,819	11,557



Disclaimer: Base Map Source: ESRI. This map is for illustration purposes only. Names and boundaries on this map do not imply official endorsement or acceptance by IOM.

OVERVIEW: MIGRANT FLOWS TO EUROPE

Registered and reported arrivals to Greece, Italy and Bulgaria 🌐 From 01 January 2016 to 17 February 2016

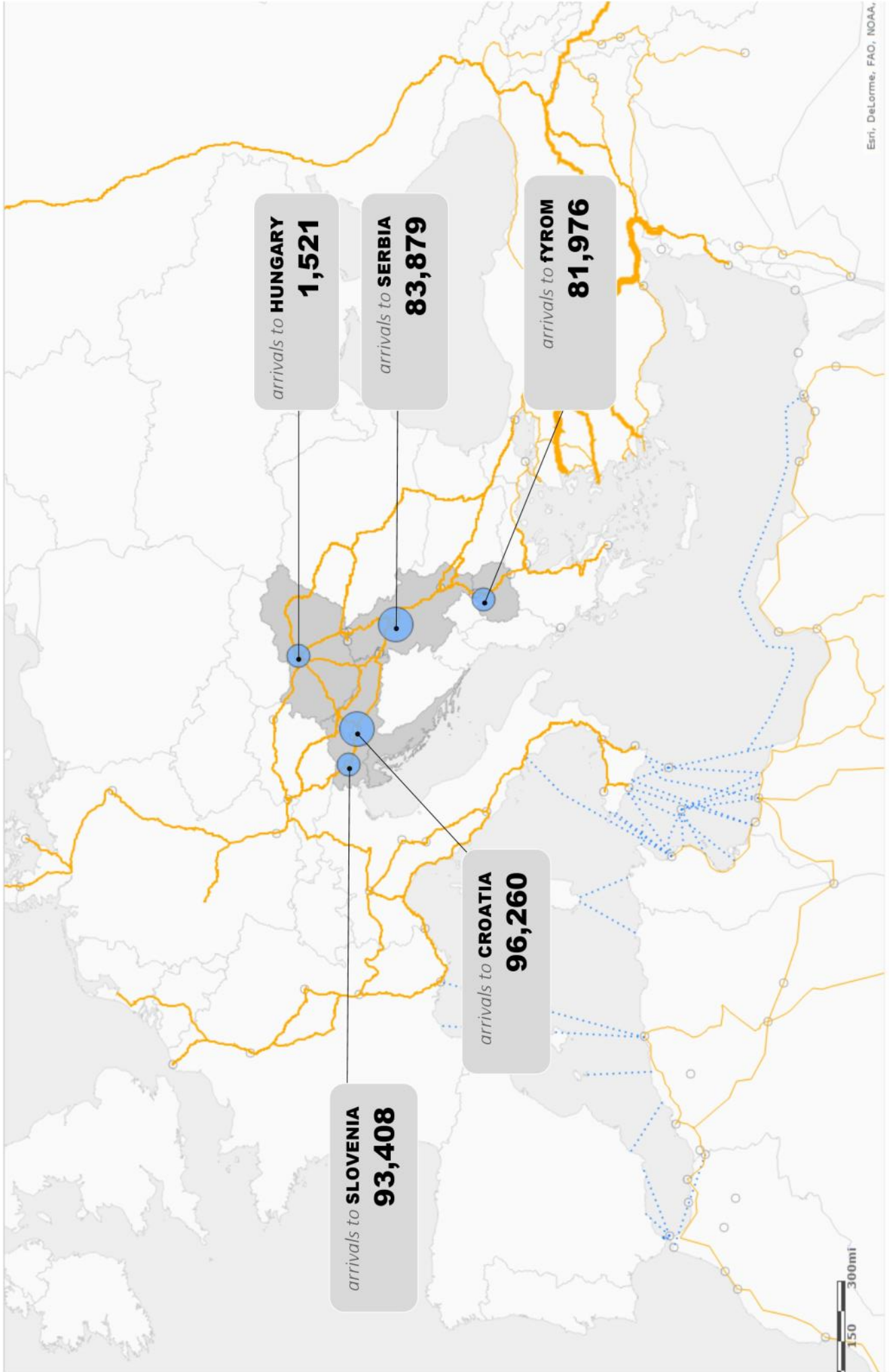


OVERVIEW: MIGRANT FLOWS TO EUROPE

Registered and reported arrivals to fYROM, Serbia, Croatia, Slovenia and Hungary 📍 From 01 January 2016 to 17 February 2016



Disclaimer: Base Map Source: ESRI. This map is for illustration purposes only. Names and boundaries on this map do not imply official endorsement or acceptance by IOM.





3. Turkey

Background and latest figures

15 February 2016—In Turkey the systems for thorough data collection have not yet been established, with the only available information being provided by the Turkish Coast Guard. As of 15 February 2016, The Turkish Coast Guard had apprehended 6,595 irregular migrants and 138 fatalities for 2016. Of these, 1,104 migrants were apprehended and 36 were found dead between 01-15 February. These figures only include those apprehended and rescued by the Coast Guard; actual numbers of migrants and asylum seekers departing Turkey by sea are in fact much higher than this.

15 February—The number of rescues at sea have decreased compared to previous weeks due to the recent instructions from the Ministry of Interior to the Police and Gendarmerie to increase the number of patrols and check points in the provinces of İzmir, Çanakkale, Balıkesir, and Bursa in order to stop migrants before they reach the sea borders.

Cumulative rescues and apprehensions by reporting date in Turkey

Mediterranean Developments-Rescues/Apprehensions by Turkish Coast Guard Statistics for 2016 *As of 15 February 2016				
Months	Number of Cases	Number of irregular migrants	Number of deaths	Number of facilitators
January	133	5,491	102	14
February*	25	1,104	36	5
Total	158	6,595	138	19

From the press

10 February 2016 – Following an offensive in Aleppo, between 01 and 09 February approximately 35,000 - 45,000 people fled and travelled to nearby border areas (including Bab al-Salama border crossing) with Turkey. Turkey's Foreign Minister reported that during a recent unspecified period, 10,000 Syrians had been allowed to cross the border in a "controlled fashion". <http://reliefweb.int/report/turkey/turkey-let-stranded-syrians-seek-protection>

Known entry and exit points

Known irregular entry points by land: Hatay, Kilis, Şanlıurfa (from Syria), Silopi, Çukurca (from Iraq), Şemdinli, Yüksekova, Başkale, Ağrı, Doğubeyazıt (from Iran)

Known irregular exit locations by land: Edirne (to Greece and Bulgaria), Kırklareli (to Bulgaria)

Irregular entry by air: Istanbul Ataturk, Istanbul Sabiha Gokçen, Antalya, Esenboğa Ankara (from third countries)

Known irregular exit locations by sea: Kaş, Datça, Bodrum, Kuşadası, Didim Çeşme, Dikili, Ayvacık (Çanakkale), Balıkesir (Ayvalık) (to Greece)

Irregular exit by air: Istanbul Ataturk, Istanbul Sabiha Gokçen (to certain EU MS)



4. Bulgaria

Background and latest figures

From the start of 2016 to 11 February 2016, Bulgarian authorities apprehended a total of 742 migrants and asylum seekers entering the country irregularly from the land borders with Turkey. The most prominent nationalities in descending order were Iraqis, Syrians, Afghans, Pakistanis and Iranians. The vast majority, 85%, were apprehended on irregular land borders, while only 14% were apprehended on checkpoints.

Unlike other Balkan states, Bulgaria does not have a policy to facilitate the migration flow to Western Europe. Therefore, numbers from Bulgaria are not of registered arrivals but rather of apprehensions by the Bulgarian authorities of irregular migrants on entry, within the country, and on exit. This makes dating the exact entry of arrivals difficult, as someone apprehended in 2016 might have entered the country in 2015. As such, IOM has decided to account for flows into the country in the following manner: The figure for arrivals in 2015 includes apprehensions on entry, in country, and on exit. The figure for arrivals from 01 Jan 2016 – 01 March 2016 includes only apprehensions on entry. The figure for arrivals from 01 March 2016 – 01 April 2016 includes only apprehensions on entry and in country. The figure for arrivals from 01 April 2016 – 01 May 2016 includes all three data sets: entry, in country, and on exit. Furthermore, only apprehensions on entry from the Turkish-Bulgarian border are counted.

Cumulative arrivals by reporting date in Bulgaria

Date	Cumulative Arrivals
21 Jan 2016	356
28 Jan 2016	504
04 Feb 2016	660
11 Feb 2016	742



Known entry and exit points

Known entry points: border checkpoints Kapitan Andreevo, Lesovo, Malko Tarnovo and territories nearby on the green border between Turkey and Bulgaria, Petrich region and green border near Kulata-Promahon checkpoint on border between Greece and Bulgaria.

Known exit points: border checkpoints Kalotina, Vrashka Chuka, Bregovo and territories nearby on the green border between Bulgaria and Serbia; green border nearby Gyueshevo border checkpoint on border between FYROM and Bulgaria.

Transportation and logistics

Most irregular migrants enter Bulgaria from green border on foot. Migrants coming from border checkpoints usually enter by hiding in buses or other vehicles. Undetected migrants continue their journey via taxis and private transportation to external borders or to big cities to find a means of onward transportation out of the country.





Open reception centers (as of 28 January 2016)

Migrants accommodated in the open reception centers under SAR (data provided by State Agency for Refugees)		Banya	Pastrogor	Ovcha kupel (Sofia)	Vrazhdebna (Sofia)	Voenna rampa (Sofia)	Harmanli	Total
Capacity		70	320	860	370	800	2710	5130
Accommodated migrants	Total	57	95	207	0	85	181	625
	% of used capacity	81%	30%	24%	0%	11%	7%	12%
	Syrian Nationals	57	69	16	0	26	105	273
Accommodated migrants with granted refugee status		0	25	4	0	7	33	69



5. Greece

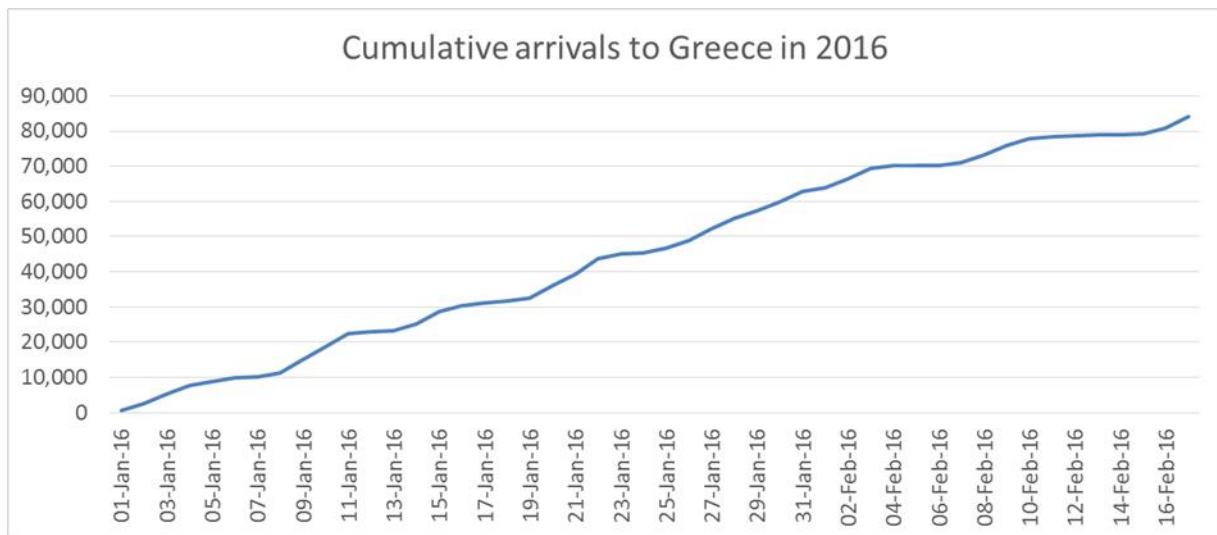
Key Findings and Advanced Notifications

As of 17 February 2016, the cumulative arrivals to Greece over land and sea for 2016 stands at 84,130. Over 11 to 17 February it is estimated that 6,175 migrants entered Greece via sea and land borders. This is sharply below from two weeks ago, which saw 16,723 arrivals by sea, and last week, which saw 8,525 arrivals by sea. Numbers of arrivals by land for 2016 became available during the reporting period 11-17 February.

17 February—Since 19 January standard operating procedures for crossing the Greece-fYROM border have changed several times. Stamped declaration of destination country in the police registration paper provided by the Greek authorities was a pre-condition for migrants (of the three nationalities allowed to cross) to be allowed entry to fYROM. On 05 February this policy was suspended, but by 16 February the policy was reported active again.

17 February—According to the Hellenic Coast Guard, between 11 and 17 February there were 15 incidents off the coasts of Lesbos, Chios, Symi, Samos, Agathonisi, Kalolymnos, and Megisti, requiring the Hellenic Coast Guard (HCG) to search and 1,208 migrants and asylum seekers.

Cumulative arrivals by reporting date in Greece



Idomeni—Exit

15 February—Early last week UNHCR and MSF set up more than 50 family tents and several rubble halls in the broader area of the petrol station located 20 km before the Greece-fYROM border, where buses carrying migrants are delayed by the police to control the flows. Before this, the only shelter for migrants in the area was provided by two of MSF tents. Over the previous three weeks, the number of buses full of migrants waiting in the area sometimes exceeded 100, and migrants had to spend several hours in the spot.

15 February—UNHCR began construction of temporary shelters for 1500-2000 migrants in the same area. However, the mayor of Polykastro interrupted construction, claiming that it is illegal to set a refugee camp at a distance less than 30 km from the border. There is information that UNHCR's initiative was based on an arrangement with the Ministry of Migration Policy.

17 February—Over the last week, neither the 'gas station camp' nor Idomeni Exit Camp have been operational. Flows have decreased significantly and buses are guided by the police straight to the border without being stopped at the gas station and without migrants entering Idomeni Exit Camp.



Hotspots

16 February—**Operation of Hotspots:** the Defense Minister Panos Kammenos in a joint press conference with Alternate Citizens' Protection Minister Nikos Toskas and Alternate Migration Policy Minister Yannis Mouzalas announced that four of Greece's new refugee registration centres are ready to operate. Four hotspots will open on the islands of Lesbos, Chios, Leros, and Samos. Each hotspot will be able to accommodate an average of 1,000 people per day, although this number might rise according to needs. At the same conference it was clarified that the North Atlantic Treaty Organisation (NATO) in the Aegean will limit its involvement to surveillance and warnings towards the Turkish coast guard, so as to ensure that migrants are stopped before the vessels depart from Turkey's shores.

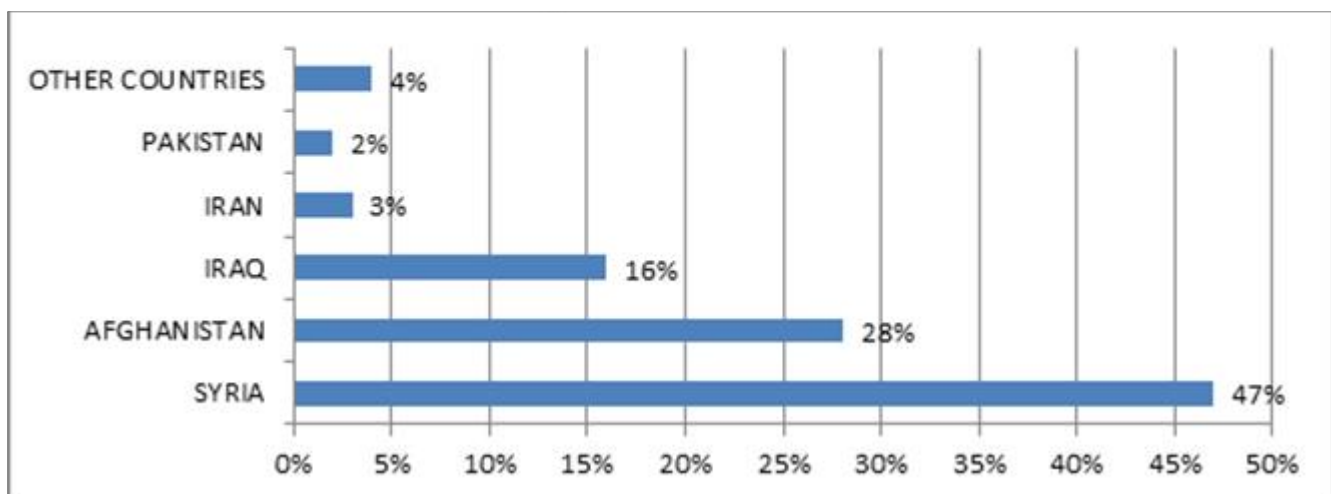
16 February—Although there are still extensive protests from the local community regarding the setting up of a relocation center in Diavata, Thessaloniki, the authorities stand by their decision to locate the accommodation center there. The Greek Minister of Defense Mr Kammenos confirmed this in a television interview on 15 February. He also announced that construction has commenced in the port of Thessaloniki, to set up additional accommodation facilities, in an area suggested by the mayor of Thessaloniki. However, the following day, the director of the port announced in the press that no construction has started and that the respective authorities only visited the area. Protests regarding these plans have started in this area too.

17 February—The above mentioned area in the port of Thessaloniki was rejected after a new evaluation visit took place. The government is in search of a new area in the port of Thessaloniki to facilitate not the accommodation of migrants but only their registration, in case they reach the city by boat. The plan is for migrants to be transported to the 'relocation center' in Diavata after registration.

17 February—Greece's new relocation centers will be located on the mainland, and will temporarily accommodate migrants and asylum seekers who were registered on the islands and want to continue on to other European nations. During the last inter-ministerial meeting at the Ministry of Shipping and Maritime Affairs in Piraeus, it was decided that the relocation camp in Schisto will accommodate up to 500 people immediately, stressing that it will not be a detention center. Migrants and asylum seekers hosted there will be free to leave the center during the day and come back at night. Once complete, the centers will be able to accommodate up to 4,000 people a day. The migrants and asylum seekers will be able to stay in the accommodation centers for a maximum of 72 hours. While the hotspots are run by Greece's ministries of migration and citizen protection, the relocation centers will be staffed by the army.

Cumulative arrivals by nationality of origin 2016 (from 1 Jan to 25 Jan 2016)

Sample of 34,185 out of 45,661 registered arrivals (Nationalities of arrivals to Lesbos, pending)





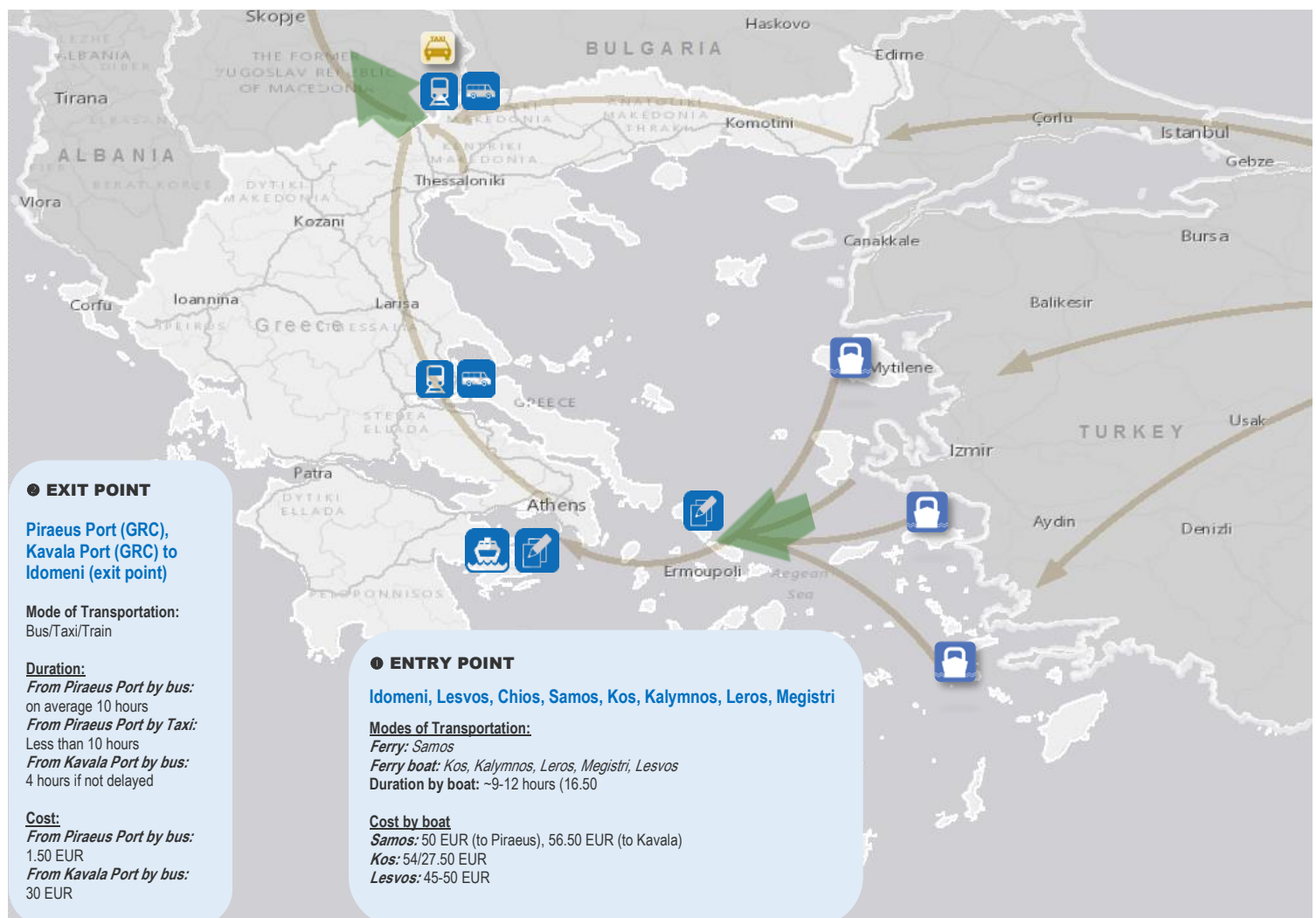
Relocations: 12 February – To date, 526 individuals have been relocated, of which 245 from Greece (30 to Luxembourg, 44 to Finland, 31 to Germany, 4 to Lithuania, 20 to Portugal, 10 to Ireland, 94 to France, 6 to Latvia, and 6 to Cyprus). The European Commission has made available an overview of Member States' support to the EU relocation mechanism. To date, 18 out of the 31 participating countries have pledged to make places available, namely Belgium (30), Bulgaria (1,302), Cyprus (30), Finland (220), France (1,100), Germany (40), Ireland (20), Latvia (481), Lithuania (100), Luxembourg (90), Malta (131), the Netherlands (100), Poland (100), Portugal (130), Romania (315), Spain (50), Sweden (300) and Liechtenstein (43), with an overall number of only 4,582 places. You can find the overview [here](#).

Known entry and exit points

Known landing points: The islands of Lesbos, Kos, Samos, Rhodes, Kalymnos, Megisti, Leros and Chios.

Known known exit points: Idomeni (borders between Greece and the former Yugoslav Republic of Macedonia)

Transport and logistics

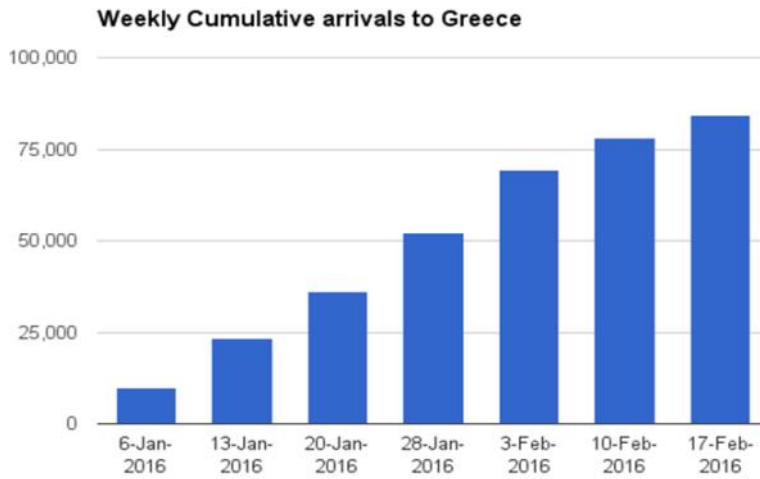


Weekly data

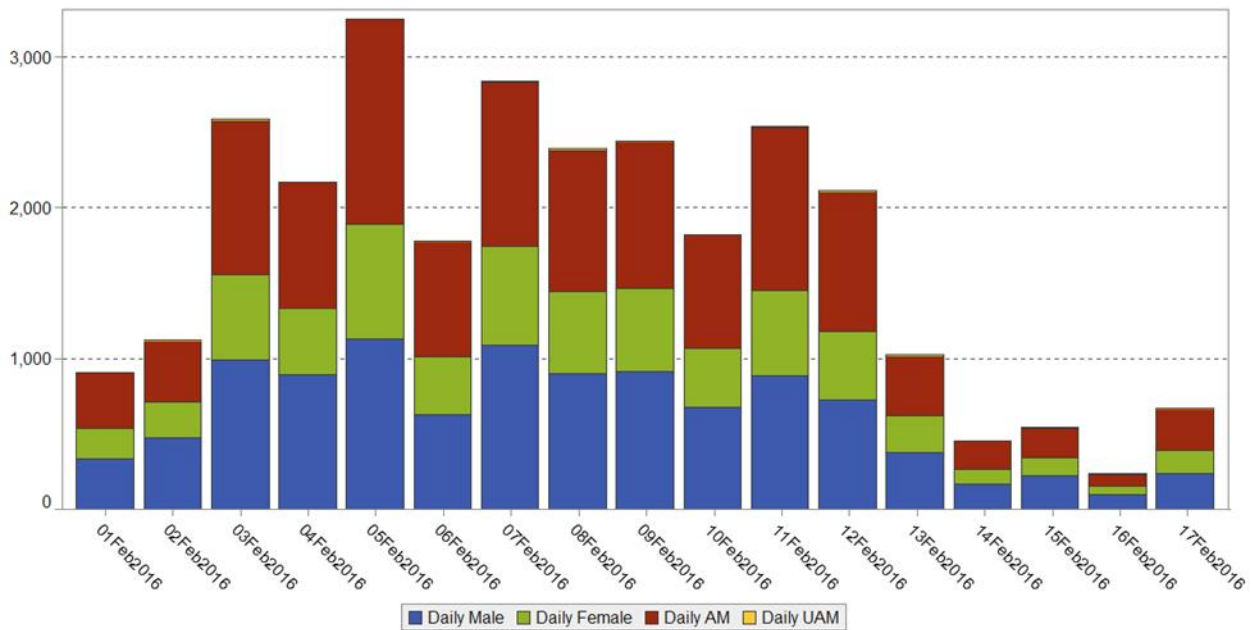
Cumulative arrivals



Period	Arrivals	Cumulative arrivals	Percent cumulative
Jan 1 - Jan 6	9,930	9,930	13%
Jan 6 – Jan 13	13,372	23,302	30%
Jan 13 – Jan 20	12,647	35,949	47%
Jan 20 – Jan 27	16,106	52,055	67%
Jan 28 – Feb 03	16,723	68,778	89%
Feb 03 – Feb 10	8,531	77,309	100%



Demographics of weekly departures from Greece (exit point, Idomeni) in February 2016





Daily arrivals for 17 Feb 2016

Point of Arrival	*Numbers – Ad hoc communication between IOM Regional staff and the Hellenic Police in the islands	Numbers – HQs/ Hellenic Coast Guard Identification and Rescue operations
Lesvos island	2091	822
Samos island	300	58
Chios island	684	15
A' Dodecanese		
Rhodes	-	-
Symi	7	-
Tilos	-	-
Megisti	203	-
Chalki	-	-
B' Dodecanese		
Kos	74	-
Kalymnos	-	-
Patmos	-	-
Farmakonisi	-	-
Leros	-	-
Lipsoi		
Lipsoi	-	-
Pserimos	-	-
Crete	-	-
Agathonisi	-	-
TOTAL	3,359	1,048



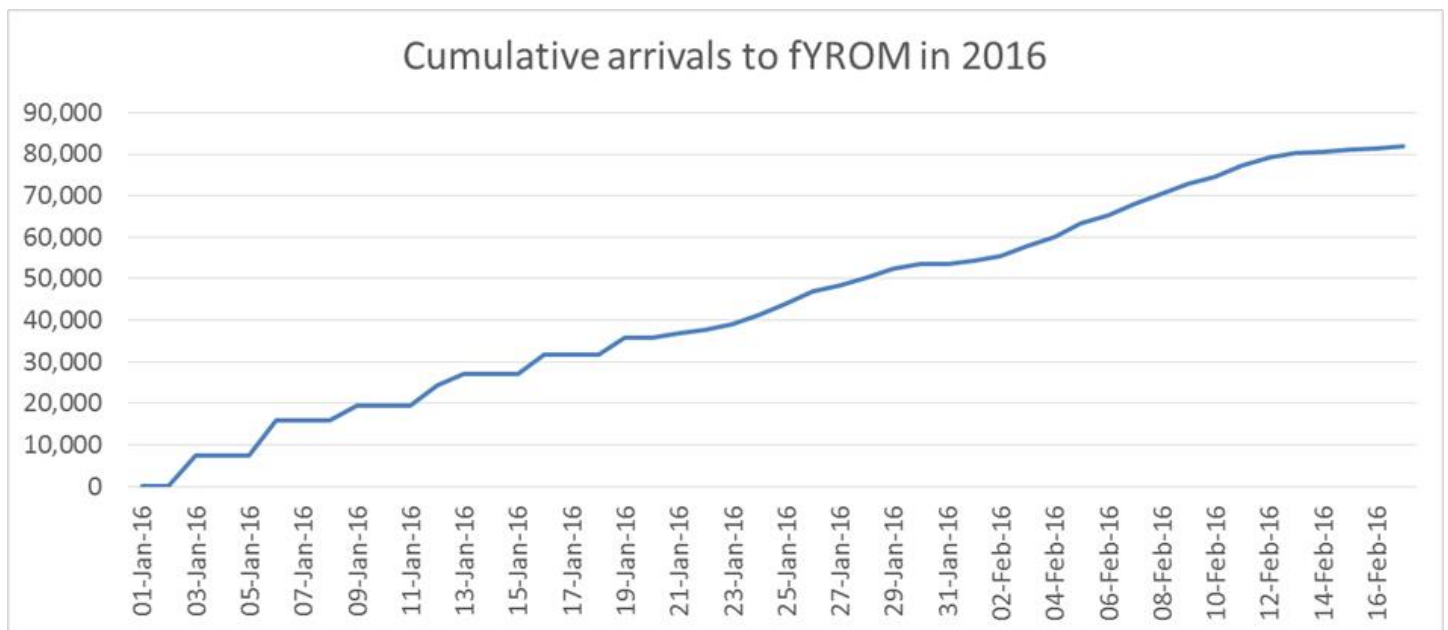
6. The former Yugoslav Republic of Macedonia (fYROM)

Key Findings and Advanced Notifications

From 11 - 17 February 2016 a total of 7,286 migrants and asylum seekers were registered arriving in fYROM, down from 16,717 in the previous week. Since the beginning of 2016, a total of 81,976 migrants and asylum seekers have entered the country.

Since 18 November 2015, migrants and asylum seekers who are not Syrian, Afghan, or Iraqi nationals have been refused entry.

Cumulative arrivals by reporting date in fYROM



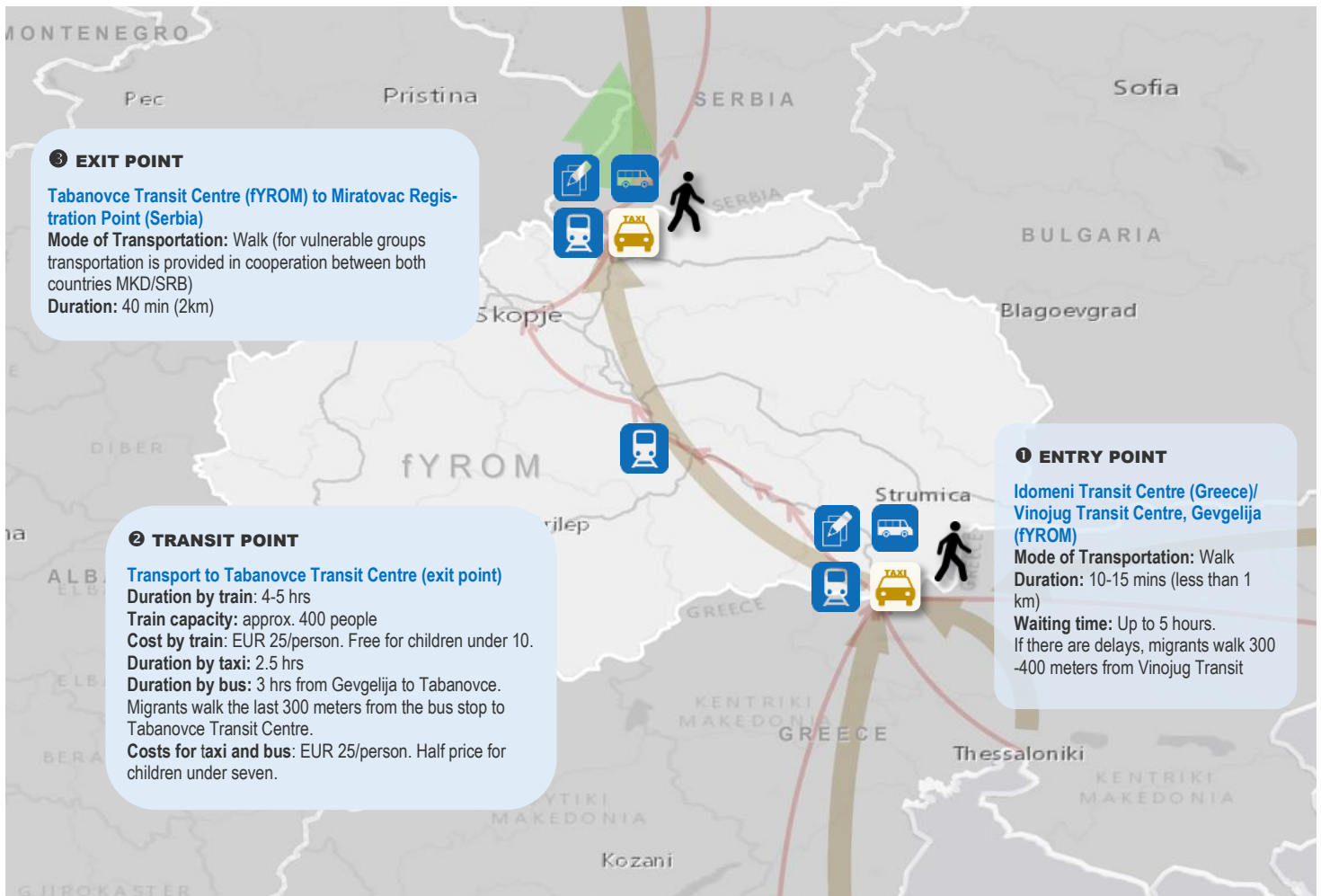


Known entry and exit points

Known entry points: Gevgelija (southern border with Greece - entry point): Transit reception center - where registration of persons who have expressed intention to seek asylum in the country is completed. Migrants spend up to several hours on registration before taking the train or other transportation to the northern border.

Known exit points: Tabanovce near the city of Kumanovo (at the northern border with Serbia - exit point). Again the persons in this center stay for a short period of time (up to two hours) before continuing their journey. Both points are open/active. The Sector for Border Affairs and Migration is present both at the Centre in Gevgelija and in Tabanovce (to a lesser extent, as it is an exit point).

Transportation and logistics

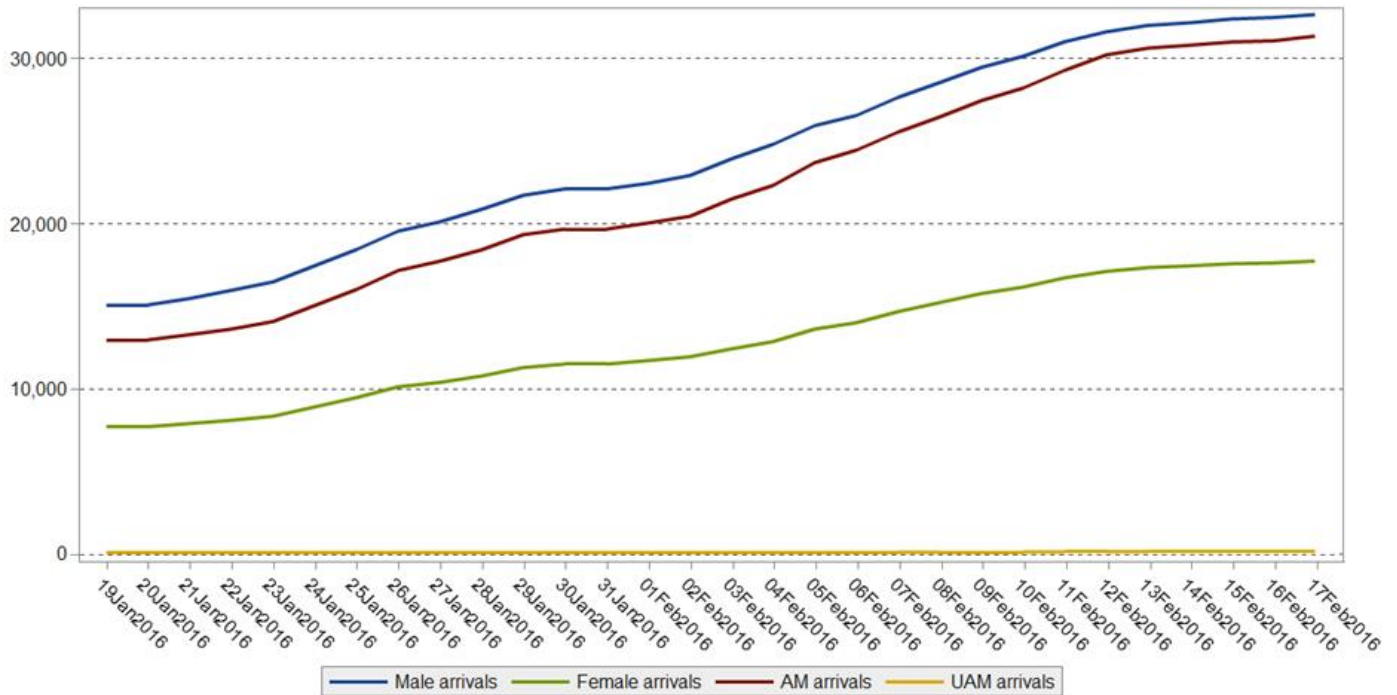




Accommodation centers

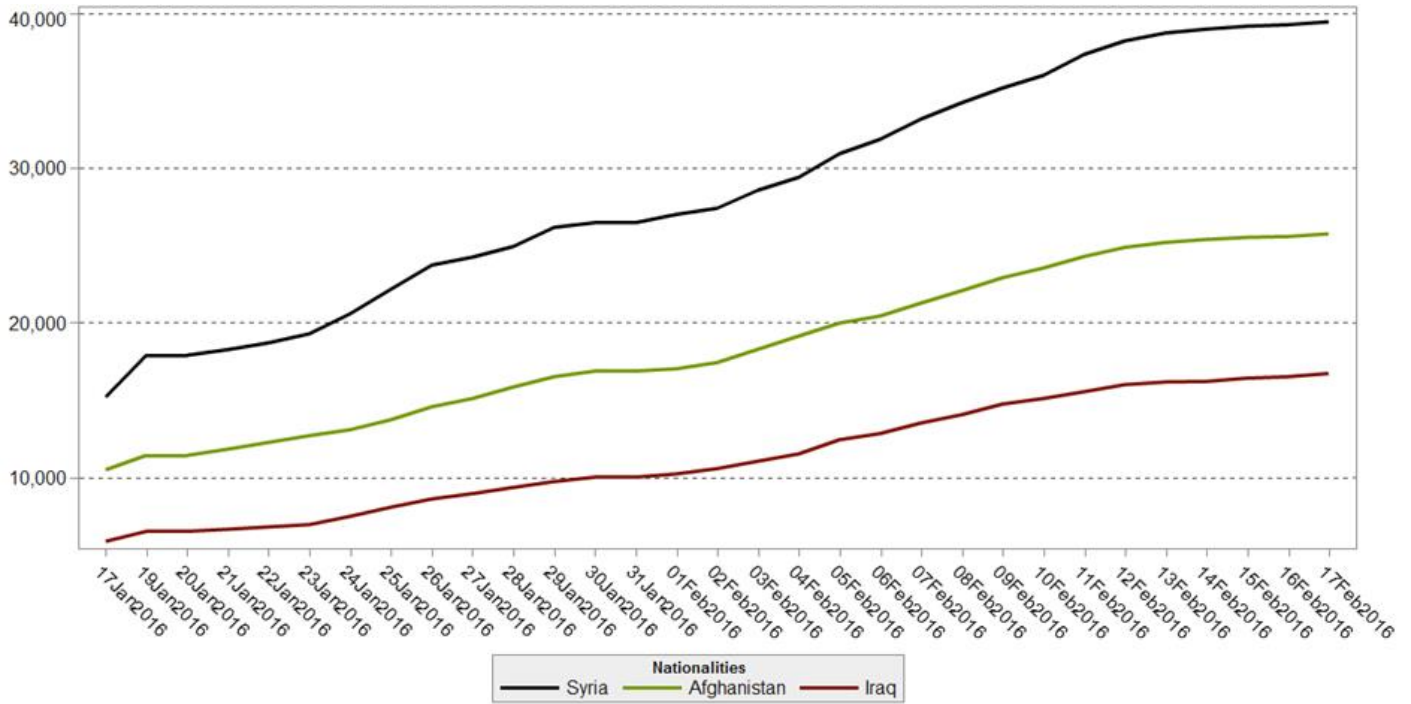
Centre	Capacity	Nationalities
Vinojug Transit Centre – Gevgelija (GRC\MKD border)	1,100 - 1,200	This is a transit camp, usually migrants stay a few hours before continuing their travel
Tabanovce Transit Centre – (MKD\SRB border)	600 - 700	This is a transit camp, usually migrants stay for few hours before continuing their travel. Only those migrants of nationalities prohibited from crossing the border to Serbia remain in the camp for 2-3 days. As of 27 January 2016 only six of these migrants were staying in the camp: five migrants of Moroccan nationality and one of Burmese nationality.

Demographic information on arrivals: Overview 19/01/2016 – 17/02/2016 (Source: Mol)





Cumulative arrivals to FYROM by nationality of origin (from 17 Jan 2016 to 17 Feb 2016)



Arrivals - Main nationalities, as per registered case-load 01 January 2016 – 17 February 2016	
Main Nationalities	Number of arrivals
Syria	39,461
Afghanistan	25,763
Iraq	16,749
Tot. All Countries of Origin	81,976

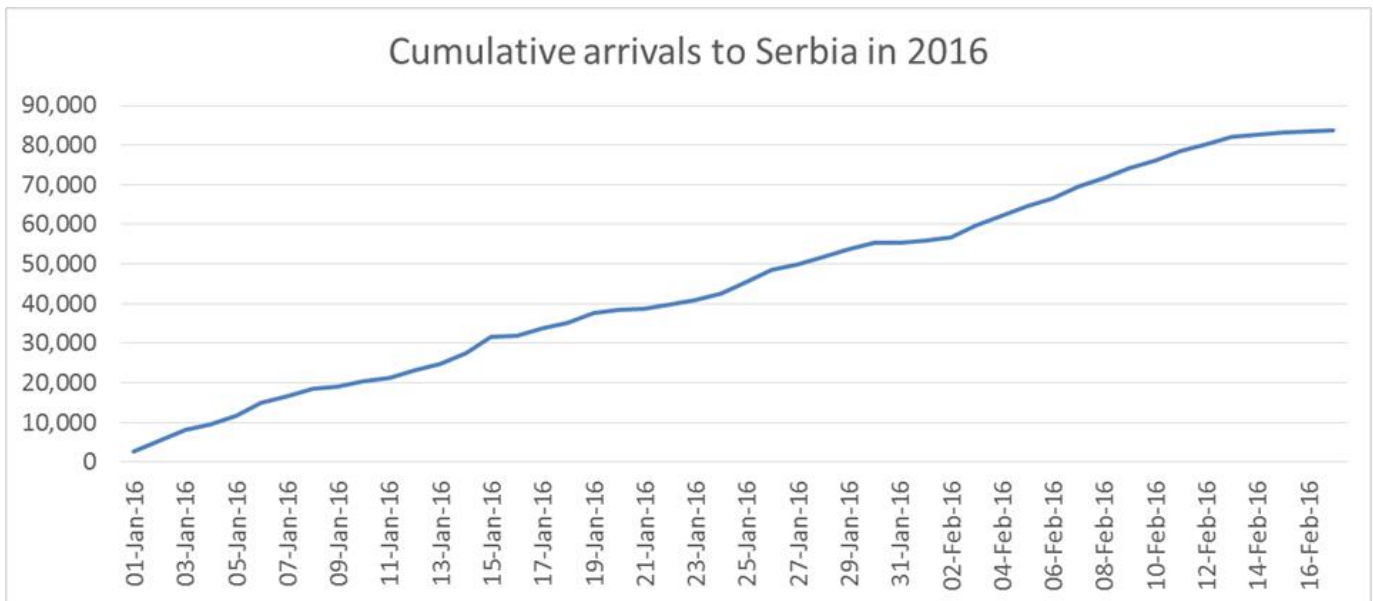
7. Serbia



Key Findings and Advanced Notifications

17 February - Over the period from 11 February - 17 February 2016 a total of 7,819 migrants and asylum seekers were registered arriving in Presevo area—Serbia, down from 16,426 in the previous week. This brings the total number of migrants that have entered the country since the start of the year to 83,879. Over the reporting period, there was an average of 1,117 daily arrivals in Presevo area, down from an average of 2,346 in the previous week.

Cumulative arrivals by reporting date in Serbia



Accommodation centers

Centre	Capacity
Miratovac Transit Entry Point (border with FYROM)	300 - 500
One Stop Center Presevo (registration center, approx. 13 km from border with FYROM)	1,500
Dimitrovgrad Registration Center (near border with Bulgaria)	140
One Stop Centre Sid Point (at train station in Sid, near border with Croatia)	800
Principovac Transit Reception Center (near border with Croatia)	250-300
One stop center Adasevci (near border with Croatia)	500

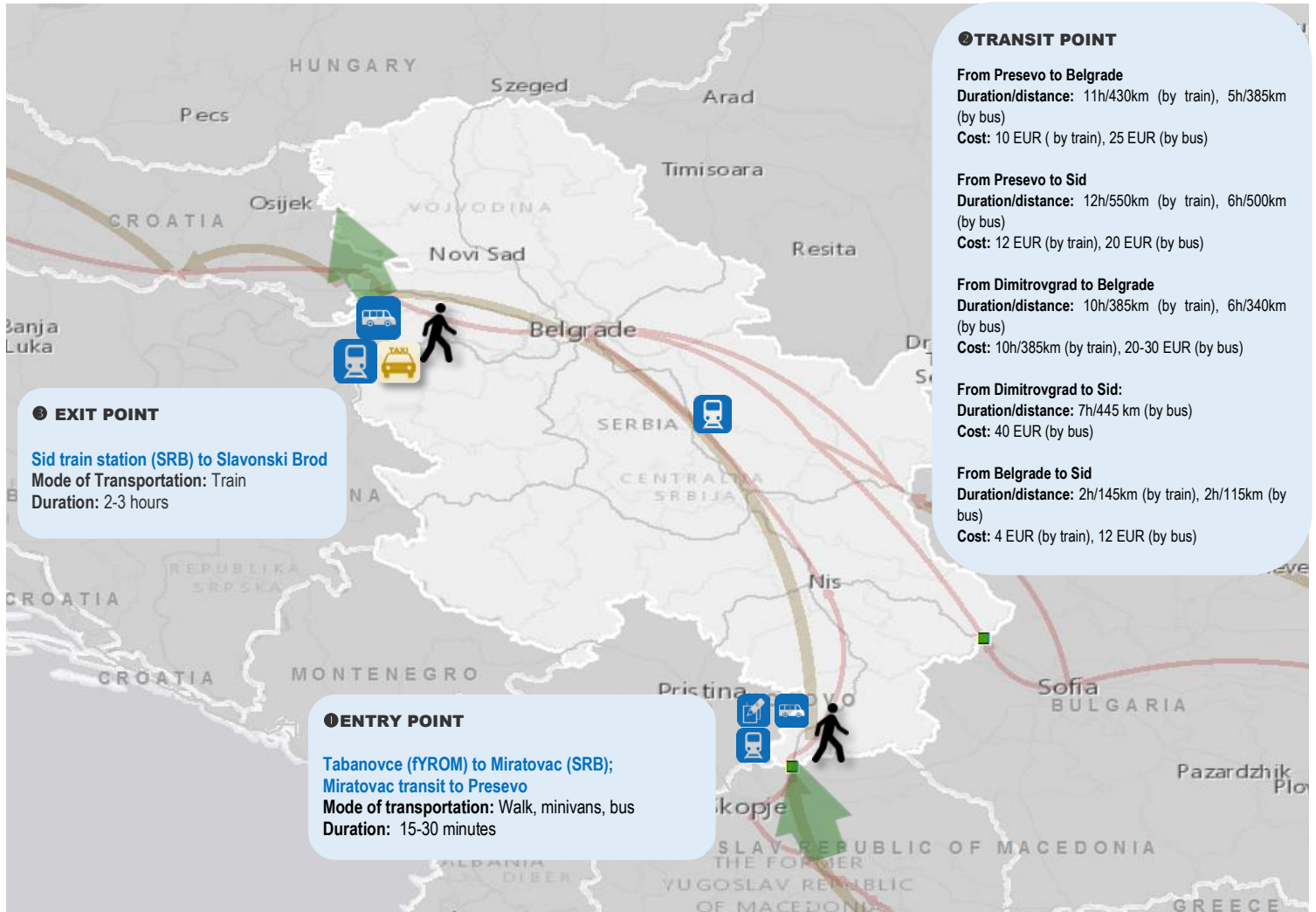


Known entry and exit points

Known entry points: Presevo (border with fYR Macedonia); Dimitrovgrad and Zaječar (border with Bulgaria)

Known exit points: Sid (border with Croatia)

Transport and logistics



8. Hungary



Key Findings and Advanced Notifications

From 01 January 2016 to 17 February 2016, a total of 1,521 migrants and asylum seekers were registered arriving in Hungary. Due to the barbed-wire fence in place along the Serbian and Croatian borders, there have been reduced numbers of arrivals since 17 October 2015. However, all registered arrivals in the reporting period crossed through the border with Serbia. From 11 to 17 February 2016, 456 new arrivals were registered by the authorities.

The most common countries of origin in descending order are: Syria, Afghanistan, Pakistan, and Iraq.

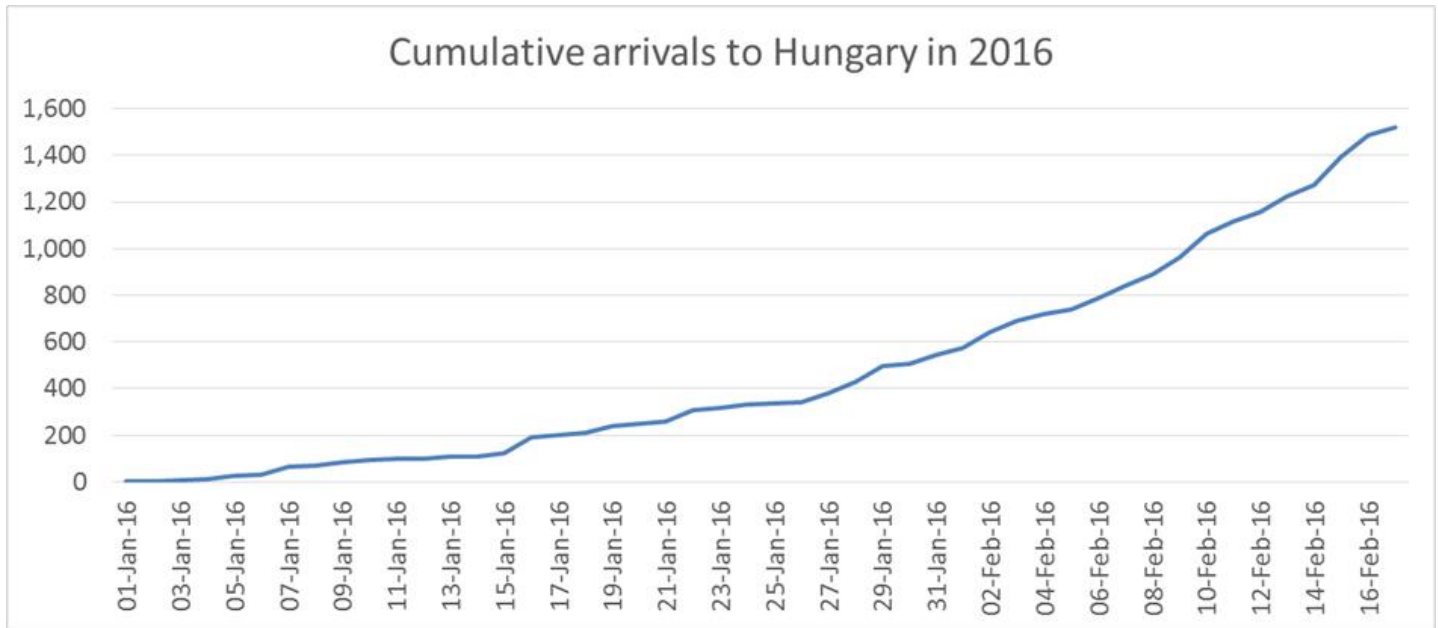
Known entry and exit points

Known entry points: Croatian border (Zákány, Beremend, Letenye);

Serbian border (Röszke and Horgos).

Known exit points: There are currently no transit movements crossing Hungary.

Cumulative arrivals by reporting date in Hungary



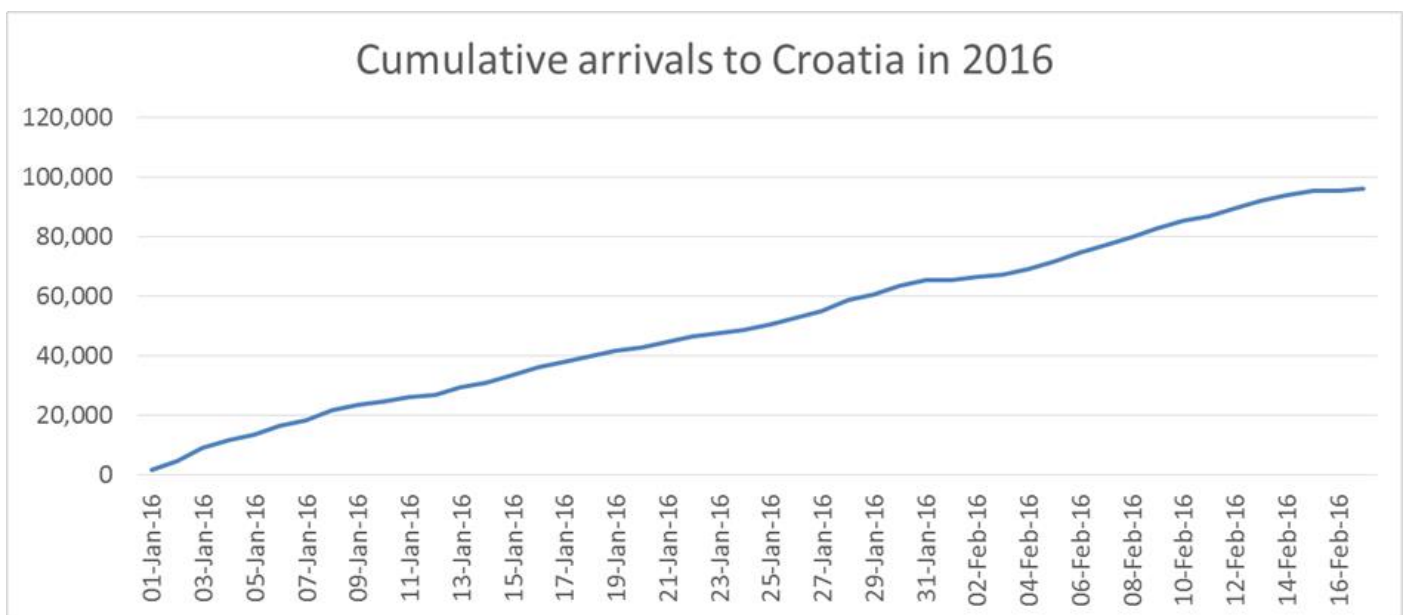
9. Croatia



Key Findings and Advanced Notifications

From 11 to 17 February 2016 a total of 11,045 migrants and asylum seekers were registered arriving in Croatia, down from 17,966 the previous week. This brought the daily average down to 1,577 from 2,567 in the previous period. The total number of migrants and asylum seekers that have been registered since the start of 2016 is 96,260.

Cumulative arrivals by reporting date in Croatia



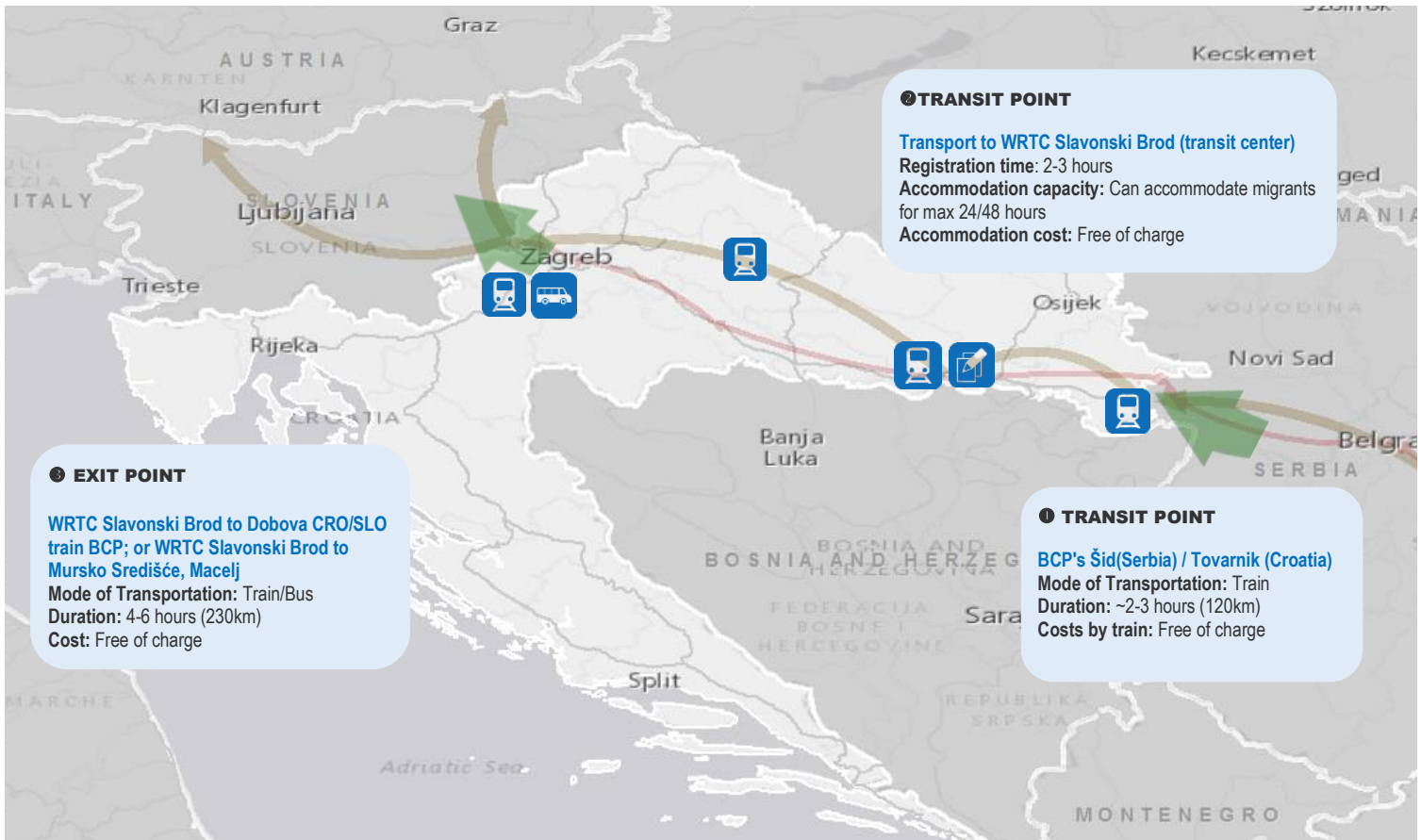


Known entry and exit points:

Known entry points: Trains operate from Šid, Serbia to the Winter Reception Transit Center Slavonski Brod in Croatia. In WRTC Slavonski Brod migrants are registered and provided with humanitarian and medical assistance. After the procedure, migrants board the train which takes them to Dobova, Croatian-Slovenian border crossing point.

Known exit points: Dobova (by train), for entry to Slovenia.

Transportation and logistics



10. Slovenia



Key Findings and Advanced Notifications

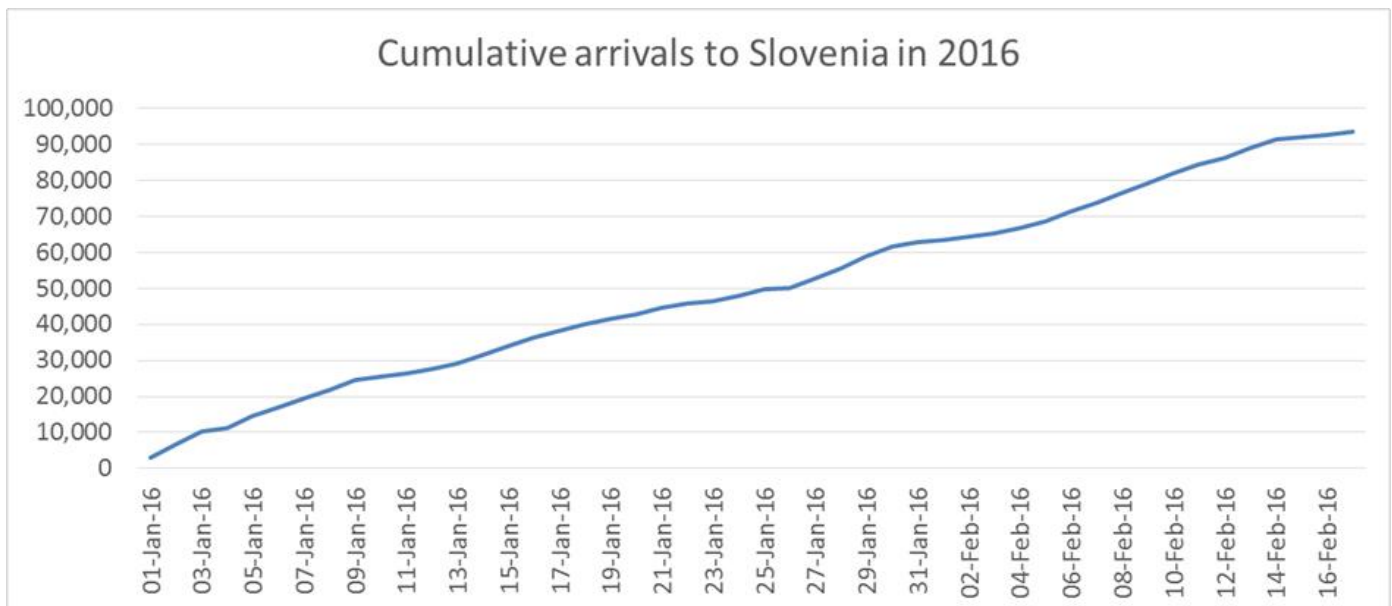
17 February— Since the start 2016, 93,408 migrants and asylum seekers have been registered entering Slovenia. From 11 to 17 February 2016, there were 11,557 registered arrivals, down from 16,744 the previous week. The daily average of registered arrivals over the reporting period was 1,651 this week, down from 2,392 in the previous week.

21 January—Since 21 January Slovenia has placed limitations on entry to asylum seekers who do not express their intention to seek asylum in Slovenia, Austria, or Germany (see Police statement [here](#)).

15 February 2016—At a press conference on the current situation regarding the arrival of migrants and asylum seekers, the State Secretary at the Interior Ministry Boštjan Šefic stated that over the previous weekend (13-14 February), Austria tightened its criteria regarding the entry of persons into the country and, consequently the Austrian government is “more consistently identifying the circumstances of people arriving to the country and eliminating economic migrants.”

The State Secretary further stated that “from Saturday 13 February onwards, Slovenia also further tightened its conditions for entry in the country. Slovenia is more consistent when determining, where the people come from. Slovenia also proceeds with the green border control. The main purpose of these procedures is to reduce the migratory flow and to focus on those who need international protection because their lives are at risk; in the context of the broader management of migratory flows, Slovenia will continue to make efforts to prevent irregular immigration and to let only persons who meet the conditions, continue their journey.” Regarding the possibility of closure of the southern border, the State Secretary Šefic replied that everything is an option, when it comes to the question of managing the migratory flow and that Slovenia will not allow itself to become a pocket on this migratory route.

Cumulative arrivals by reporting date in Slovenia



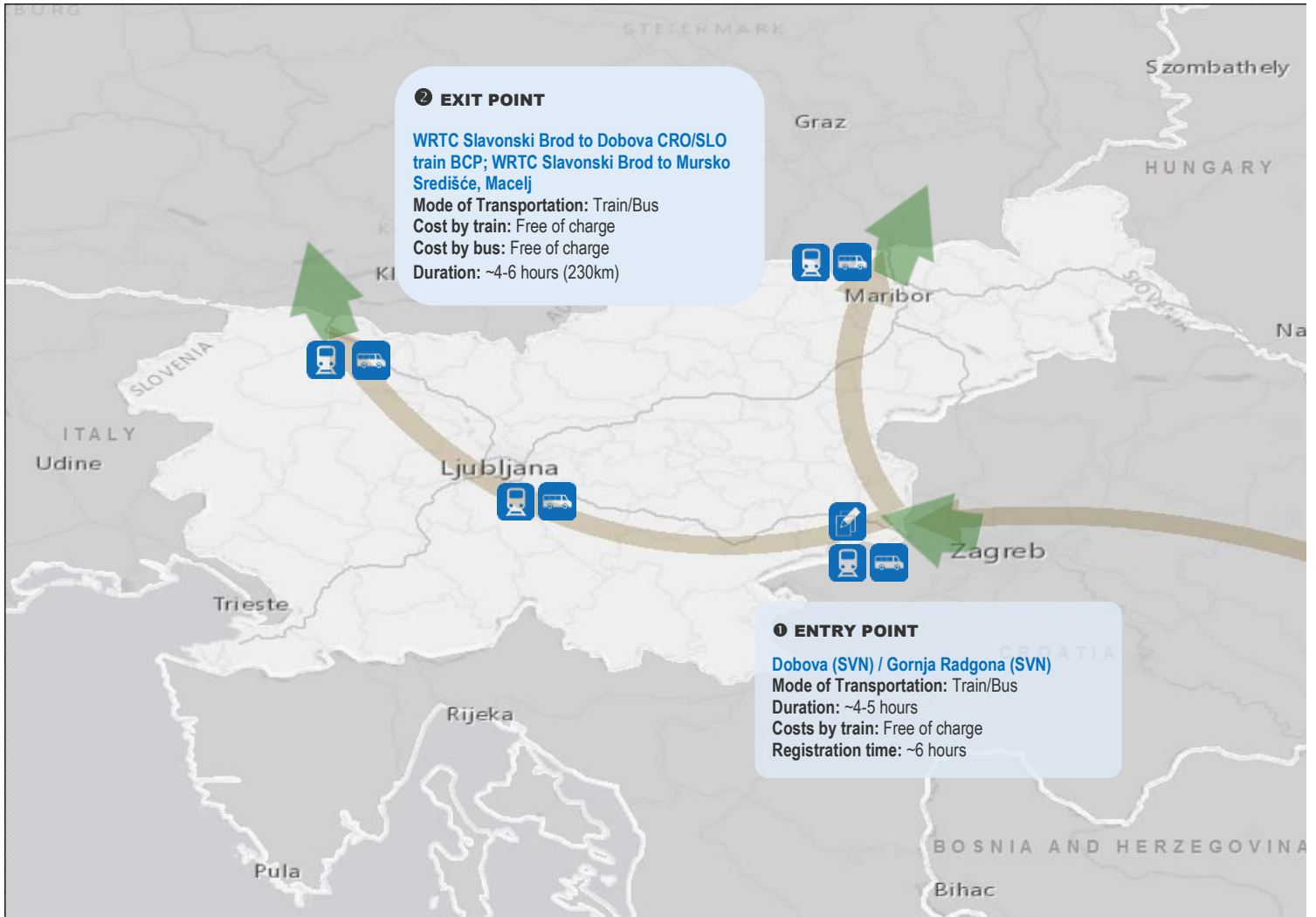


Known entry and exit points:

Known entry points: Dobova, Dobova train station, Gornja Radgona.

Known exit points: The border crossings with Austria (Gornja Radgona/Bad Radkersburg, Šentilj/Spielfeld and Jesenice)

Transportation and logistics



The table shows the latest numbers of foreigners staying in accommodation facilities across Slovenia on 18 February 2016, noon:

Accommodation centres	No of migrants accommodated
Tent camp – car park at former Šentilj border crossing, Šentilj	0
Fairgrounds, Gornja Radgona	0
Tent camp at former Integral’s parking lot, Lendava	55
Celje fairgrounds	0
Former 26 October Barracks, Vrhnika	0
Logatec Facility	0
Centre for Foreigners, Postojna	212
Total	267



11. Italy

Key Findings and Advanced Notifications

From 01 January 2016 to 17 February 2016, an estimated 6,088 migrants and asylum seekers were registered arriving in Italy. These figures are reached by adding numbers circulated by the Ministry of Interior, which go up to 31 January 2016, to numbers of arrivals from 1 February 2016 onwards, which are estimated by IOM staff in the landing areas. At the end of each month, IOM data is adjusted according to the official figures provided by Italy's Ministry of Interior. From 11 to 17 February 2016, IOM staff in the landing areas estimated that 190 migrants and asylum seekers had arrived in Italy, up from 117 in the previous week.

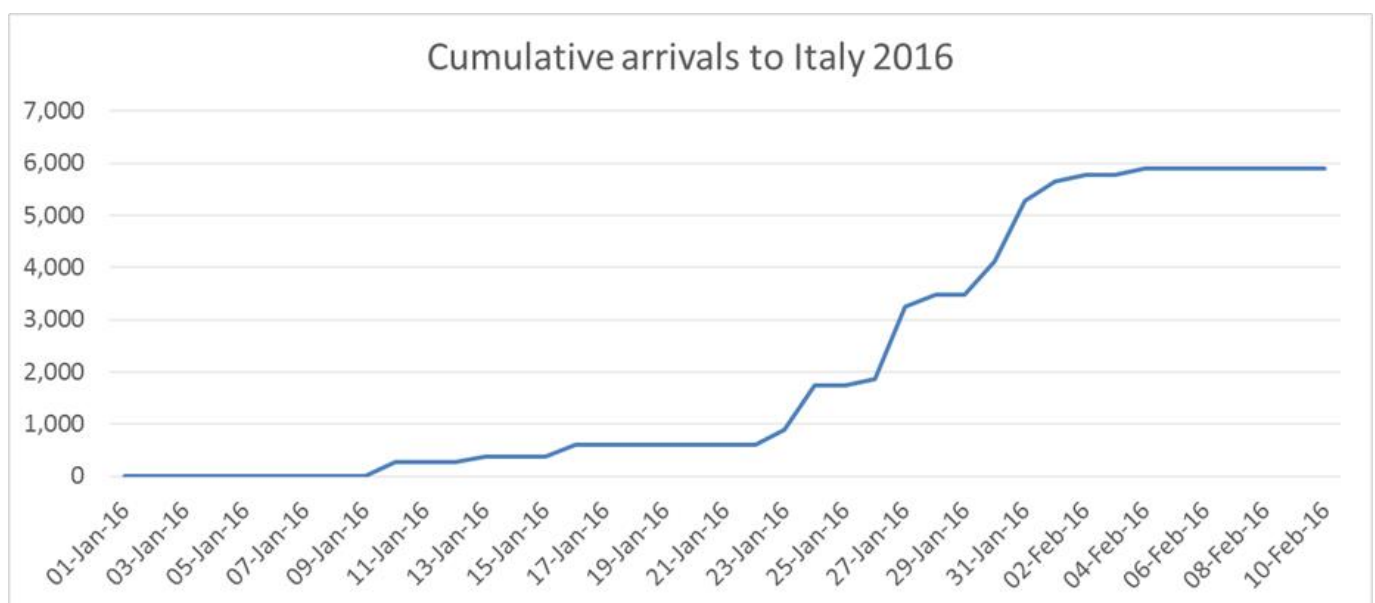
Relocations: 12 February – To date, 526 individuals have been relocated – 281 from Italy (96 to Finland, 41 to France, 41 to Sweden, 12 to Spain, 11 to Germany, 14 to Belgium, 10 to Portugal, 6 to Spain, 50 to the Netherlands). The European Commission has made available an overview of Member States' support to the EU relocation mechanism. To date, 18 out of the 31 participating countries have pledged to make places available, namely Belgium (30), Bulgaria (1,302), Cyprus (30), Finland (220), France (1,100), Germany (40), Ireland (20), Latvia (481), Lithuania (100), Luxembourg (90), Malta (131), the Netherlands (100), Poland (100), Portugal (130), Romania (315), Spain (50), Sweden (300) and Liechtenstein (43), with an overall number of only 4,582 places. You can find the overview [here](#).

Known entry and exit points:

Known entry points: In the Channel of Sicily migrants are usually rescued in international waters and brought to the ports of Lampedusa, Sicily (Catania, Augusta, Pozzallo, Porto Empedocle, Trapani, Messina, Palermo) Calabria (Crotone, Reggio Calabria, Vibo, and others) or Apulia (mainly Taranto). Sometimes migrants are also brought to Sardinia (Cagliari), or Campania (Salerno).

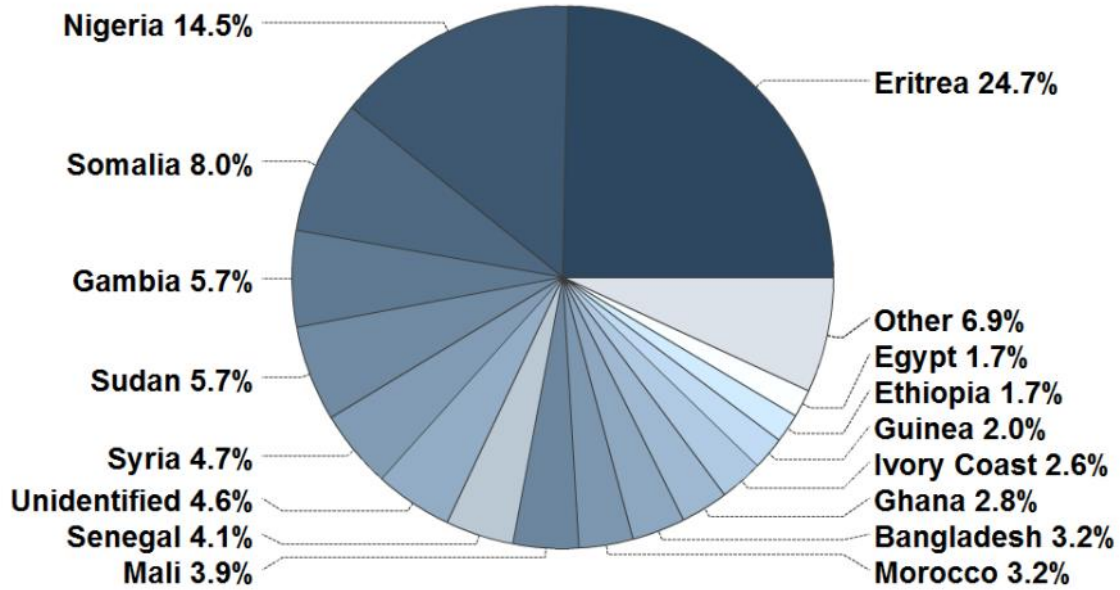
Known exit points: Exit points are irregular and therefore little is known about them. IOM Italy estimates that most Syrians and Eritreans and many Sudanese tend to move on to other European countries within 24-48 hours after reaching Italy, while most Sub-Saharan Africans remain in Italy.

Cumulative arrivals by reporting date in Italy



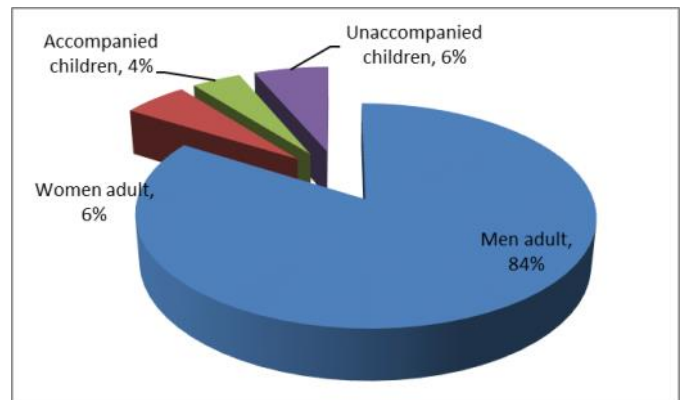


Cumulative arrivals to Italy by nationality of origin 2016 (from 1 Jan to 31 Jan)

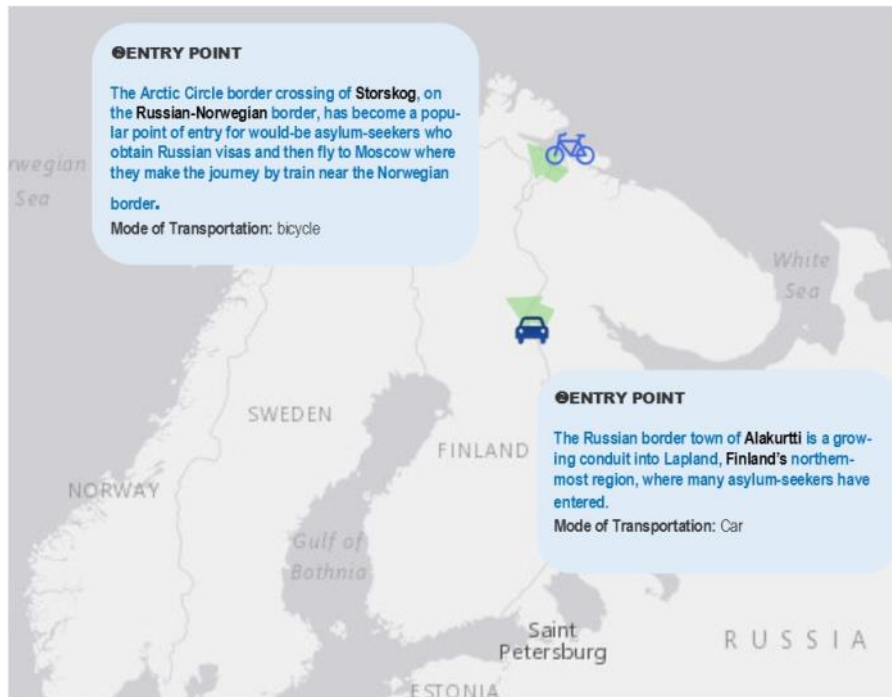


Demographic information for arrivals in Italy (from 1 Jan 2016 to 31 Jan 2016)

Age group	Arrivals	Percentage	Percentage
Men adult	2,959	84%	89%
Women adult	195	6%	
Accompanied children	149	4%	11%
Unaccompanied children	225	6%	
Total	3,528	100%	100%



13. The Northern Route



Norway

According to IOM Russia, in 2015 Norway returned approximately 250 of the 5,440 migrants who entered the country irregularly from Russia back to Russia. A further 280 migrants had been scheduled to be returned to Russia in early 2016, but at the time of writing this plan was still on hold, pending discussions between the two countries. These 5,440 migrants came from 42 nationalities, of which Afghans represented the highest number (1,628), followed by Iraqis (403), Pakistanis (300), and Egyptians (285) made up the highest numbers (Source: Norwegian Embassy in Russia).

03 February—In a meeting in Moscow on Wednesday, Russia agreed to take between 200-300 people whose asylum applications were rejected by Norway and said the returns can only happen by plane to Moscow. Moscow had previously agreed to take as many as 700 rejected asylum seekers but said on Wednesday it would only accept those who hold multi-entrance visas and legal residence, Thor Arne Aass from the Norwegian Justice Ministry told NTB. The meeting thus left the fate of 4,800 of the 5,500 people who came to Norway via the Arctic border crossing station Storskog last year uncertain. Aass said that around half of the group of 700 migrants have already left Norway. Some 250 were returned to Russia, while an undisclosed amount were sent to their home countries. Additionally, the Norwegian delegation was informed that the Russian authorities were investigating reports that a former diplomat in the Russian Foreign Ministry is behind five different companies that issued false work permits to around 1,000 Syrians. Read full article [here](#).

Numbers: About 31,000 migrants arrived in Norway last year across all borders”. Source [here](#).

Known entry points: The Arctic Circle border crossing of Storskog, on the Russian-Norwegian border, has become a popular point of entry for would-be asylum-seekers who obtain Russian visas and then fly to Moscow where they make the journey by train near the Norwegian border, crossing by bicycle. Source [here](#).



Russia

Of the 5,440 migrants and asylum seekers who entered Norway from Russia in 2015, it remains unknown how many of these came to Russia from their countries of origin in the last year, and how many had previously entered Russia by plane with tourist, business, or transit visas. To date, establishing a mechanism to distinguish these groups has proved challenging. According to data IOM Moscow was able to collect from various experts and sources, in 2015 there were an estimated 12,000 Syrians in Russia. Of these, approximately 2,000 are considered members of the diaspora who have been legally residing in Russia for some time and have business interests in the country.

According to the Russian government entity responsible for migration, the Russian Federal Migration Service (RFMS), in 2015, 1,566 Syrians were registered with RFMS as temporary asylum seekers. Of those, 482 Syrians were granted temporary asylum in 2015.



Finland

Numbers: “Only 700 asylum-seekers crossed from Russia in 2015, but a recent report by the Finnish Border Guard said that number could swell to more than 7,500 for 2016 at the current rate. According to the same report, nearly half of the arrivals from Russia in 2015 were Afghan citizens, with many living in Russia for months or even years before crossing into Finland. In total, some 32,000 asylum-seekers arrived in Finland in 2015”. Read full article [here](#).

Known entry points: The Russian border town of Alakurtti is a growing conduit into Lapland, Finland’s northernmost region, where many asylum-seekers have entered by car.

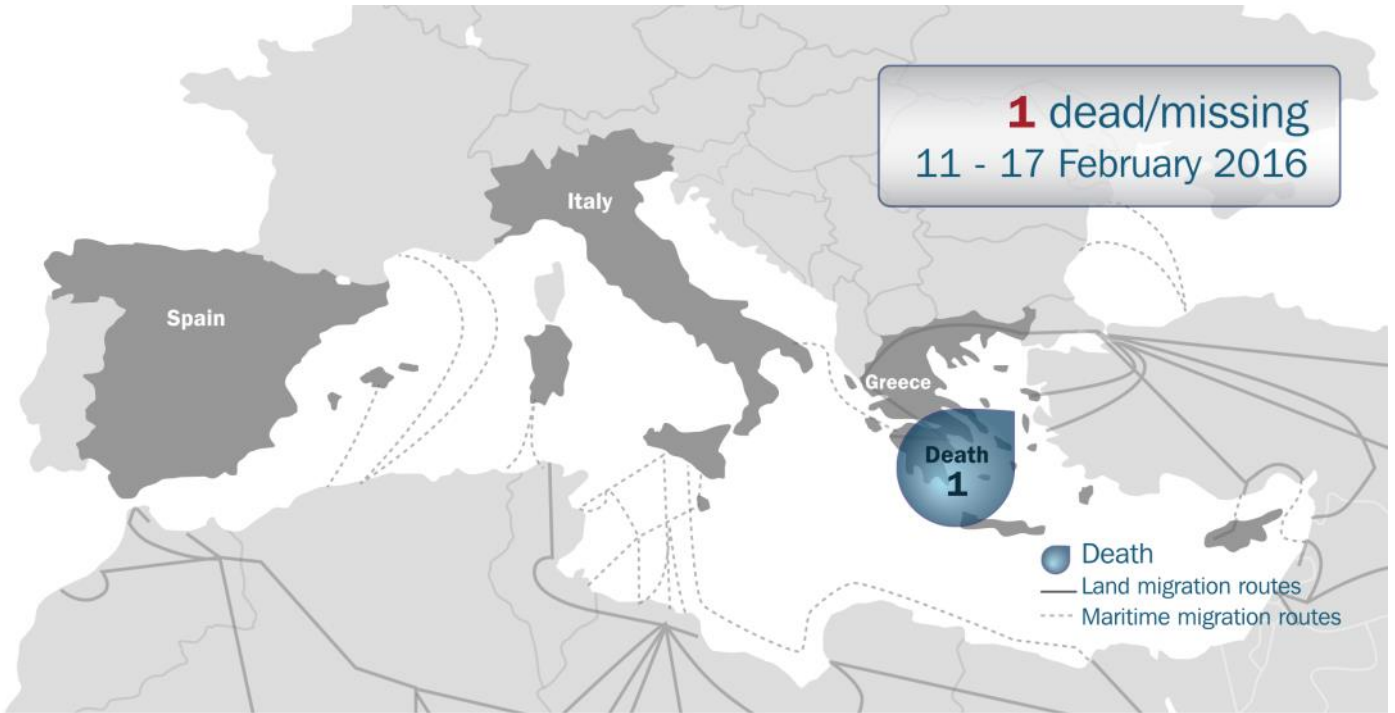
According to IOM Russia, in 2015 approximately 700 migrants and asylum seekers entered Finland from Russia. As of 03 February 2016, 500 migrants and asylum seekers had entered via the same route since the start of 2016. These groups comprised 26 nationalities including Afghans, Indians, Syrians, Iran, Lebanon. Exact numbers were not available at time of writing (Source: Finnish Embassy in Russia).

29 January—AFP reported “Finland To Follow Sweden In Expelling Nearly 20,000 Migrants”. Finland expects to expel nearly 20,000 migrants out of the 32,000 who sought asylum there in 2015. Interior Ministry Secretary Paivi Nerg said “In previous years around 60 percent [of applicants] received a negative decision but now we have somewhat tightened our criteria for Iraqis, Afghans, and Somalis,” she told AFP. Finland is currently in negotiations with neighboring Russia to stop migrants from entering Finland via the Arctic region. After Norway barred migrants from entering the country on its Arctic border crossing with Russia in December, the flow of migrants turned toward Finland. Read full article [here](#).

01 February—Reuters reported that “Finland plans to test drones along its frontier with Russia”

Major Jussi Napola of the Finnish border guard declined to say why Helsinki wanted to run the tests along the 833-mile (1,340 km) border, where migrant movements have grown to become an issue at high-level bilateral meetings. According to the Finnish border guard, about 500 asylum seekers have come from Russia to Finland this year, compared with about 700 in the whole of 2015. The European Union is already using drones to help monitor the flow of migrants and asylum seekers over the Mediterranean and Napola said the border guard has worked with the EU border agency Frontex in reviewing different drone options. " Read full article [here](#).

14. Missing Migrants: Fatalities and missing persons



Comparison of monthly Mediterranean fatalities



Child fatalities at sea, Eastern Mediterranean route to Greece



Names and boundaries on map do not imply official endorsement or acceptance by IOM.

15. Early Warning Information Sharing Network (EWIS)

Over the course of 2015 the Western Balkans route witnessed a sharp increase in numbers of mixed migration flows, most of which were transiting through Greece, the former Yugoslav Republic of Macedonia (fYROM), Serbia, Hungary, and Croatia. These flows encompass asylum seekers, as well as a wide range of vulnerable migrants, undocumented persons, unaccompanied and separated children, with the majority facing serious protection concerns. With up to 10,000 migrants crossing the border between Greece and fYROM, and between fYROM and Serbia on a daily basis during July and August 2015, it became critical to ensure the real-time provision of information on these flows, in order to ensure that relevant governmental agencies and humanitarian actors within these countries had adequate responses in place to address the basic needs of migrants.

To this end, IOM established an informal network between IOM's field staff and relevant national authorities, through which the Organization has been able to provide basic information concerning the flows to those actors awaiting migrants at the next entry/transit/exit point along the route (example below).

Sent: 08:52 18/02/2016

Today 1,379 migrants expected to arrive in Athens between 06:15 and 09:40

The first group is expected on GR/MK border after 19:00

Shared with:

IOM Greece; IOM Serbia; IOM Field Assistants in Kumanovo (fYROM); IOM Western Balkans; fYROM border police.

The Network is able to operate 24/7 thanks to IOM's continuous staff presence in key areas along the route. In addition, important notifications regarding changes in national laws and border policies which could affect the volume of flows is also shared, to allow more long-term response preparation.

The information shared by IOM enables the coordinated management of mixed migration flows by the border police and other relevant national authorities. The Network also assists the targeted delivery of emergency assistance to the maximum number of beneficiaries, avoiding duplications and ensuring cost effectiveness for all humanitarian actors present on the route. Furthermore, the Network serves as an early warning system to monitor possible changes in the routes taken by migrants to cross the Western Balkans, allowing governments and humanitarian actors to react promptly and ensure adequate assistance to those arriving at their borders.

The Early Warning Information Sharing Network was initially launched with the support of the IOM Emergency Fund in August 2015 and included the route from affected Greek islands to fYROM and Serbia. Over subsequent months the Network has positioned IOM as the source of reliable and up to date information, and has proved an indispensable resource to government and humanitarian actors. Its flexible design in the planning phase has allowed it to grow over time to incorporate other key countries such as Hungary and Croatia which became affected in September, and Kosovo (SCR 1244), Montenegro, and Bosnia and Herzegovina which could be affected by the possible changes of routes used by the migrants. This second phase is supported by the Swiss State Secretariat for Migration. This project is managed by IOM in the Western Balkans and feeds into many of DTM's activities, including the collection of data that goes into this report.

16. Contingency Countries

Albania



Background

Albania has not been affected by Mediterranean migration flows due to various reasons, including its geographical position. Nevertheless, Albania remains an important “contingency” country which might see an increase in flows if the route changes. The modest figures are not of registered arrivals but rather of apprehensions by the Albanian Border Police of irregular migrants on entry, within the country, and exit. This makes dating the exact entry of arrivals difficult.

Apprehended irregular migrants are given the possibility of applying for asylum in Albania. The alternative options for apprehended migrants are to leave the territory, or to return voluntarily to their country of nationality. The Albanian Border Police immediately notify IOM when an irregular migrant or group of migrants is detected.

Latest figures

Over 2015, only 2 migrants apprehended by the authorities applied for asylum in Albania. Over 2015, 115 migrants returned to Greece.

Over the first half of 2015, the Albanian border police apprehended 1,971 irregular migrants at five border crossings. In December 2015 the Albanian border police apprehended a further 58 irregular migrants. The majority of these (54) were detected in Kakavija on the Greek-Albanian border. The majority of the irregular migrants detected in December 2015 (54) were also of Moroccan nationality.

Known entry and exit points:

Known entry points with Greece over land: Kapshtica, Tre Urat Sopik, Kakavia or Kakavijë, Rrips, Qafë Botë

Known entry points with Greece over sea: Port of Sarandë

Known entry points with FYROM: Gorica, Tushemisht, Qafa Thane, Billate

Known entry points with Kosovo (SCR 1244): Shishtavec, Orgjost, Morina, Qafë Prush, Qafa e Morines

Known exit points with Montenegro: Bashkim, Han i Hotit

Known exit points over sea (to Italy): Stun Gjin, Porto Palermo, Port of Sarandë

Kosovo (SCR 1244)

Background

Kosovo (SCR 1244) has not been affected by Mediterranean migration flows due to various reasons, including its geographical position. Nevertheless, Kosovo (SCR 1244) might see an increase in flows if the route changes. The modest figures are not of registered arrivals but rather of apprehensions by the Kosovo (SCR 1244) Border Police of irregular migrants on entry, within the country, and exit. This makes dating the exact entry of arrivals difficult.

The flows into the country for the year 2015 were as follows:

3,844 migrants were refused entry at the border of Kosovo (SCR 1244), 881 migrants were apprehended by the authorities inside Kosovo (SCR 1244), 1,008 fines were issued to irregular migrants and domestic companies for employing migrants without work visas in Kosovo (SCR 1244). Of this number, 875 were fines imposed on domestic companies for transporting and employing migrants without entry and work visas for Kosovo (SCR 1244), 73 related to migrants ordered to leave Kosovo (SCR 1244) voluntarily, and 60 related to migrants deported by force.

In addition, 70 migrants requested asylum in Kosovo (SCR 1244) in 2015. The nationality breakdown of this group was: Syria – 58, Iraq – 6, Palestine – 2, Algeria – 1, Morocco – 1, Albania – 1, Iran – 1. Of these asylum seekers, 56 (82%) were male, and 14 (18%) were female, eight of these asylum seekers were children aged between 0-13, four were children aged between 14-17, 43 were young adults aged between 18-34, and five were aged between 35-64 years old.

Latest figures

As of 17 February 2016, only seven persons from this caseload were accommodated at the Magure Asylum Center, and only two persons had been granted international protection.

14 persons (Syria – 13, Palestine – 1) entered Kosovo (SCR 1244) in January 2016.

Known potential entry and exit points:

Potential entry points with Serbia: Stublina, Karaqeve, Mucibabe, Merdare, Leposaviq, Zubin Potok,

Potential entry points with fYROM: Hani i Elezit, Stanqiq, Dobeilde

Potential entry points with Albania: Vermice-Prizren

Potential entry point with Montenegro: Kulla-Peje

Montenegro



Background

Montenegro has not been affected by Mediterranean migration flows due to various reasons, including its geographical position. Nevertheless, Montenegro remains an important “contingency” country which might see an increase in flows if the route changes.

Latest figures

There are no reception centers on Montenegro’s borders with other countries. Data is collected from the Asylum Directorate, Border Police, and Asylum Centre. At the end of each working day, the Asylum Directorate provides information on how many new migrants/refugees intended to seek asylum (entered Montenegro), and the Border Police share information regarding how many persons have sought asylum at the border crossings and how many migrants have been apprehended entering irregularly or within the country irregularly. Every morning IOM receives information from the Asylum Centre on the number of migrants and asylum seekers still present in the country.

Dec-15	
Morocco	7
Iraq	7
Bangladesh	7
DR Congo	2
Afghanistan	1
Pakistan	1
Comoros	2
Stateless	1
Total (27 men, 1 woman)	28

Arrivals Whole of 2015	
Morocco	26
Syria	20
Pakistan	20
Bangladesh	2
Somalia	4
Iraq, Egypt, Serbia, Ukraine, Nigeria, Cameroon, Palestine, Algeria, Kosovo (SCR 1244)	1
Total	81
Men	76
Women	4
Children (gender breakdown not available)	1

Known entry and exit points:

There are no formal entry or exit points.



Bosnia and Herzegovina

Background

Bosnia & Herzegovina (BIH) has not been affected by Mediterranean migration flows due to various reasons, including its geographical position. The modest figures include both registered arrivals and apprehensions by the BIH Border Police of irregular migrants on entry and exit. Despite the low figures, BIH remains an important “contingency” country which might see an increase in flows if the route changes.

Apprehended irregular migrants are given the possibility of applying for asylum in BIH. The alternative options for apprehended migrants are to leave the territory or to return voluntarily to their country of nationality. The BIH Border Police supply numbers of registered and detected arrivals and exits to the country on a monthly basis.

Latest figures: regular entries

Whole of 2015		
Nationalities	Regular entries	Regular exits
Afghanistan	7,091	6,871
Iraq	2,243	1,365
Syria	726	633
Total	9,840	9,089

Last Quarter 2015		
Nationalities	Regular entries	Regular exits
Afghanistan	804	810
Iraq	448	307
Syria	223	150
Total	1,481	1,261

Jan-16		
Nationalities	Regular entries	Regular exits
Afghanistan	1	1
Iraq	22	43
Syria	38	35
Total	61	79

Latest figures: irregular entries

Whole of 2015	
Nationalities	Irregular entries
Afghanistan	4
Iraq	3
Syria	0
Total	7

Last Quarter 2015	
Nationalities	Irregular entries
Afghanistan	0
Iraq	1
Syria	0
Total	1

Known entry and exit points:

Regular entries: Syrians, Afghans, and Iraqis require a visa for entry in Bosnia and Herzegovina. Therefore, the majority of regular entries to the country are by air to Sarajevo Airport from Istanbul.

Irregular entries: The majority of the few recorded irregular entries are from Serbia in the area of Bijeljina city, on the BIH eastern border.

Irregular exits: Mainly towards Croatia on the North-West border, no particular area.

17. About this report: DTM in the Mediterranean and beyond

IOM's **Displacement Tracking Matrix (DTM)** is a suite of tools and methodologies designed to track and analyse human mobility in different displacement contexts, in a continuous manner.

In order to gather and disseminate information about the migrant populations moving through the Mediterranean, up the Western Balkan Route and through the Northern Route into Europe, in September 2015 DTM established a **Flow Monitoring System**. The Flow Monitoring System includes this weekly flows compilation, which provides an overview of migration flows in countries of first arrival and other countries along the route in Europe, and analysis of trends across the affected region. The data on registered arrivals is collated by IOM through consultations with ministries of interior, coast guards, police forces, and other relevant national authorities.

The system also includes **flow monitoring surveys** to capture additional and more in-depth data on the people on the move, including age, sex, areas of origin, levels of education, key transit points on their route, motives, and intentions. This data has been captured by IOM field staff in Croatia since October 2015, with survey more recently also covering Greece, the former Yugoslav Republic of Macedonia (fYROM), and Slovenia. This data is analysed in the attachment accompanying this report and titled "Analysis - Flow Monitoring Surveys in the Mediterranean and Beyond".

18. About the numbers

As mentioned above, the data on registered arrivals in this report is collated by IOM through consultations with ministries of interior, coast guards, police forces, and other relevant national authorities.

As such, the German Ministry of Interior's announcement on 06 January 2016 that arrivals for 2015 had exceeded 1 million for Germany alone is unsurprising. The Ministry explained that the total number of asylum applications filed in 2015 no longer adequately represents the total number of arrivals, due to delays in the asylum application system. Instead, the Ministry referred to the number of arrivals as captured through the EASY-System, which is used to record new entrants upon arrival and determine to which federal state asylum seekers are referred. According to the EASY-System, the numbers of arrivals in 2015 as published on the BAMF (Ministry for Migration and Asylum) website were, as of January 2016, higher than 1 million for Germany alone. These numbers indicate that there may have been a larger overall number of arrivals to Europe in 2015 than has to date been detected in countries along the route. However, it should be taken into consideration that some people might have already entered Europe in 2014 and then entered Germany in 2015; and that the Ministry and BAMF highlight that there may have been some duplications in the EASY-System. Read more [here](#).

Numbers of registered arrivals to Greece and Italy have been shown to match the data IOM has available for other countries further along the route. Nevertheless, certain types of arrival are hard to capture by date: for example, some people might have flown directly to Germany on student, tourist, or work visas, and subsequently decided to stay. Others may have travelled to Germany via Russia and northern Europe, or otherwise avoided detection along the Mediterranean and Balkans routes.