

POPULATION COUNT

Bentiu IDP Camp

Data collection: January 2023

Population overview (January 2023): 100,356 individuals.

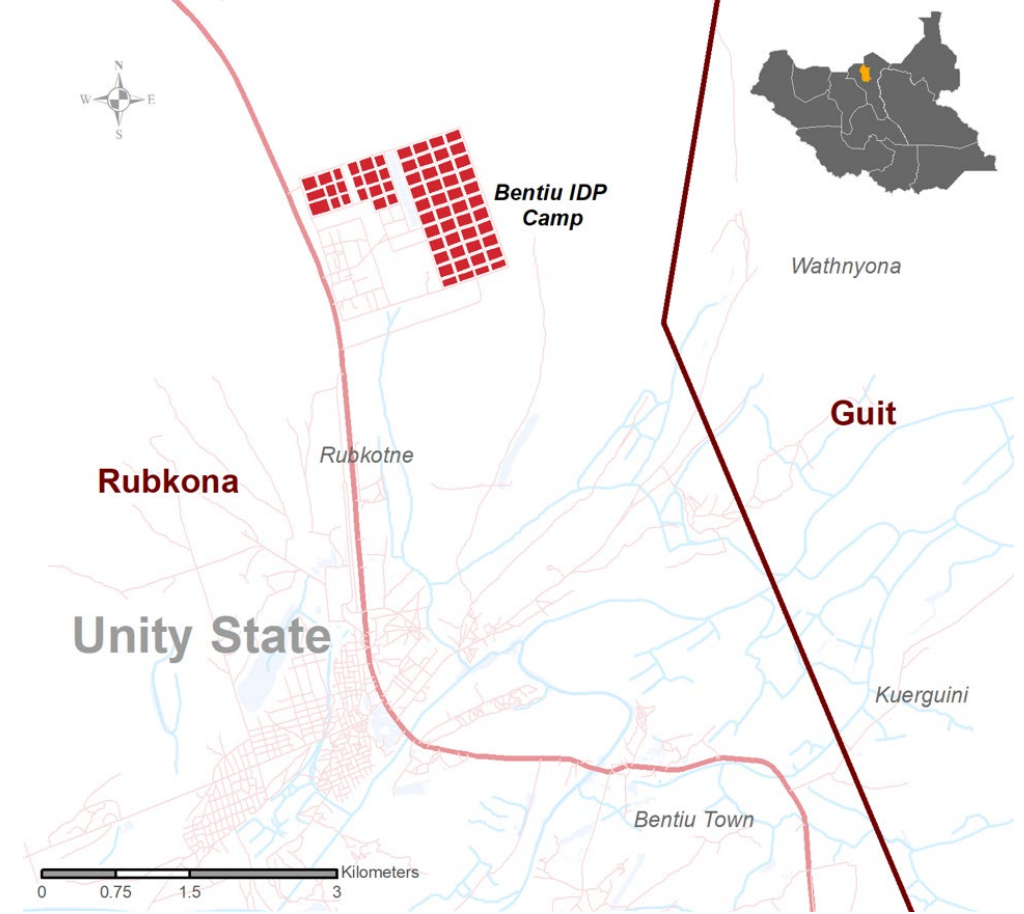
Between 1 November 2022 and 31 January 2023, 137,863 individuals (31,069 households) are biometrically registered as active beneficiaries in the site, representing an increase of two per cent of individuals since January following the latest biometric registration maintenance in Bentiu IDP Camp.

Recognizing that there have been significant population changes since the last overall biometric registration / verification, IOM DTM conducts regular population counts to monitor population dynamics and displacement trends. This exercise shows that the actual number of persons currently living at Bentiu IDP camp remains lower than the registered total.

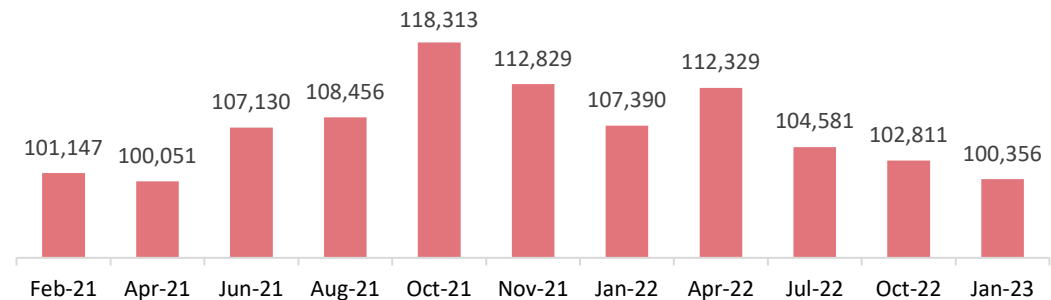
As per January 2023 population count findings, the Bentiu IDP camp population stands at 100,356 individuals (16,821 households) in 11,988 inhabited shelters (on average of 8 individuals per shelter). This represents a two per cent decrease compared to October 2022.

Looking at the daily mobility dynamic, IOM DTM's daily gate count of individual entries and exits through the camp's three main gates (New western gate, Southern gate and Western gate) slightly shows more exits (21,098 individuals) than entries (18,114 individuals) through gate count findings between 1 November 2022 and 31 January 2023.

Between 1 November 2022 and 31 January 2023, Displacement Site Flow Monitoring (DSFM) at points of entry in Bentiu IDP camp recorded 190 interviews accounting for 1,57 individuals permanently exiting the camp. The majority of exits during this period departed to locations within Unity state (32%) with most leaving to Rubkona (15%), Guit (9%), Koch (3%), Leer (3%), Mayom (2%), Mayendit (1%) and Central Equatoria state (24%), all of whom moved to Juba. Thirteen per cent moved to Khartoum (Uganda), Kampala (13%), Nairobi (5%), Arua (4%) and to other locations (10%). The recorded permanent exits were mainly driven by the need to tend to livelihood activities (34%), visit friends or family (21%), attempts to return home (11%) and to check on or repair property (5%).



Monthly population trends at Bentiu IDP Camp, February 2021 – January 2023*



*In February, March, May, June, August, September, November, and December 2022, IOM was unable to conduct population counts.

POPULATION COUNT

Bentiu IDP Camp

Data collection: January 2023



Population in Bentiu IDP Camp (January 2023): 100,356 ind.

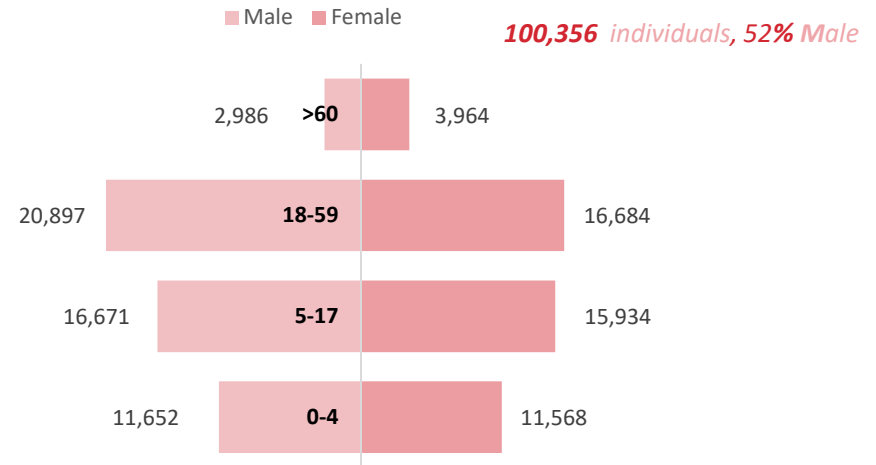
SECTOR 3 27,788	SECTOR 5 23,193	SECTOR 4 19,028	SECTOR 2 17,364	SECTOR 1 12,983
--------------------	--------------------	--------------------	--------------------	--------------------



The most populous sectors were Sectors 3 hosting 28 per cent of the overall population, followed by sector 5 (23%), sector 4 (19%), sector 2 (17%), and Sector 1 (13%).

The blocks with the largest populations were recorded across the following sectors: **Sector 1** Block 7 (2,765 individuals), **Sector 5** Block 10 (2,576 individuals), **Sector 1** Block 4 (2,515 individuals), **Sector 3** Block 4 (2,359 individuals) and **Sector 3** Block 1 (2,229 individuals).

Bentiu IDP Camp, Population by age and sex (January 2023)



For further information, contact southsudandtm@iom.int & visit <https://dtm.iom.int/south-sudan>.

DTM IS SUPPORTED BY;

