

DISPLACEMENT TRACKING MATRIX

RETURNS DASHBOARD

MAY 2018



DTM

IOM • OIM

THE UN MIGRATION AGENCY

TOTAL N. OF RETURNEES



3,829,758

RETURNEES ACROSS IRAQ

N. OF RETURNEES IN MARCH 2018



119,070

RETURNEES ACROSS IRAQ

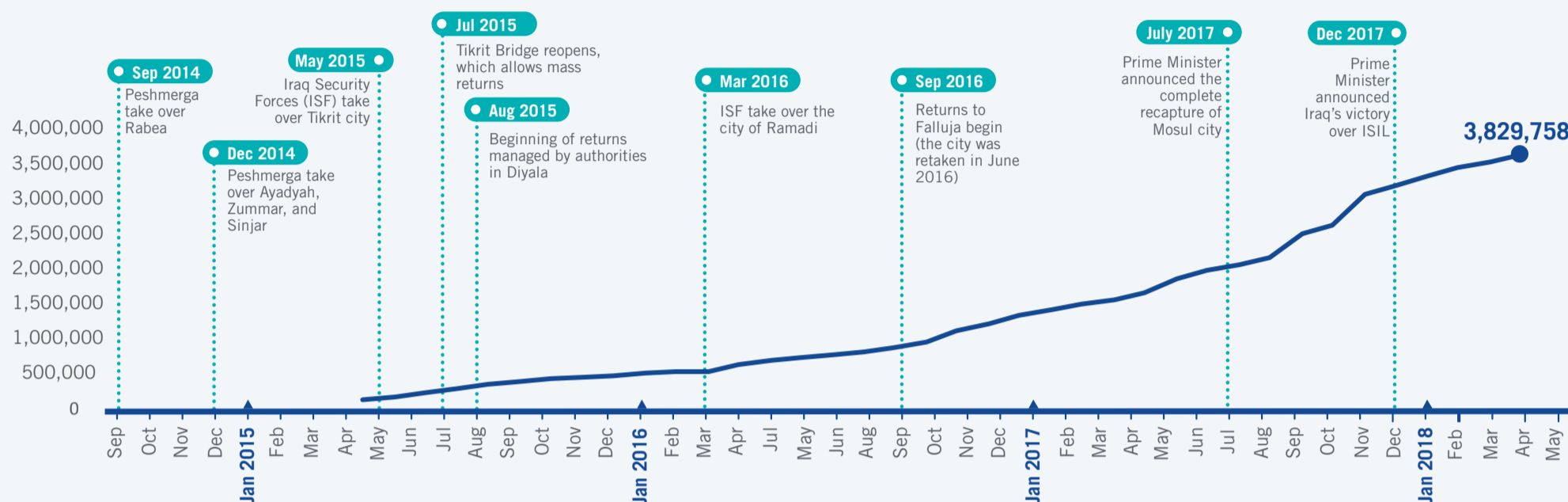
RETURNEE POPULATION INCREASE

+3%

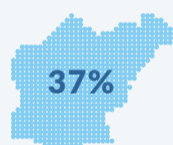
COMPARED TO LAST MONTH

RETURNS OVER TIME

Returns have been sustained since July 2016, when the campaign against ISIL intensified, with the periods October–November 2016 (aftermath of the offensive to retake the Anbar districts of Ramadi, Heet and Fallujah as well as eastern districts of Ninewa), May–June 2017 (Mosul operations) and September–December 2017 (last advance of the retaking campaign) witnessing the highest numbers of returns.



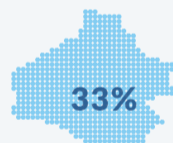
THREE TOP GOVERNORATES OF RETURN



37%

NINEWA


The largest returnee population is located in Ninewa with a total number of 1,416,804 individuals (37%). Ninewa's returnee population is mainly concentrated in Mosul district (22% or 846,072 individuals), Telafar (8% or 287,694) and Al-Hamdaniya (3% or 130,272).



33%

ANBAR

The second governorate of return is Anbar, with a total returnee population of 1,254,654 individuals, that is, 33% of all returnees, almost all concentrated in the districts of Fallujah (14% or 522,720 individuals), Ramadi (12% or 457,740) and Heet (5% or 180,066).



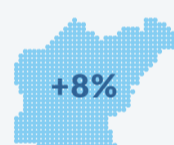
14%

SALAH AL-DIN

The governorate hosting the third largest returnee population is Salah al-Din, with 14% (534,000 individuals), primarily concentrated in the districts of Tikrit (4% or 171,336) and Al-Shirqat (3% or 114,684).

% of the total returnee population across Iraq

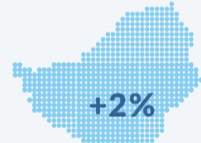
GOVERNORATES WITH HIGHEST INCREASE IN RETURNS IN MAY



+8%

NINEWA


Ninewa Governorate alone accounts for 83% (99,240) of the newly identified returnees. This increase is due to the joint validation exercise DTM and local authorities conducted in east which adds to the previous exercise conducted in west Mosul.



+2%

KIRKUK

In Kirkuk, 6,174 returnees were identified during May 2018. This is an increase of 2% compared to the last reporting period.



+1%

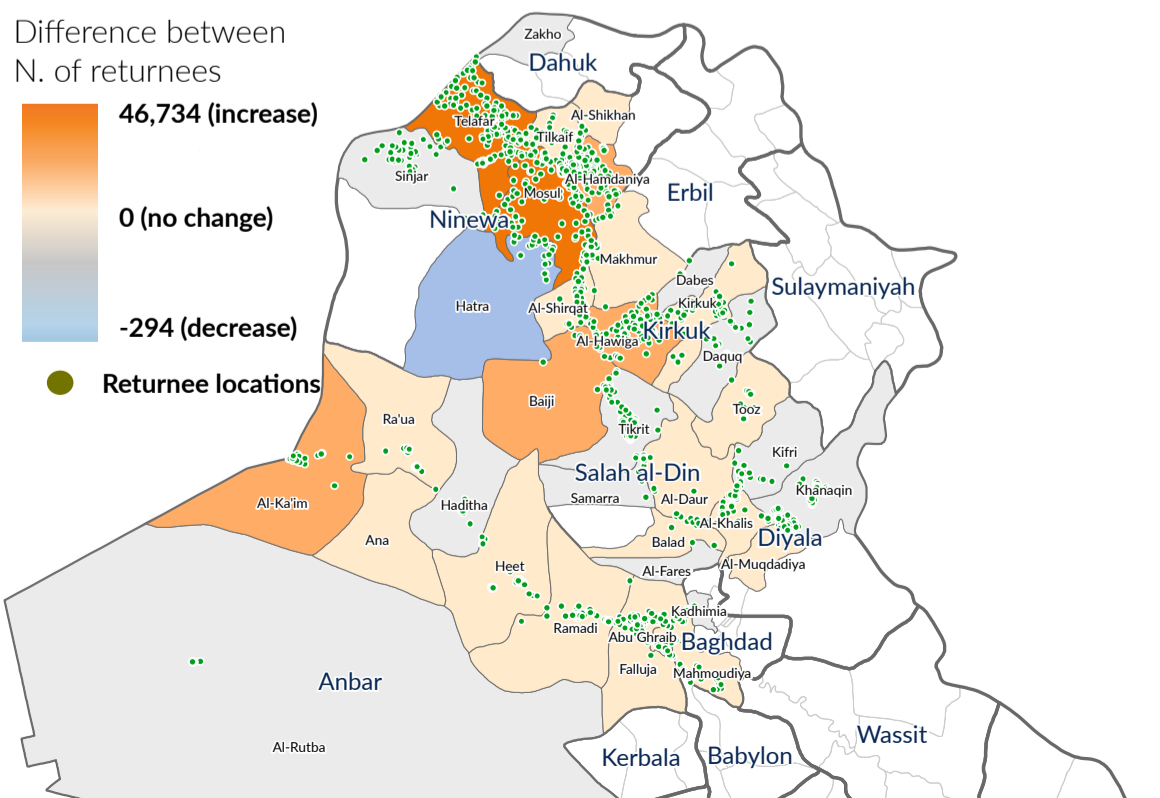
SALAH AL-DIN

% increase in returns during the reporting period

RETURNEES BY GOVERNORATE OF RETURN

Governorate	Previous Round	Current Round	Difference	Percentage
Anbar	1,247,298	1,254,654	7,356	1%
Baghdad	76,968	77,046	78	0%
Dahuk	780	780	-	0%
Diyala	220,020	221,286	1,266	1%
Erbil	38,298	38,736	438	1%
Kirkuk	280,278	286,452	6,174	2%
Ninewa	1,317,564	1,416,804	99,240	8%
Salah al-Din	529,482	534,000	4,518	1%
Total	3,710,688	3,829,758	119,070	3%

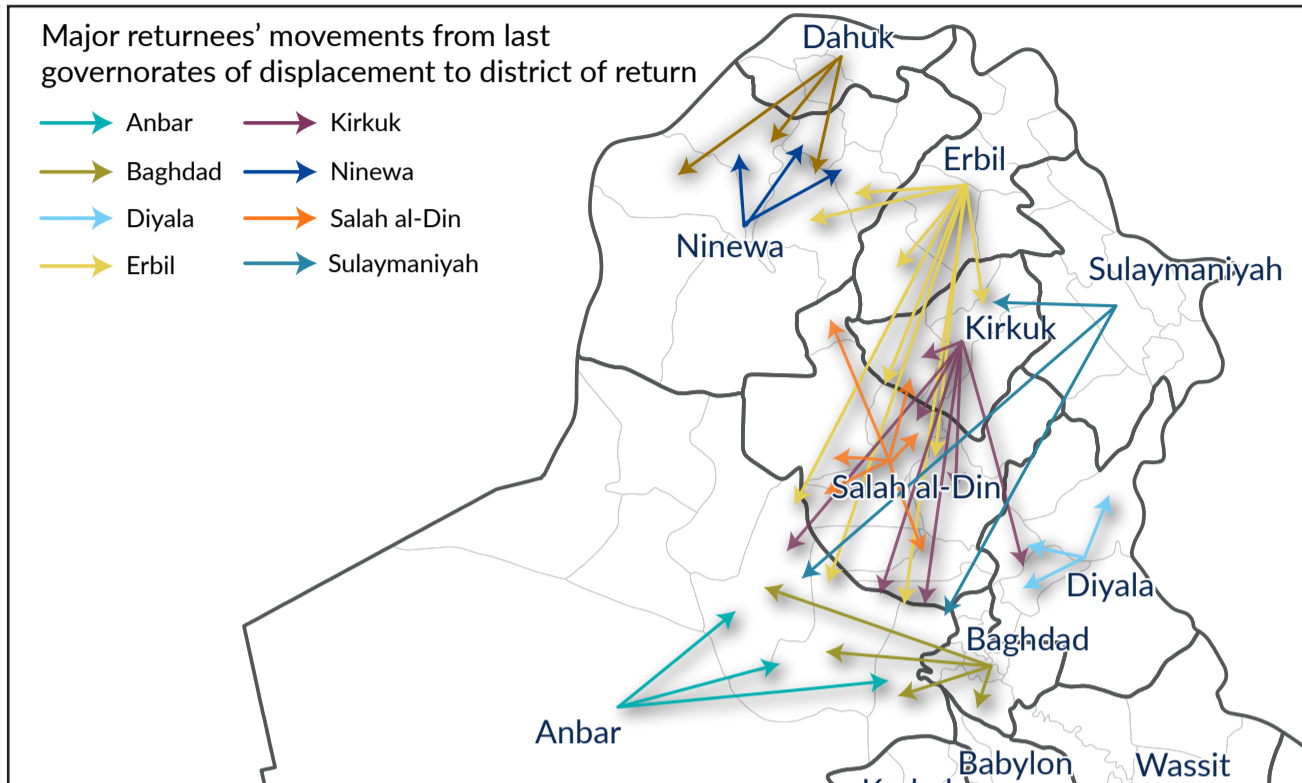
As of 31 May 2018, a total of 3,829,758 individuals reportedly returned to their location of origin, meaning that the number of returnees in Iraq has increased by 3% (119,070 individuals) during the monitoring period.



RETURNEES BY GOVERNORATE OF PREVIOUS DISPLACEMENT

Of Iraq's 3.8 million returnees, 26% (978,096 individuals) were last displaced to Ninewa, 16% (597,708) to Anbar, 11% (435,444) to Erbil, 11% (425,292) to Kirkuk and 10% (395,904) to Baghdad.

Intra-governorate returns remain particularly high in Anbar governorate (almost 100% of returns), Ninewa governorate (99% of returns) and Salah al-Din (90% of returns).



Last governorate of displacement

Governorate of return	Anbar	Babylon	Baghdad	Dahuk	Diyala	Erbil	Kerbala	Kirkuk	Ninewa	Salah Al-Din	Sulaymaniyah	Others	Total
Anbar	597,198	8,760	273,012	894	-	169,506	-	133,506	-	3,096	68,682	-	1,254,654
Baghdad	-	4,050	68,514	-	-	3,828	48	-	-	-	486	120	77,046
Dahuk	-	-	-	780	-	-	-	-	-	-	-	-	780
Diyala	330	-	1,032	-	173,556	468	150	25,854	-	-	19,896	-	221,286
Erbil	-	-	-	-	-	35,088	-	3,606	42	-	-	-	38,736
Kirkuk	-	18	204	-	-	20,466	-	102,858	3,882	20,808	138,216	-	286,452
Ninewa	180	13,422	27,330	129,270	288	125,760	37,704	10,104	973,350	3,744	7,734	87,918	1,416,804
Salah al-Din	-	-	25,812	2,334	12	80,328	1,482	149,364	822	241,320	30,702	1,824	534,000
Total	597,708	26,250	395,904	133,278	173,856	435,444	39,384	425,292	978,096	268,968	265,716	89,862	3,829,758

RETURNEES LIVING IN CRITICAL SHELTERS

Of Iraq's 2 million IDPs, 61% (or 1,255,398 individuals) are reportedly housed in private settings, including 50% (1,020,570) in rented housing and 11% (232,752) with host families.

A total of 191,628 IDPs (or 9%) report living in critical shelters, including 4% (90,948) who live in unfinished buildings, 3% (58,830) in informal settlements, 1% (28,032) in religious buildings and less than 1% (6,510) in school buildings or others (7,308). A total of 28% (53,910 individuals) of IDPs living in critical shelters in Iraq are concentrated in Salah al-Din Governorate, 26% (49,638) are in Dahuk and 14% are in Ninewa (26,706). A total of 597,930 individuals (or 29% of Iraq's IDPs) live in camps. Half of them (298,776 individuals) are concentrated in Ninewa, reflecting the largely camp-based nature of the Mosul crisis response, while a quarter (151,584) are in Dahuk.

