



DISPLACEMENT TRACKING MATRIX (DTM) SOMALI, ETHIOPIA
ROUND 16: March/April 2019
Summary of Key Findings
DATE OF PUBLICATION: June 2019





DISPLACEMENT TRACKING MATRIX (DTM) SOMALI, ETHIOPIA ROUND 16: MARCH/APRIL 2019



DTM

THE UN MIGRATION AGENCY

OVERVIEW OF DISPLACEMENT

SOMALI REGION DTM Round 16 MARCH 2019

Legend:

Sites by causes of displacement

- Conflict
- Climate induced

IDPs in assessed woredas

- 480 - 5,000
- 5,001 - 10,000
- 10,001 - 30,000
- 30,001 - 72,776
- Not assessed

Boundaries

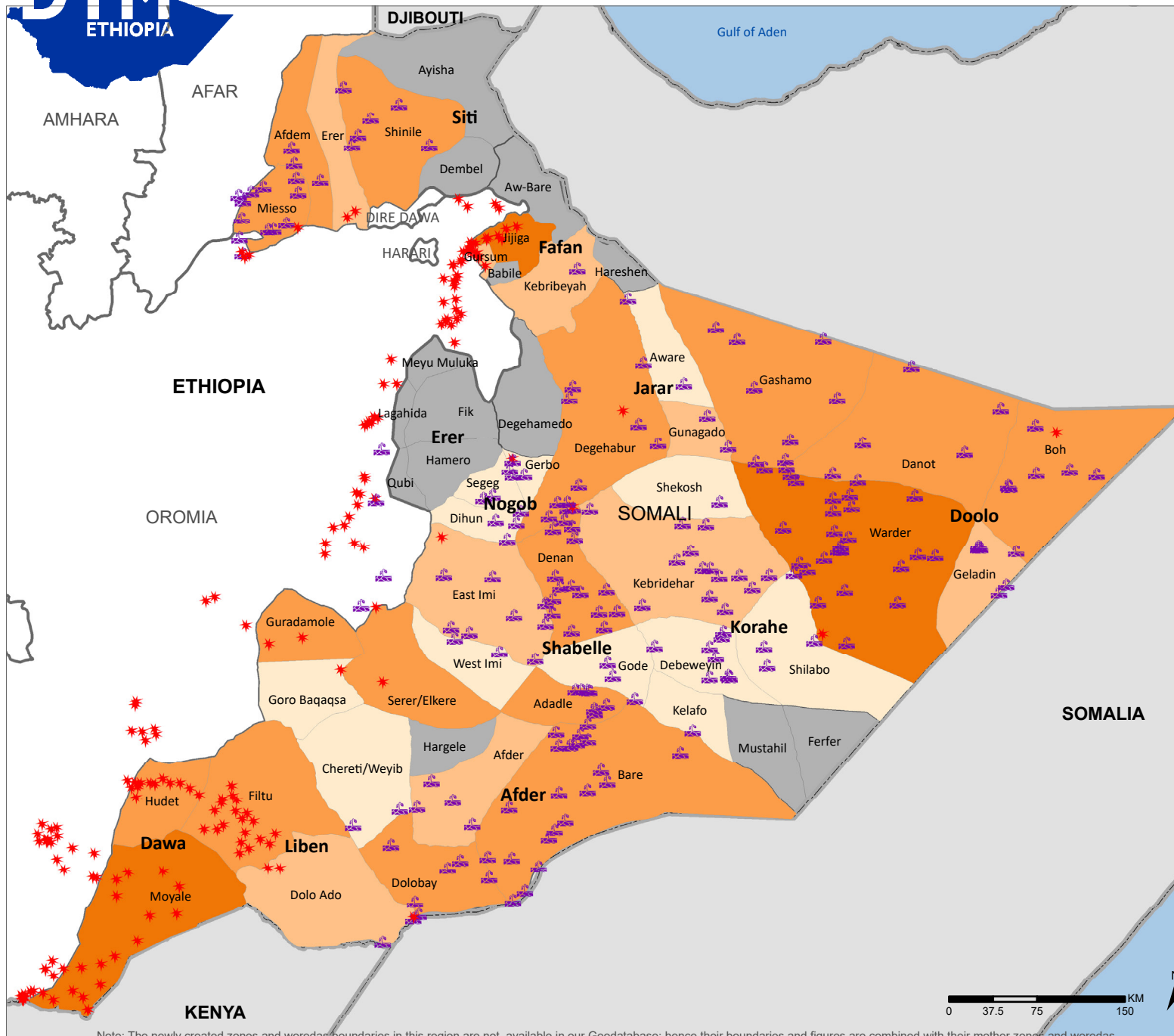
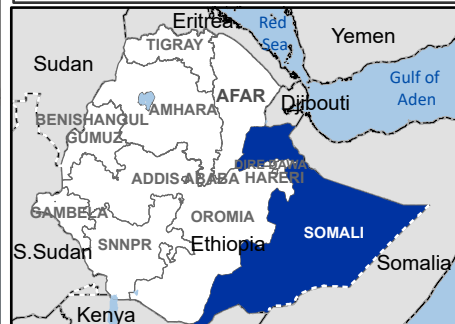
- International Boundary
- Regional Boundary
- Zonal Boundary
- Woreda Boundary

Total number of IDPs: **962,913**

Sources : IOM Map production date : 06 May 2019

This map is for illustration purposes only. Names and boundaries on this map do not imply official endorsement or acceptance by IOM. Map Data Source: Boundary shapefile - CSA 2008

www.displacement.iom.int/ethiopia
dtmethiopia@iom.int



Note: The newly created zones and woredas boundaries in this region are not available in our Geodatabase; hence their boundaries and figures are combined with their mother zones and woredas.



DISPLACEMENT TRACKING MATRIX (DTM) SOMALI REGION, ETHIOPIA

ROUND 16: March/April 2019

SOMALI REGION - KEY FINDINGS

LOCATION AND CAUSE OF DISPLACEMENT:

1,066,732 displaced individuals comprising 176,771 households in 415 displacement sites were identified in Somali region. These figures represent a decrease of 100,146 in the total individuals (-8.58%), a decrease of 19,857 households (-10.10%) and an increase of 6 sites (1.47%) since round 15 (January/February 2019). 23.40% sites have opened in 2018 and 4.80% opened in 2019. Conflict was the primary cause of displacement for an estimated 68% of the displaced population.

DEMOGRAPHICS: 48% of displaced individuals were male and 52% were female. 62% were younger than 18 years old while 9% were over 60 years old.

SHELTER: 392 sites reported that over 25% of households were living in shelters that were below regional and cultural standards.

WASH: 36 sites meet SPHERE standards of access to over 15 liters of water per person per day. 260 displacement sites (63%) reported having no latrines.

FOOD, NUTRITION AND LIVELIHOODS: 105 sites (25%), representing 284,474 individuals, reported no access to food. 97% of sites reported that IDPs did not have access to income generating activities.

HEALTH: Pneumonia was the primary health concern in this round of data collection with 176 sites reporting this health concern.

EDUCATION: In 28% of sites, 50% or less of the children on site are attending formal primary school. Formal primary school education is available at 301 sites. Alternative basic education (ABE) is available at 157 sites.

COMMUNICATION: 60% of sites reported that site management were IDPs' primary source of information followed by local leaders at 19% of sites.

Figure 1 illustrates trends in stock totals of displacement in the region over time compared to recent displacement.

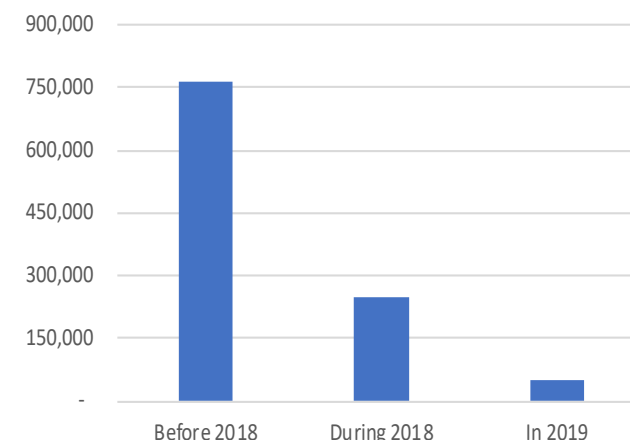


Figure 1: Trends in stock totals of displacement and new displacements before 2018, during 2018 and in 2019

Figure 2 shows IDP numbers disaggregated by cause over time.

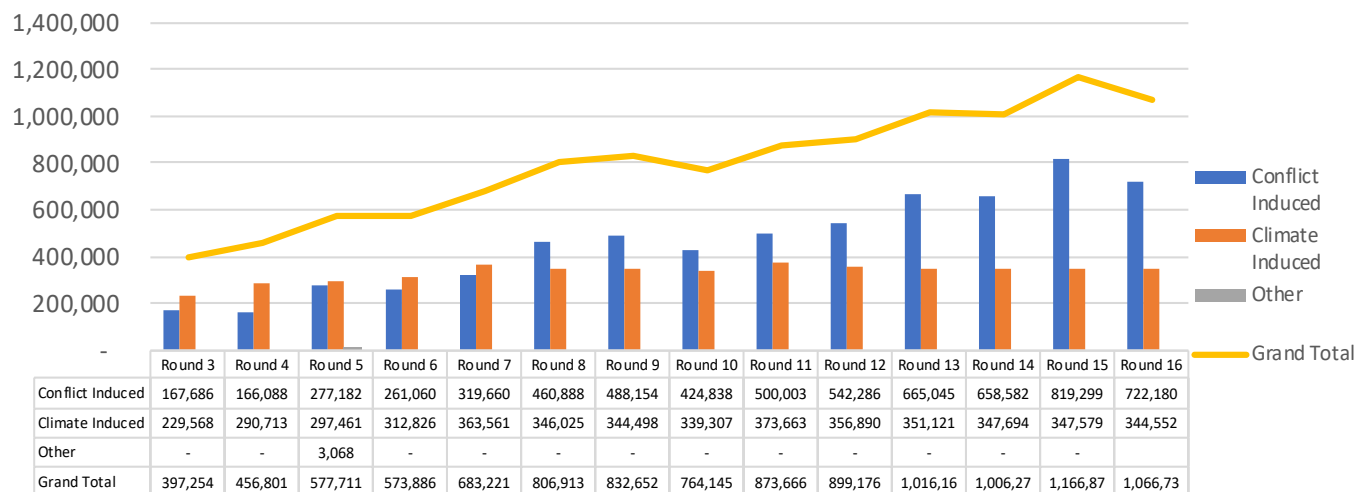


Figure 2: IDPs by cause of displacement by round



DISPLACEMENT TRACKING MATRIX (DTM) SOMALI REGION, ETHIOPIA ROUND 16: March/April 2019

MOBILITY TRENDS AND CAUSE OF DISPLACEMENT

Conflict has consistently been reported as the primary cause of displacement in the region (as indicated by figure 4). IDPs displaced before 2018, during 2018 and in 2019 reported being displaced by both conflict and climate induced reasons. In addition to this, 0.2% of IDPs reported being displaced previously. Furthermore, IDPs from 8 sites were leaving their current place of displacement. Of these, IDPs from 6 sites were going to the nearest village and IDPs from 2 site intend to return to their place of origin.

Regarding the duration of sites, 4.8% of all sites identified opened in 2019, while 23.40% opened in 2018. 71.8% of sites opened before 2018.

The majority of IDPs identified in the region were displaced to loactions near their areas of origin. 62% of IDPs in the region are internally displaced from the region, within the region. Of the IDPs displaced withing the region, 57% were displaced within their zone of origin.

Figure 3 shows the number of IDPs displaced by zone and cause of displacement. Figure 4 shows the distribution of IDPs by driver of displacement and time of displacement.

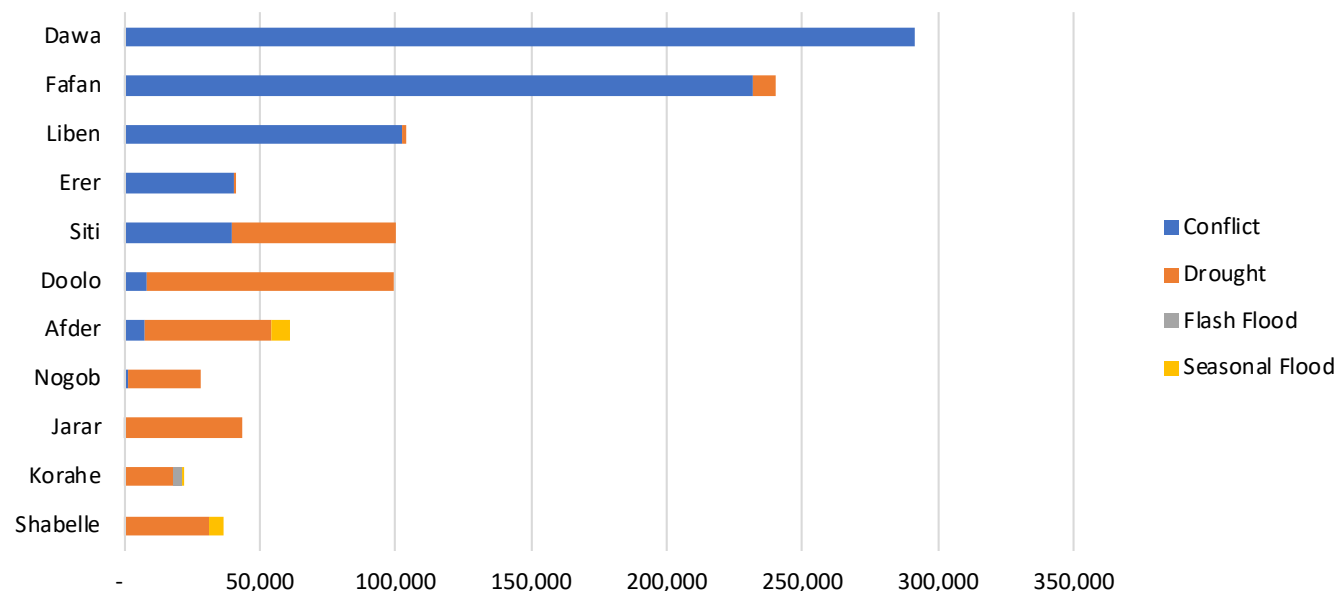


Figure 3: IDPs displaced by zone and cause of displacement

| Duration | Conflict Induced | Climate Induced | Grand Total |
|--------------------|------------------|-----------------|------------------|
| Before 2018 | 434,503 | 331,340 | 765,843 |
| During 2018 | 236,672 | 13,212 | 249,884 |
| In 2019 | 51,005 | - | 51,005 |
| Grand Total | 722,180 | 344,552 | 1,066,732 |

Figure 4: Distribution of IDPs by cause of displacement and time of displacement



DISPLACEMENT TRACKING MATRIX (DTM) SOMALI REGION, ETHIOPIA

ROUND 16: March/April 2019

DURABLE SOLUTIONS, VULNERABILITIES AND DEMOGRAPHICS

At 66.51% of the sites, IDPs foresaw a resolution to their displacement, while IDPs at 33.25% of sites did not.

At 93.73% of sites, IDPs prefer local integration as a durable solution to their displacement while at 5.78% sites they prefer return.

Figure 5 shows the number of sites reporting various obstacles to returns, while figure 6 shows support IDPs need to return or locally integrate.

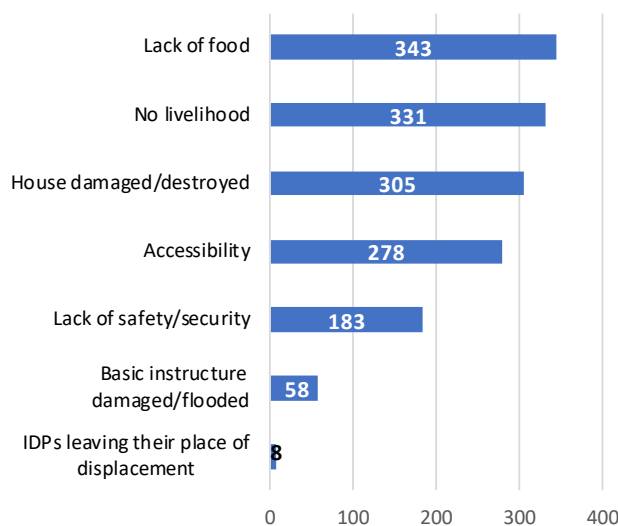


Figure 5: Number of sites by obstacles to return

The demographic breakdown is shown in figure 7. Individuals with specific vulnerabilities were also reported at displacement sites and are represented in figure 8.

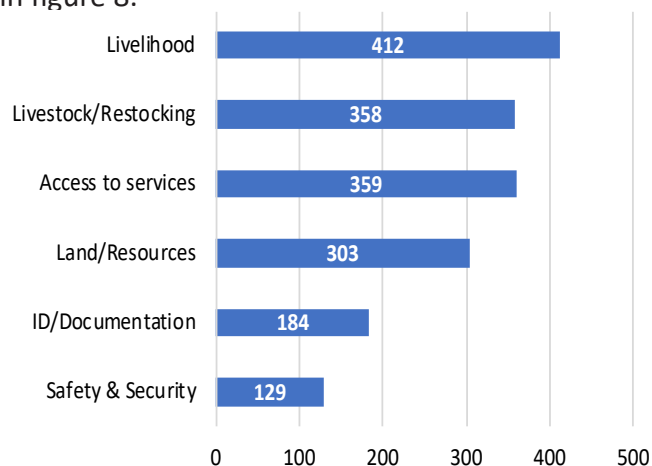


Figure 6: Number of sites by support needed to return or locally integrate

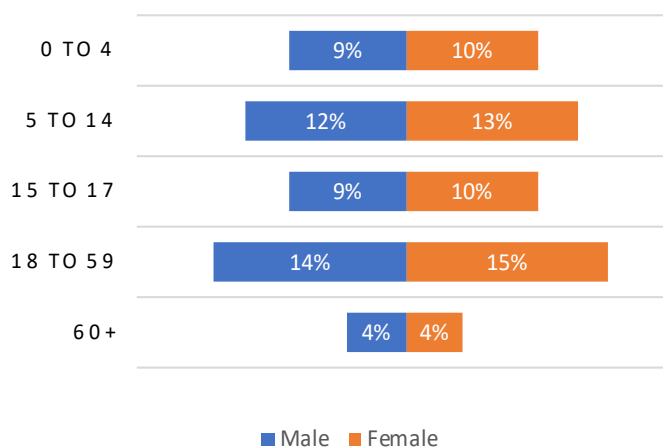


Figure 7: Demographic breakdown

| Vulnerable Population | Number of IDPs |
|--|----------------|
| Number of breastfeeding mothers | 457 |
| Elderly headed households | 186 |
| Elderly persons without care givers | 16 |
| Number of members of ethnic minorities | 0 |
| Number of members of religious minorities | 0 |
| Orphaned children | 100 |
| Persons with chronic diseases/serious medical conditions | 17 |
| Number of persons with disabilities over 18 | 101 |
| Number of persons with disabilities under 18 | 48 |
| Number of pregnant girls under 18 | 84 |
| Number of pregnant women over 18 | 298 |
| Separated children | 128 |
| Single-female headed households | 293 |
| Single-male headed households | 177 |
| Unaccompanied children | 0 |
| Single-child headed households | 0 |
| Grand Total | 81,529 |

Figure 8: Vulnerable populations



DISPLACEMENT TRACKING MATRIX (DTM) SOMALI REGION, ETHIOPIA

ROUND 16: March/April 2019

| | |
|-----------|------------------|
| INCREASE | |
| DECREASE | NEW |
| NO CHANGE | UNCOVERED/CLOSED |

Round 15-16 Comparison Table

| Zone | Woreda | Displacement Reason | Round 16 | | | % change in estimated number of households | Round 15 | | |
|--------------------|---------------|---------------------|---------------|----------------|-----------|--|---------------|----------------|-----------|
| | | | HHs | Individuals | Sites | | HHs | Individuals | Sites |
| Afder | Bare | Climate Induced | 2,261 | 13,120 | 9 | -0.04% | 2,262 | 12,100 | 9 |
| Afder | Chereti/Weyib | Climate Induced | 844 | 4,824 | 2 | +0.36% | 841 | 4,900 | 2 |
| Afder | Dolobay | Climate Induced | 2,399 | 13,118 | 4 | 0.0% | 2,399 | 13,042 | 4 |
| Afder | God God | Climate Induced | 913 | 5,313 | 4 | 0.0% | 913 | 5,114 | 4 |
| Afder | Hargele | Climate Induced | 794 | 4,323 | 3 | +0.51% | 790 | 4,717 | 3 |
| Afder | Qoohle | Climate Induced | 1,352 | 7,873 | 3 | 0.0% | 1,352 | 7,680 | 3 |
| Afder | Raso | Climate Induced | 172 | 1,039 | 2 | 0.0% | 172 | 1,030 | 2 |
| Afder | Raso | Conflict | 841 | 5,005 | 1 | 0.0% | 841 | 5,089 | 1 |
| Afder | Serer/Elkere | Conflict | 387 | 2,285 | 1 | +10.57% | 350 | 1,998 | 1 |
| Afder | West Imi | Climate Induced | 723 | 4,310 | 2 | 0.0% | 723 | 4,434 | 2 |
| Afder Total | | | 10,686 | 61,210 | 31 | +0.40% | 10,643 | 60,104 | 31 |
| Dawa | Hudet | Conflict | 17,284 | 108,349 | 23 | +0.41% | 17,214 | 100,295 | 23 |
| Dawa | Moyale | Conflict | 19,565 | 116,484 | 18 | -40.83% | 33,064 | 196,165 | 16 |
| Dawa | Mubarak | Conflict | 2,190 | 12,998 | 6 | -56.08% | 4,986 | 30,946 | 8 |
| Dawa | Qadhadhumo | Conflict | 8,544 | 53,136 | 9 | -32.56% | 12,669 | 74,062 | 8 |
| Dawa Total | | | 47,583 | 290,967 | 56 | -29.96% | 67,933 | 401,468 | 55 |
| Doolo | Boh | Climate Induced | 1,466 | 9,033 | 6 | +0.07% | 1,465 | 8,740 | 6 |
| Doolo | Danot | Climate Induced | 3,066 | 18,725 | 10 | 0.0% | 3,066 | 18,371 | 10 |
| Doolo | Daratole | Climate Induced | 989 | 5,953 | 5 | 0.0% | 989 | 5,976 | 5 |
| Doolo | Gal Hamer | Climate Induced | 605 | 3,568 | 2 | 0.0% | 605 | 3,589 | 2 |
| Doolo | Gal Hamer | Conflict | 796 | 4,896 | 1 | +0.13% | 795 | 4,692 | 1 |
| Doolo | Geladin | Climate Induced | 2,606 | 15,692 | 10 | +6.58% | 2,445 | 14,705 | 10 |



DISPLACEMENT TRACKING MATRIX (DTM) SOMALI REGION, ETHIOPIA

ROUND 16: March/April 2019

| Zone | Woreda | Displacement Reason | Round 16 | | | % change in estimated number of households | Round 15 | | |
|--------------------|-----------------------------|---------------------|---------------|----------------|-----------|--|---------------|----------------|-----------|
| | | | HHS | Individuals | Sites | | HHS | Individuals | Sites |
| Doolo | Lahel Yu'Ub | Climate Induced | 2,069 | 12,339 | 4 | 0.0% | 2,069 | 12,704 | 4 |
| Doolo | Lahel Yu'Ub | Conflict | 557 | 3,284 | 1 | +61.45% | 345 | 2,053 | 1 |
| Doolo | Warder | Climate Induced | 4,238 | 25,513 | 10 | +0.31% | 4,225 | 25,429 | 10 |
| Doolo Total | | | 16,392 | 99,003 | 49 | +2.42% | 16,004 | 96,259 | 49 |
| Erer | Lagahida | Climate Induced | 163 | 978 | 1 | 0.0% | 163 | 978 | 1 |
| Erer | Lagahida | Conflict | 1,886 | 11,293 | 6 | +7.34% | 1,757 | 10,543 | 6 |
| Erer | Mayamuluqo | Conflict | 1,411 | 8,745 | 4 | 0.0% | 1,411 | 8,469 | 4 |
| Erer | Qubi | Climate Induced | 45 | 269 | 1 | 0.0% | 45 | 275 | 1 |
| Erer | Qubi | Conflict | 1,974 | 11,849 | 6 | 0.0% | 1,974 | 11,898 | 6 |
| Erer | Salahad | Conflict | 1,385 | 8,292 | 7 | +1.17% | 1,369 | 8,160 | 7 |
| Erer Total | | | 6,864 | 41,426 | 25 | +2.16% | 6,719 | 40,323 | 25 |
| Fafan | Babile | Conflict | 21,355 | 129,951 | 17 | +0.61% | 21,226 | 127,310 | 17 |
| Fafan | Gursum | Conflict | 4,223 | 25,964 | 13 | -0.82% | 4,258 | 25,548 | 13 |
| Fafan | Hareshen | Climate Induced | 85 | 507 | 1 | 0.0% | 85 | 511 | 1 |
| Fafan | Jigjiga City Administration | Conflict | 530 | 3,210 | 1 | 0.0% | 530 | 3,182 | 1 |
| Fafan | Jijiga | Conflict | 536 | 3,232 | 3 | 0.0% | 536 | 3,227 | 3 |
| Fafan | Kebribeyah | Climate Induced | 1,320 | 7,887 | 1 | 0.0% | 1,320 | 7,920 | 1 |
| Fafan | Tuliguled | Conflict | 11,454 | 69,673 | 9 | +0.06% | 11,447 | 68,559 | 9 |
| Fafan Total | | | 39,503 | 240,424 | 45 | +0.26% | 39,402 | 236,257 | 45 |
| Jarar | Aware | Climate Induced | 773 | 4,641 | 2 | -2.52% | 793 | 4,744 | 2 |
| Jarar | Bil'ilbur | Climate Induced | 416 | 2,513 | 2 | +0.24% | 415 | 2,491 | 2 |
| Jarar | Daror | Climate Induced | 922 | 5,550 | 3 | -5.34% | 974 | 5,838 | 3 |
| Jarar | Degehabur | Climate Induced | 297 | 1,783 | 1 | +0.68% | 295 | 1,771 | 1 |
| Jarar | Degehabur | Conflict | 46 | 277 | 1 | 0.0% | 46 | 277 | 1 |



DISPLACEMENT TRACKING MATRIX (DTM) SOMALI REGION, ETHIOPIA

ROUND 16: March/April 2019

| Zone | Woreda | Displacement Reason | Round 16 | | | % change in estimated number of households | Round 15 | | |
|---------------------|---------------|---------------------|---------------|----------------|-----------|--|---------------|---------------|-----------|
| | | | HHS | Individuals | Sites | | HHS | Individuals | Sites |
| Jarar | Dig | Climate Induced | 530 | 3,183 | 1 | 0.0% | 530 | 3,025 | 1 |
| Jarar | Gashamo | Climate Induced | 3,374 | 20,500 | 5 | -5.01% | 3,552 | 21,223 | 5 |
| Jarar | Gunagado | Climate Induced | 730 | 4,381 | 2 | +1.11% | 722 | 4,197 | 2 |
| Jarar | Yoale | Climate Induced | 51 | 305 | 1 | 0.0% | 51 | 307 | 1 |
| Jarar Total | | | 7,139 | 43,133 | 18 | -3.24% | 7,378 | 43,873 | 18 |
| Korahe | Bodaley | Climate Induced | 58 | 341 | 1 | 0.0% | 58 | 328 | 1 |
| Korahe | Debeweyin | Climate Induced | 416 | 2,534 | 4 | -6.09% | 443 | 2,675 | 4 |
| Korahe | El-ogaden | Climate Induced | 133 | 781 | 2 | 0.0% | 133 | 766 | 2 |
| Korahe | Goglo | Climate Induced | 340 | 2,086 | 4 | 0.0% | 340 | 2,067 | 4 |
| Korahe | Higlolay | Climate Induced | 51 | 311 | 1 | +37.84% | 37 | 214 | 1 |
| Korahe | Kebridehar | Climate Induced | 1,014 | 6,166 | 7 | 0.0% | 1,014 | 6,077 | 7 |
| Korahe | Laasdhankayre | Climate Induced | 38 | 226 | 1 | 0.0% | 38 | 224 | 1 |
| Korahe | Marsin | Climate Induced | 1,068 | 6,466 | 5 | 0.0% | 1,068 | 6,337 | 5 |
| Korahe | Shekosh | Climate Induced | 60 | 363 | 1 | 0.0% | 60 | 354 | 1 |
| Korahe | Shilabo | Climate Induced | 445 | 2,572 | 4 | +5.95% | 420 | 2,504 | 4 |
| Korahe Total | | | 3,623 | 21,846 | 30 | +0.33% | 3,611 | 21,546 | 30 |
| Liben | Deka Seftu | Conflict | 5,327 | 31,507 | 21 | +9.38% | 4,870 | 28,418 | 18 |
| Liben | Dolo Odo | Climate Induced | 300 | 1,812 | 2 | 0.0% | 300 | 1,829 | 2 |
| Liben | Dolo Odo | Conflict | 300 | 1,800 | 1 | 0.0% | 300 | 1,770 | 1 |
| Liben | Filtu | Conflict | 5,148 | 30,643 | 23 | -0.12% | 5,154 | 30,050 | 23 |
| Liben | Goro Baqaqsa | Conflict | 1,139 | 6,654 | 2 | 0.0% | 1,139 | 6,805 | 2 |
| Liben | Guradamole | Conflict | 2,968 | 17,190 | 5 | 0.0% | 2,968 | 16,994 | 5 |
| Liben | Karsa Dulla | Conflict | 2,430 | 14,432 | 7 | +2.27% | 2,376 | 13,746 | 7 |
| Liben Total | | | 17,612 | 104,038 | 61 | +2.95% | 17,107 | 99,612 | 58 |
| Nogob | Ayun | Conflict | 115 | 690 | 1 | 0.0% | 115 | 720 | 1 |



DISPLACEMENT TRACKING MATRIX (DTM) SOMALI REGION, ETHIOPIA

ROUND 16: March/April 2019

| Zone | Woreda | Displacement Reason | Round 16 | | | % change in estimated number of households | Round 15 | | |
|-----------------------|-----------|---------------------|--------------|---------------|-----------|--|--------------|---------------|-----------|
| | | | HHs | Individuals | Sites | | HHs | Individuals | Sites |
| Nogob | Dihun | Climate Induced | 1,072 | 6,516 | 6 | 0.0% | 1,072 | 6,561 | 6 |
| Nogob | Elwayne | Climate Induced | 845 | 5,104 | 7 | 0.0% | 845 | 5,198 | 7 |
| Nogob | Gerbo | Climate Induced | 1,723 | 10,316 | 12 | -31.16% | 2,503 | 15,158 | 12 |
| Nogob | Gerbo | Conflict | 50 | 303 | 1 | +4.17% | 48 | 294 | 1 |
| Nogob | Segeg | Climate Induced | 819 | 4,893 | 4 | 0.0% | 819 | 5,100 | 4 |
| Nogob | Segeg | Conflict | 45 | 280 | 1 | 0.0% | 45 | 281 | 1 |
| Nogob Total | | | 4,669 | 28,102 | 32 | -14.28% | 5,447 | 33,312 | 32 |
| Shabelle | Abaqaro | Climate Induced | 104 | 603 | 1 | 0.0% | 104 | 624 | 1 |
| Shabelle | Adadle | Climate Induced | 3,040 | 18,222 | 15 | 0.0% | 3,040 | 18,039 | 15 |
| Shabelle | Berano | Climate Induced | 290 | 1,697 | 2 | 0.0% | 290 | 1,793 | 2 |
| Shabelle | Denan | Climate Induced | 775 | 4,528 | 6 | 0.0% | 775 | 4,586 | 6 |
| Shabelle | East Imi | Climate Induced | 325 | 2,012 | 2 | 0.0% | 325 | 2,016 | 2 |
| Shabelle | Elele | Climate Induced | 210 | 1,272 | 1 | 0.0% | 210 | 1,231 | 1 |
| Shabelle | Gode | Climate Induced | 355 | 2,111 | 3 | 0.0% | 355 | 2,105 | 3 |
| Shabelle | Kelafo | Climate Induced | 916 | 5,824 | 3 | 0.0% | 916 | 5,823 | 3 |
| Shabelle Total | | | 6,015 | 36,269 | 33 | 0.0% | 6,015 | 36,217 | 33 |
| Siti | Afdem | Climate Induced | 1,630 | 9,786 | 6 | -0.31% | 1,635 | 9,815 | 6 |
| Siti | Afdem | Conflict | 3,500 | 21,090 | 1 | 0.0% | 3,500 | 21,090 | 1 |
| Siti | Dembel | Conflict | 117 | 702 | 1 | +30.00% | 90 | 530 | 1 |
| Siti | Erer | Climate Induced | 2,426 | 14,619 | 3 | 0.0% | 2,426 | 14,596 | 3 |
| Siti | Erer | Conflict | 292 | 1,750 | 2 | 0.0% | - | - | - |
| Siti | Gablalu | Climate Induced | 2,379 | 14,251 | 3 | 0.0% | 2,379 | 13,941 | 3 |
| Siti | Gota-Biki | Climate Induced | 212 | 1,281 | 2 | 0.0% | 212 | 1,273 | 2 |
| Siti | Gota-Biki | Conflict | 444 | 2,664 | 1 | 0.0% | 444 | 2,620 | 1 |
| Siti | Hadgalo | Climate Induced | 535 | 3,226 | 2 | 0.0% | 535 | 3,210 | 2 |



DISPLACEMENT TRACKING MATRIX (DTM) SOMALI REGION, ETHIOPIA

ROUND 16: March/April 2019

| Zone | Woreda | Displacement Reason | Round 16 | | | % change in estimated number of households | Round 15 | | |
|---------------------|---------|---------------------|----------------|------------------|------------|--|----------------|------------------|------------|
| | | | HHs | Individuals | Sites | | HHs | Individuals | Sites |
| Siti | Miesso | Climate Induced | 2,325 | 14,063 | 8 | +0.09% | 2,323 | 14,022 | 8 |
| Siti | Miesso | Conflict | 2,275 | 13,552 | 5 | 0.0% | 2,275 | 13,508 | 5 |
| Siti | Shinile | Climate Induced | 550 | 3,330 | 1 | 0.0% | 550 | 3,302 | 1 |
| Siti Total | | | 16,685 | 100,314 | 35 | +1.93% | 16,369 | 97,907 | 33 |
| Climate Induced Sum | | | 57,657 | 344,552 | 216 | -1.42% | 58,486 | 347,579 | 216 |
| Conflict Sum | | | 119,114 | 722,180 | 199 | -13.77% | 138,142 | 819,299 | 193 |
| Grand Total | | | 176,771 | 1,066,732 | 415 | -10.10% | 196,628 | 1,166,878 | 409 |



DISPLACEMENT TRACKING MATRIX (DTM) SOMALI REGION, ETHIOPIA

ROUND 16: March/April 2019

ABOUT DTM

DTM GLOBAL

The Displacement Tracking Matrix (DTM) is a system to track and monitor displacement and population mobility. It is designed to regularly and systematically capture, process and disseminate information to provide a better understanding of the movements and evolving needs of displaced populations, whether on site or en route. More information is available at www.globaldtm.info.

DTM IN ETHIOPIA

In Ethiopia, data is collected at zone, woreda and site level. Since September 2016, fourteen rounds of assessments have been completed. The DTM programme is implemented in close collaboration with the National Disaster Risk Management Commission, regional, zonal and woreda counterparts and DTMs implementing partner, the Danish Refugee Council (DRC).

METHODOLOGY

IOM's DTM team composed of enumerators from IOM and DRC were deployed across the country to collect the data. The process involved the following steps:

Zone level: Interviews with key informants from the Disaster Prevention and Preparedness Office (DPPO), community representatives, and the education and health offices collect information including (among others) estimated caseload of displaced population, identification of woredas within the zone that host displaced populations, reason for displacement, time of arrival of IDPs and location of origin.

Woreda level: Information is collected from key woreda informants and includes (among others) estimated length of stay, number of displaced households and individuals at woreda level, displaced population by type of temporary settlements and approximate locations of identifiable displacement sites. The information is used to plan site assessments.

Site assessments: In-depth IDP site assessments capture detailed information through key informant interviews, direct observation and focus group discussions with male, female, elderly, children and IDP representatives.

Data on available services by sector, accessibility constraints, exact type, location and name of the site, place of origin of IDPs, estimated size and type of the site and most common type of shelter are captured. Age and gender disaggregation for the site is extrapolated using a demographic calculator tool based on the age range and sex of the household members of 20 randomly selected households from the site.

For more information please visit our website, www.displacement.iom.int, or contact us at dtmethiopia@iom.int



Humanitarian Aid
and Civil Protection





ANNEX I : INTERNAL DISPLACEMENTS IN SOMALI REGION AS OF MARCH/APRIL 2019

| Zone | Woreda | Sex | Age Groups | | | | | Total | HHs | Site Open Date | Cause | Duration |
|-------|---------------|--------|-----------------|-------------------|-----------------|------------------|-----------------|-------|-------|----------------|----------------|-------------|
| | | | Infants (0-4 y) | Children (5-14 y) | Youth (15-17 y) | Adults (18-59 y) | Elderly (60 +y) | | | | | |
| Afder | Bare | Female | 65 | 86 | 59 | 86 | 38 | 334 | 108 | 02-Mar-17 | Drought | Before 2018 |
| Afder | Bare | Male | 43 | 59 | 70 | 70 | 49 | 291 | | | | |
| Afder | Bare | Female | 77 | 77 | 77 | 83 | 41 | 355 | 118 | 04-Mar-17 | Drought | Before 2018 |
| Afder | Bare | Male | 59 | 59 | 83 | 71 | 53 | 325 | | | | |
| Afder | Bare | Female | 101 | 152 | 131 | 141 | 61 | 586 | 202 | 10-Mar-17 | Drought | Before 2018 |
| Afder | Bare | Male | 121 | 101 | 121 | 172 | 81 | 596 | | | | |
| Afder | Bare | Female | 163 | 227 | 195 | 227 | 81 | 893 | 325 | 20-Mar-17 | Drought | Before 2018 |
| Afder | Bare | Male | 179 | 179 | 195 | 227 | 130 | 910 | | | | |
| Afder | Bare | Female | 50 | 54 | 50 | 68 | 23 | 245 | 90 | 20-Apr-17 | Drought | Before 2018 |
| Afder | Bare | Male | 41 | 54 | 54 | 59 | 36 | 244 | | | | |
| Afder | Bare | Female | 275 | 468 | 385 | 413 | 165 | 1,706 | 550 | 24-Apr-17 | Drought | Before 2018 |
| Afder | Bare | Male | 358 | 330 | 358 | 385 | 220 | 1,651 | | | | |
| Afder | Bare | Female | 240 | 296 | 297 | 320 | 126 | 1,279 | 456 | 20-May-17 | Drought | Before 2018 |
| Afder | Bare | Male | 273 | 262 | 319 | 308 | 216 | 1,378 | | | | |
| Afder | Bare | Female | 268 | 288 | 268 | 330 | 82 | 1,236 | 412 | 25-May-17 | Drought | Before 2018 |
| Afder | Bare | Male | 144 | 247 | 227 | 288 | 185 | 1,091 | | | | |
| Afder | Chereti/Weyib | Female | 368 | 368 | 289 | 368 | 158 | 1,551 | 525 | 07-Jan-17 | Drought | Before 2018 |
| Afder | Chereti/Weyib | Male | 236 | 263 | 289 | 394 | 210 | 1,392 | | | | |
| Afder | Chereti/Weyib | Female | 175 | 175 | 223 | 223 | 96 | 892 | 319 | 20-Jun-17 | Drought | Before 2018 |
| Afder | Chereti/Weyib | Male | 175 | 239 | 160 | 255 | 160 | 989 | | | | |
| Afder | Dolobay | Female | 848 | 1,024 | 1,035 | 1,151 | 424 | 4,482 | 1,575 | 10-Jan-17 | Drought | Before 2018 |
| Afder | Dolobay | Male | 837 | 788 | 897 | 1,211 | 600 | 4,333 | | | | |
| Afder | Dolobay | Female | 202 | 165 | 165 | 239 | 110 | 881 | 367 | 01-Mar-17 | Drought | Before 2018 |
| Afder | Dolobay | Male | 165 | 220 | 184 | 239 | 147 | 955 | | | | |
| Afder | Dolobay | Female | 274 | 274 | 274 | 251 | 114 | 1,187 | 457 | 20-Apr-18 | Seasonal Flood | During 2018 |
| Afder | Dolobay | Male | 297 | 274 | 206 | 366 | 137 | 1,280 | | | | |
| Afder | God God | Female | 167 | 136 | 258 | 182 | 76 | 819 | 303 | 05-Apr-17 | Drought | Before 2018 |
| Afder | God God | Male | 152 | 227 | 212 | 258 | 136 | 985 | | | | |
| Afder | God God | Female | 113 | 138 | 150 | 175 | 88 | 664 | 250 | 12-Apr-17 | Drought | Before 2018 |
| Afder | God God | Male | 113 | 163 | 200 | 200 | 88 | 764 | | | | |
| Afder | God God | Female | 131 | 248 | 263 | 175 | 102 | 919 | 292 | 04-May-17 | Drought | Before 2018 |
| Afder | God God | Male | 117 | 204 | 161 | 219 | 73 | 774 | | | | |
| Afder | God God | Female | 31 | 58 | 37 | 48 | 20 | 194 | 68 | 15-May-17 | Drought | Before 2018 |
| Afder | God God | Male | 34 | 41 | 44 | 48 | 27 | 194 | | | | |
| Afder | Hargele | Female | 124 | 103 | 113 | 165 | 72 | 577 | 206 | 10-Jan-17 | Drought | Before 2018 |
| Afder | Hargele | Male | 82 | 113 | 72 | 175 | 72 | 514 | | | | |
| Afder | Hargele | Female | 115 | 115 | 115 | 172 | 69 | 586 | 229 | 02-Feb-17 | Drought | Before 2018 |
| Afder | Hargele | Male | 103 | 172 | 80 | 183 | 115 | 653 | | | | |
| Afder | Hargele | Female | 197 | 269 | 215 | 269 | 90 | 1,040 | 359 | 10-Jun-17 | Drought | Before 2018 |
| Afder | Hargele | Male | 180 | 180 | 180 | 233 | 180 | 953 | | | | |
| Afder | Qoohle | Female | 136 | 196 | 211 | 211 | 76 | 830 | 302 | 05-May-17 | Drought | Before 2018 |
| Afder | Qoohle | Male | 166 | 196 | 211 | 257 | 121 | 951 | | | | |
| Afder | Qoohle | Female | 395 | 503 | 503 | 395 | 180 | 1,976 | 718 | 07-Jul-17 | Drought | Before 2018 |
| Afder | Qoohle | Male | 359 | 431 | 467 | 574 | 359 | 2,190 | | | | |
| Afder | Qoohle | Female | 232 | 249 | 266 | 183 | 83 | 1,013 | 332 | 06-Aug-17 | Drought | Before 2018 |
| Afder | Qoohle | Male | 133 | 149 | 232 | 266 | 133 | 913 | | | | |
| Afder | Raso | Female | 33 | 40 | 28 | 47 | 9 | 157 | 47 | 05-Mar-17 | Drought | Before 2018 |
| Afder | Raso | Male | 16 | 38 | 19 | 45 | 7 | 125 | | | | |
| Afder | Raso | Female | 88 | 106 | 75 | 119 | 19 | 407 | 125 | 06-Apr-17 | Drought | Before 2018 |
| Afder | Raso | Male | 50 | 100 | 56 | 113 | 31 | 350 | | | | |
| Afder | Raso | Female | 463 | 757 | 673 | 757 | 84 | 2,734 | 841 | 05-Oct-17 | Conflict | Before 2018 |
| Afder | Raso | Male | 378 | 589 | 463 | 799 | 42 | 2,271 | | | | |



International Organization for Migration (IOM)
The UN Migration Agency

ANNEX I : INTERNAL DISPLACEMENTS IN SOMALI REGION AS OF MARCH/APRIL 2019

| Zone | Woreda | Sex | Age Groups | | | | | Total | HHs | Site Open Date | Cause | Duration |
|--------------------|--------------|--------|-----------------|-------------------|-----------------|------------------|-----------------|---------------|---------------|----------------|----------------|-------------|
| | | | Infants (0-4 y) | Children (5-14 y) | Youth (15-17 y) | Adults (18-59 y) | Elderly (60 +y) | | | | | |
| Afder | Serer/Elkere | Female | 213 | 194 | 310 | 232 | 116 | 1,065 | 387 | 31-Mar-18 | Conflict | During 2018 |
| Afder | Serer/Elkere | Male | 232 | 271 | 194 | 329 | 194 | 1,220 | | | | |
| Afder | West Imi | Female | 215 | 366 | 344 | 344 | 65 | 1,334 | 430 | 14-May-18 | Seasonal Flood | During 2018 |
| Afder | West Imi | Male | 172 | 280 | 237 | 430 | 129 | 1,248 | | | | |
| Afder | West Imi | Female | 147 | 234 | 249 | 147 | 29 | 806 | 293 | 17-May-18 | Seasonal Flood | During 2018 |
| Afder | West Imi | Male | 176 | 249 | 234 | 234 | 29 | 922 | | | | |
| Afder Total | | | 11,297 | 13,844 | 13,483 | 15,929 | 6,657 | 61,210 | 10,686 | | | |
| Dawa | Hudet | Female | 375 | 524 | 412 | 599 | 225 | 2,135 | 749 | 18-Oct-11 | Conflict | Before 2018 |
| Dawa | Hudet | Male | 412 | 599 | 262 | 562 | 225 | 2,060 | | | | |
| Dawa | Hudet | Female | 207 | 351 | 237 | 424 | 94 | 1,313 | 413 | 15-May-12 | Conflict | Before 2018 |
| Dawa | Hudet | Male | 165 | 259 | 134 | 321 | 135 | 1,014 | | | | |
| Dawa | Hudet | Female | 905 | 1,431 | 775 | 2,040 | 639 | 5,790 | 1,791 | 18-May-12 | Conflict | Before 2018 |
| Dawa | Hudet | Male | 1,026 | 1,199 | 855 | 1,735 | 442 | 5,257 | | | | |
| Dawa | Hudet | Female | 150 | 193 | 76 | 226 | 54 | 699 | 215 | 20-May-12 | Conflict | Before 2018 |
| Dawa | Hudet | Male | 151 | 150 | 64 | 140 | 86 | 591 | | | | |
| Dawa | Hudet | Female | 237 | 473 | 158 | 552 | 105 | 1,525 | 526 | 21-May-12 | Conflict | Before 2018 |
| Dawa | Hudet | Male | 263 | 368 | 237 | 447 | 132 | 1,447 | | | | |
| Dawa | Hudet | Female | 945 | 1,625 | 527 | 1,471 | 302 | 4,870 | 1,510 | 25-May-12 | Conflict | Before 2018 |
| Dawa | Hudet | Male | 909 | 1,551 | 415 | 1,132 | 415 | 4,422 | | | | |
| Dawa | Hudet | Female | 466 | 741 | 526 | 1,295 | 343 | 3,371 | 1,020 | 05-Jun-12 | Conflict | Before 2018 |
| Dawa | Hudet | Male | 531 | 583 | 418 | 751 | 369 | 2,652 | | | | |
| Dawa | Hudet | Female | 307 | 494 | 379 | 805 | 233 | 2,218 | 744 | 20-Jul-12 | Conflict | Before 2018 |
| Dawa | Hudet | Male | 307 | 393 | 304 | 583 | 264 | 1,851 | | | | |
| Dawa | Hudet | Female | 62 | 93 | 62 | 311 | 31 | 559 | 207 | 08-Aug-12 | Conflict | Before 2018 |
| Dawa | Hudet | Male | 62 | 72 | 72 | 197 | 41 | 444 | | | | |
| Dawa | Hudet | Female | 100 | 180 | 111 | 191 | 51 | 633 | 201 | 10-Aug-12 | Conflict | Before 2018 |
| Dawa | Hudet | Male | 111 | 171 | 71 | 160 | 80 | 593 | | | | |
| Dawa | Hudet | Female | 243 | 295 | 243 | 347 | 87 | 1,215 | 347 | 15-Jul-14 | Conflict | Before 2018 |
| Dawa | Hudet | Male | 156 | 260 | 295 | 260 | 191 | 1,162 | | | | |
| Dawa | Hudet | Female | 160 | 213 | 231 | 533 | 107 | 1,244 | 355 | 01-Apr-15 | Conflict | Before 2018 |
| Dawa | Hudet | Male | 160 | 142 | 178 | 355 | 53 | 888 | | | | |
| Dawa | Hudet | Female | 103 | 93 | 103 | 268 | 72 | 639 | 206 | 16-Jul-16 | Conflict | Before 2018 |
| Dawa | Hudet | Male | 72 | 72 | 165 | 103 | 31 | 443 | | | | |
| Dawa | Hudet | Female | 154 | 215 | 138 | 384 | 107 | 998 | 307 | 10-Jan-17 | Conflict | Before 2018 |
| Dawa | Hudet | Male | 200 | 246 | 123 | 276 | 77 | 922 | | | | |
| Dawa | Hudet | Female | 272 | 475 | 475 | 679 | 272 | 2,173 | 679 | 08-Aug-17 | Conflict | Before 2018 |
| Dawa | Hudet | Male | 407 | 272 | 407 | 1,019 | 136 | 2,241 | | | | |



International Organization for Migration (IOM)
The UN Migration Agency

ANNEX I : INTERNAL DISPLACEMENTS IN SOMALI REGION AS OF MARCH/APRIL 2019

| Zone | Woreda | Sex | Age Groups | | | | | Total | HHs | Site Open Date | Cause | Duration |
|------|------------|--------|-----------------|-------------------|-----------------|------------------|-----------------|--------|-------|----------------|----------|-------------|
| | | | Infants (0-4 y) | Children (5-14 y) | Youth (15-17 y) | Adults (18-59 y) | Elderly (60 +y) | | | | | |
| Dawa | Hudet | Female | 5,047 | 6,065 | 3,629 | 11,089 | 1,982 | 27,812 | 8,014 | 01-Jan-18 | Conflict | During 2018 |
| Dawa | Hudet | Male | 3,834 | 6,790 | 3,986 | 7,948 | 2,610 | 25,168 | | | | |
| Dawa | Moyale | Female | 403 | 434 | 465 | 310 | 186 | 1,798 | 620 | 20-Jun-12 | Conflict | Before 2018 |
| Dawa | Moyale | Male | 372 | 372 | 279 | 279 | 155 | 1,457 | | | | |
| Dawa | Moyale | Female | 539 | 809 | 501 | 809 | 231 | 2,889 | 770 | 10-Aug-12 | Conflict | Before 2018 |
| Dawa | Moyale | Male | 462 | 1,040 | 424 | 770 | 270 | 2,966 | | | | |
| Dawa | Moyale | Female | 210 | 255 | 210 | 300 | 75 | 1,050 | 300 | 10-Apr-13 | Conflict | Before 2018 |
| Dawa | Moyale | Male | 135 | 225 | 255 | 225 | 165 | 1,005 | | | | |
| Dawa | Moyale | Female | 2,730 | 3,621 | 2,435 | 3,992 | 1,314 | 14,092 | 4,590 | 10-Oct-17 | Conflict | Before 2018 |
| Dawa | Moyale | Male | 2,398 | 3,099 | 2,141 | 3,482 | 1,656 | 12,776 | | | | |
| Dawa | Moyale | Female | 135 | 300 | 120 | 300 | 75 | 930 | 300 | 20-Oct-17 | Conflict | Before 2018 |
| Dawa | Moyale | Male | 180 | 240 | 105 | 270 | 75 | 870 | | | | |
| Dawa | Moyale | Female | 1,021 | 1,881 | 1,236 | 2,311 | 591 | 7,040 | 2,150 | 01-Jan-18 | Conflict | During 2018 |
| Dawa | Moyale | Male | 1,183 | 1,613 | 968 | 1,720 | 968 | 6,452 | | | | |
| Dawa | Moyale | Female | 1,034 | 1,445 | 781 | 1,739 | 441 | 5,440 | 1,676 | 10-Apr-18 | Conflict | During 2018 |
| Dawa | Moyale | Male | 937 | 1,142 | 641 | 1,133 | 618 | 4,471 | | | | |
| Dawa | Moyale | Female | 594 | 906 | 563 | 1,125 | 375 | 3,563 | 1,250 | 20-Apr-18 | Conflict | During 2018 |
| Dawa | Moyale | Male | 531 | 781 | 469 | 1,156 | 344 | 3,281 | | | | |
| Dawa | Moyale | Female | 1,015 | 1,015 | 1,051 | 1,196 | 544 | 4,821 | 1,450 | 05-Aug-18 | Conflict | During 2018 |
| Dawa | Moyale | Male | 653 | 979 | 761 | 1,015 | 435 | 3,843 | | | | |
| Dawa | Moyale | Female | 1,063 | 1,565 | 934 | 1,899 | 532 | 5,993 | 1,998 | 15-Aug-18 | Conflict | During 2018 |
| Dawa | Moyale | Male | 1,068 | 1,630 | 733 | 1,567 | 669 | 5,667 | | | | |
| Dawa | Moyale | Female | 1,288 | 1,803 | 670 | 1,855 | 567 | 6,183 | 2,061 | 13-Nov-18 | Conflict | During 2018 |
| Dawa | Moyale | Male | 979 | 2,009 | 670 | 1,494 | 773 | 5,925 | | | | |
| Dawa | Moyale | Female | 408 | 840 | 657 | 911 | 289 | 3,105 | 900 | 12-Dec-18 | Conflict | During 2018 |
| Dawa | Moyale | Male | 530 | 588 | 450 | 586 | 199 | 2,353 | | | | |
| Dawa | Moyale | Female | 675 | 1,425 | 638 | 1,163 | 413 | 4,314 | 1,500 | 14-Dec-18 | Conflict | During 2018 |
| Dawa | Moyale | Male | 862 | 1,275 | 450 | 1,050 | 563 | 4,200 | | | | |
| Dawa | Mubarak | Female | 239 | 371 | 239 | 530 | 133 | 1,512 | 530 | 16-May-11 | Conflict | Before 2018 |
| Dawa | Mubarak | Male | 318 | 371 | 212 | 451 | 186 | 1,538 | | | | |
| Dawa | Mubarak | Female | 732 | 992 | 631 | 1,421 | 332 | 4,108 | 1,325 | 22-Jul-14 | Conflict | Before 2018 |
| Dawa | Mubarak | Male | 663 | 927 | 497 | 1,190 | 463 | 3,740 | | | | |
| Dawa | Mubarak | Female | 104 | 196 | 104 | 276 | 58 | 738 | 230 | 07-Feb-17 | Conflict | Before 2018 |
| Dawa | Mubarak | Male | 115 | 161 | 81 | 230 | 92 | 679 | | | | |
| Dawa | Mubarak | Female | 33 | 44 | 36 | 52 | 28 | 193 | 55 | 01-Jan-18 | Conflict | During 2018 |
| Dawa | Mubarak | Male | 39 | 33 | 30 | 47 | 28 | 177 | | | | |
| Dawa | Mubarak | Female | 38 | 43 | 28 | 45 | 18 | 172 | 50 | 10-Jul-18 | Conflict | During 2018 |
| Dawa | Mubarak | Male | 15 | 40 | 30 | 33 | 23 | 141 | | | | |
| Dawa | Qadhadhumo | Female | 3,207 | 3,758 | 2,613 | 4,205 | 1,410 | 15,193 | 4,352 | 08-Jul-18 | Conflict | During 2018 |
| Dawa | Qadhadhumo | Male | 2,610 | 3,875 | 2,307 | 3,142 | 1,766 | 13,700 | | | | |
| Dawa | Qadhadhumo | Female | 1,144 | 1,723 | 966 | 2,193 | 456 | 6,482 | 2,133 | 10-Jul-18 | Conflict | During 2018 |
| Dawa | Qadhadhumo | Male | 851 | 1,689 | 885 | 1,822 | 587 | 5,834 | | | | |



International Organization for Migration (IOM)

The UN Migration Agency

ANNEX I : INTERNAL DISPLACEMENTS IN SOMALI REGION AS OF MARCH/APRIL 2019

| Zone | Woreda | Sex | Age Groups | | | | | Total | HHs | Site Open Date | Cause | Duration |
|-------------------|------------|--------|-----------------|-------------------|-----------------|------------------|-----------------|----------------|---------------|----------------|----------|-------------|
| | | | Infants (0-4 y) | Children (5-14 y) | Youth (15-17 y) | Adults (18-59 y) | Elderly (60 +y) | | | | | |
| Dawa | Qadhadhumo | Female | 336 | 470 | 268 | 705 | 101 | 1,880 | 671 | 20-Oct-18 | Conflict | During 2018 |
| Dawa | Qadhadhumo | Male | 268 | 302 | 302 | 470 | 201 | 1,543 | | | | |
| Dawa | Qadhadhumo | Female | 628 | 879 | 628 | 904 | 251 | 3,290 | 1,004 | 12-Dec-18 | Conflict | During 2018 |
| Dawa | Qadhadhumo | Male | 477 | 703 | 402 | 803 | 276 | 2,661 | | | | |
| Dawa | Qadhadhumo | Female | 211 | 365 | 211 | 499 | 134 | 1,420 | 384 | 05-Feb-19 | Conflict | In 2019 |
| Dawa | Qadhadhumo | Male | 154 | 269 | 192 | 403 | 115 | 1,133 | | | | |
| Dawa Total | | | 52,086 | 75,091 | 45,337 | 89,281 | 29,172 | 290,967 | 47,583 | | | |
| Doolo | Boh | Female | 173 | 173 | 198 | 185 | 74 | 803 | 247 | 03-Jan-17 | Drought | Before 2018 |
| Doolo | Boh | Male | 124 | 86 | 173 | 198 | 111 | 692 | | | | |
| Doolo | Boh | Female | 78 | 181 | 155 | 233 | 104 | 751 | 259 | 04-Jan-17 | Drought | Before 2018 |
| Doolo | Boh | Male | 207 | 155 | 168 | 207 | 130 | 867 | | | | |
| Doolo | Boh | Female | 193 | 171 | 141 | 258 | 74 | 837 | 296 | 06-Jan-17 | Drought | Before 2018 |
| Doolo | Boh | Male | 177 | 134 | 206 | 371 | 126 | 1,014 | | | | |
| Doolo | Boh | Female | 365 | 509 | 272 | 619 | 184 | 1,949 | 664 | 08-Jan-17 | Drought | Before 2018 |
| Doolo | Boh | Male | 407 | 493 | 426 | 625 | 169 | 2,120 | | | | |
| Doolo | Danot | Female | 1,168 | 1,137 | 1,006 | 1,304 | 327 | 4,942 | 1,582 | 01-Jan-17 | Drought | Before 2018 |
| Doolo | Danot | Male | 851 | 1,220 | 815 | 1,213 | 655 | 4,754 | | | | |
| Doolo | Danot | Female | 195 | 190 | 156 | 321 | 64 | 926 | 335 | 02-Jan-17 | Drought | Before 2018 |
| Doolo | Danot | Male | 229 | 302 | 184 | 327 | 50 | 1,092 | | | | |
| Doolo | Danot | Female | 586 | 513 | 520 | 759 | 364 | 2,742 | 829 | 05-Jan-17 | Drought | Before 2018 |
| Doolo | Danot | Male | 612 | 364 | 421 | 654 | 294 | 2,345 | | | | |
| Doolo | Danot | Female | 105 | 109 | 94 | 135 | 15 | 458 | 150 | 07-Jan-17 | Drought | Before 2018 |
| Doolo | Danot | Male | 94 | 109 | 79 | 127 | 37 | 446 | | | | |
| Doolo | Danot | Female | 59 | 59 | 59 | 77 | 21 | 275 | 85 | 09-Jan-17 | Drought | Before 2018 |
| Doolo | Danot | Male | 38 | 47 | 64 | 77 | 17 | 243 | | | | |
| Doolo | Danot | Female | 55 | 64 | 68 | 72 | 4 | 263 | 85 | 03-Jun-17 | Drought | Before 2018 |
| Doolo | Danot | Male | 34 | 47 | 64 | 77 | 17 | 239 | | | | |
| Doolo | Daratole | Female | 264 | 210 | 210 | 301 | 137 | 1,122 | 364 | 01-Jan-17 | Drought | Before 2018 |
| Doolo | Daratole | Male | 191 | 244 | 191 | 273 | 164 | 1,063 | | | | |
| Doolo | Daratole | Female | 331 | 380 | 241 | 372 | 93 | 1,417 | 495 | 07-Jan-17 | Drought | Before 2018 |
| Doolo | Daratole | Male | 318 | 433 | 217 | 387 | 201 | 1,556 | | | | |
| Doolo | Daratole | Female | 104 | 130 | 85 | 117 | 13 | 449 | 130 | 08-Jun-17 | Drought | Before 2018 |
| Doolo | Daratole | Male | 72 | 85 | 46 | 91 | 52 | 346 | | | | |
| Doolo | Gal Hamer | Female | 85 | 78 | 85 | 140 | 62 | 450 | 155 | 02-Jan-17 | Drought | Before 2018 |
| Doolo | Gal Hamer | Male | 116 | 70 | 62 | 186 | 70 | 504 | | | | |
| Doolo | Gal Hamer | Female | 293 | 383 | 203 | 338 | 113 | 1,330 | 450 | 12-Jan-17 | Drought | Before 2018 |
| Doolo | Gal Hamer | Male | 383 | 180 | 158 | 473 | 90 | 1,284 | | | | |
| Doolo | Gal Hamer | Female | 438 | 358 | 398 | 716 | 279 | 2,189 | 796 | 24-Oct-18 | Conflict | During 2018 |
| Doolo | Gal Hamer | Male | 478 | 438 | 677 | 756 | 358 | 2,707 | | | | |
| Doolo | Geladin | Female | 701 | 638 | 400 | 1,008 | 286 | 3,033 | 1,060 | 01-Jan-17 | Drought | Before 2018 |
| Doolo | Geladin | Male | 632 | 570 | 485 | 1,129 | 528 | 3,344 | | | | |



International Organization for Migration (IOM)
The UN Migration Agency

ANNEX I : INTERNAL DISPLACEMENTS IN SOMALI REGION AS OF MARCH/APRIL 2019

| Zone | Woreda | Sex | Age Groups | | | | | Total | HHs | Site Open Date | Cause | Duration |
|--------------------|-------------|--------|-----------------|-------------------|-----------------|------------------|-----------------|---------------|---------------|----------------|----------|-------------|
| | | | Infants (0-4 y) | Children (5-14 y) | Youth (15-17 y) | Adults (18-59 y) | Elderly (60 +y) | | | | | |
| Doolo | Geladin | Female | 28 | 43 | 20 | 41 | 13 | 145 | 51 | 02-Jan-17 | Drought | Before 2018 |
| Doolo | Geladin | Male | 33 | 23 | 20 | 66 | 15 | 157 | | | | |
| Doolo | Geladin | Female | 195 | 225 | 165 | 300 | 30 | 915 | 300 | 12-Jan-17 | Drought | Before 2018 |
| Doolo | Geladin | Male | 195 | 210 | 120 | 285 | 75 | 885 | | | | |
| Doolo | Geladin | Female | 77 | 60 | 36 | 95 | 30 | 298 | 119 | 08-Feb-17 | Drought | Before 2018 |
| Doolo | Geladin | Male | 83 | 83 | 77 | 125 | 48 | 416 | | | | |
| Doolo | Geladin | Female | 557 | 464 | 124 | 681 | 217 | 2,043 | 619 | 11-Feb-17 | Drought | Before 2018 |
| Doolo | Geladin | Male | 340 | 217 | 371 | 557 | 248 | 1,733 | | | | |
| Doolo | Geladin | Female | 230 | 169 | 123 | 338 | 138 | 998 | 307 | 18-May-17 | Drought | Before 2018 |
| Doolo | Geladin | Male | 138 | 138 | 138 | 292 | 138 | 844 | | | | |
| Doolo | Geladin | Female | 60 | 75 | 68 | 120 | 23 | 346 | 150 | 28-Jul-17 | Drought | Before 2018 |
| Doolo | Geladin | Male | 113 | 143 | 68 | 143 | 68 | 535 | | | | |
| Doolo | Lahel Yu'Ub | Female | 275 | 595 | 778 | 915 | 46 | 2,609 | 915 | 05-Jan-17 | Drought | Before 2018 |
| Doolo | Lahel Yu'Ub | Male | 320 | 732 | 869 | 869 | 92 | 2,882 | | | | |
| Doolo | Lahel Yu'Ub | Female | 329 | 821 | 600 | 881 | 88 | 2,719 | 945 | 09-Jan-17 | Drought | Before 2018 |
| Doolo | Lahel Yu'Ub | Male | 307 | 866 | 774 | 819 | 119 | 2,885 | | | | |
| Doolo | Lahel Yu'Ub | Female | 31 | 157 | 199 | 209 | 10 | 606 | 209 | 11-Jan-17 | Drought | Before 2018 |
| Doolo | Lahel Yu'Ub | Male | 63 | 157 | 188 | 199 | 31 | 638 | | | | |
| Doolo | Lahel Yu'Ub | Female | 139 | 334 | 473 | 557 | 111 | 1,614 | 557 | 16-Jan-19 | Conflict | In 2019 |
| Doolo | Lahel Yu'Ub | Male | 139 | 390 | 473 | 529 | 139 | 1,670 | | | | |
| Doolo | Warder | Female | 1,127 | 1,109 | 938 | 1,237 | 303 | 4,714 | 1,581 | 01-Jan-17 | Drought | Before 2018 |
| Doolo | Warder | Male | 926 | 1,278 | 733 | 1,246 | 642 | 4,825 | | | | |
| Doolo | Warder | Female | 313 | 313 | 339 | 391 | 130 | 1,486 | 521 | 02-Jan-17 | Drought | Before 2018 |
| Doolo | Warder | Male | 391 | 313 | 234 | 521 | 182 | 1,641 | | | | |
| Doolo | Warder | Female | 470 | 561 | 339 | 502 | 184 | 2,056 | 688 | 03-Jan-17 | Drought | Before 2018 |
| Doolo | Warder | Male | 451 | 451 | 398 | 638 | 138 | 2,076 | | | | |
| Doolo | Warder | Female | 448 | 192 | 384 | 640 | 224 | 1,888 | 640 | 04-Jan-17 | Drought | Before 2018 |
| Doolo | Warder | Male | 512 | 576 | 128 | 544 | 192 | 1,952 | | | | |
| Doolo | Warder | Female | 195 | 270 | 135 | 240 | 45 | 885 | 300 | 05-Jan-17 | Drought | Before 2018 |
| Doolo | Warder | Male | 210 | 240 | 120 | 240 | 105 | 915 | | | | |
| Doolo | Warder | Female | 263 | 245 | 228 | 315 | 175 | 1,226 | 350 | 06-Jan-17 | Drought | Before 2018 |
| Doolo | Warder | Male | 175 | 122 | 175 | 263 | 158 | 893 | | | | |
| Doolo | Warder | Female | 47 | 111 | 71 | 134 | 24 | 387 | 158 | 01-Sep-17 | Drought | Before 2018 |
| Doolo | Warder | Male | 55 | 158 | 111 | 190 | 55 | 569 | | | | |
| Doolo Total | | | 19,391 | 22,101 | 18,744 | 29,248 | 9,519 | 99,003 | 16,392 | | | |
| Erer | Lagahida | Female | 86 | 69 | 69 | 115 | 17 | 356 | 115 | 14-May-14 | Conflict | Before 2018 |
| Erer | Lagahida | Male | 69 | 63 | 81 | 104 | 17 | 334 | | | | |
| Erer | Lagahida | Female | 274 | 332 | 235 | 391 | 78 | 1,310 | 391 | 25-Dec-14 | Conflict | Before 2018 |
| Erer | Lagahida | Male | 137 | 293 | 156 | 371 | 59 | 1,016 | | | | |



International Organization for Migration (IOM)
The UN Migration Agency

ANNEX I : INTERNAL DISPLACEMENTS IN SOMALI REGION AS OF MARCH/APRIL 2019

| Zone | Woreda | Sex | Age Groups | | | | | Total | HHs | Site Open Date | Cause | Duration |
|-------------------|------------|--------|-----------------|-------------------|-----------------|------------------|-----------------|---------------|--------------|----------------|----------|-------------|
| | | | Infants (0-4 y) | Children (5-14 y) | Youth (15-17 y) | Adults (18-59 y) | Elderly (60 +y) | | | | | |
| Erer | Lagahida | Female | 124 | 140 | 70 | 147 | 31 | 512 | 155 | 29-May-17 | Conflict | Before 2018 |
| Erer | Lagahida | Male | 78 | 140 | 47 | 132 | 23 | 420 | | | | |
| Erer | Lagahida | Female | 90 | 147 | 130 | 147 | 16 | 530 | 163 | 03-Jun-17 | Drought | Before 2018 |
| Erer | Lagahida | Male | 73 | 114 | 90 | 155 | 16 | 448 | | | | |
| Erer | Lagahida | Female | 644 | 901 | 721 | 979 | 155 | 3,400 | 1,030 | 10-Nov-17 | Conflict | Before 2018 |
| Erer | Lagahida | Male | 412 | 747 | 515 | 979 | 129 | 2,782 | | | | |
| Erer | Lagahida | Female | 101 | 194 | 70 | 140 | 23 | 528 | 155 | 13-Dec-17 | Conflict | Before 2018 |
| Erer | Lagahida | Male | 47 | 132 | 62 | 140 | 16 | 397 | | | | |
| Erer | Lagahida | Female | 26 | 36 | 24 | 40 | 2 | 128 | 40 | 27-Feb-18 | Conflict | During 2018 |
| Erer | Lagahida | Male | 26 | 22 | 22 | 38 | 2 | 110 | | | | |
| Erer | Mayamuluqo | Female | 150 | 112 | 122 | 187 | 9 | 580 | 187 | 08-Feb-17 | Conflict | Before 2018 |
| Erer | Mayamuluqo | Male | 131 | 122 | 131 | 168 | 37 | 589 | | | | |
| Erer | Mayamuluqo | Female | 813 | 690 | 622 | 1,080 | 119 | 3,324 | 1,059 | 11-Feb-17 | Conflict | Before 2018 |
| Erer | Mayamuluqo | Male | 686 | 688 | 720 | 914 | 252 | 3,260 | | | | |
| Erer | Mayamuluqo | Female | 132 | 149 | 50 | 157 | 25 | 513 | 165 | 15-Dec-17 | Conflict | Before 2018 |
| Erer | Mayamuluqo | Male | 99 | 157 | 41 | 157 | 25 | 479 | | | | |
| Erer | Qubi | Female | 62 | 119 | 43 | 90 | 14 | 328 | 95 | 20-Jul-14 | Conflict | Before 2018 |
| Erer | Qubi | Male | 29 | 81 | 38 | 86 | 10 | 244 | | | | |
| Erer | Qubi | Female | 1,161 | 1,316 | 960 | 1,655 | 259 | 5,351 | 1,696 | 01-Oct-16 | Conflict | Before 2018 |
| Erer | Qubi | Male | 873 | 1,230 | 973 | 1,522 | 230 | 4,828 | | | | |
| Erer | Qubi | Female | 101 | 165 | 146 | 165 | 18 | 595 | 183 | 19-Jul-17 | Conflict | Before 2018 |
| Erer | Qubi | Male | 82 | 128 | 101 | 174 | 18 | 503 | | | | |
| Erer | Qubi | Female | 25 | 41 | 36 | 41 | 5 | 148 | 45 | 20-Jul-17 | Drought | Before 2018 |
| Erer | Qubi | Male | 20 | 31 | 25 | 43 | 2 | 121 | | | | |
| Erer | Salahad | Female | 240 | 357 | 249 | 384 | 61 | 1,291 | 404 | 14-Apr-14 | Conflict | Before 2018 |
| Erer | Salahad | Male | 167 | 335 | 228 | 381 | 23 | 1,134 | | | | |
| Erer | Salahad | Female | 132 | 240 | 120 | 276 | 48 | 816 | 240 | 25-Dec-15 | Conflict | Before 2018 |
| Erer | Salahad | Male | 72 | 156 | 132 | 228 | 36 | 624 | | | | |
| Erer | Salahad | Female | 143 | 274 | 107 | 226 | 24 | 774 | 238 | 10-Jan-17 | Conflict | Before 2018 |
| Erer | Salahad | Male | 119 | 202 | 83 | 226 | 12 | 642 | | | | |
| Erer | Salahad | Female | 116 | 160 | 116 | 178 | 18 | 588 | 178 | 10-Feb-17 | Conflict | Before 2018 |
| Erer | Salahad | Male | 116 | 98 | 89 | 169 | 9 | 481 | | | | |
| Erer | Salahad | Female | 78 | 113 | 99 | 134 | 21 | 445 | 141 | 12-Apr-17 | Conflict | Before 2018 |
| Erer | Salahad | Male | 71 | 99 | 92 | 127 | 14 | 403 | | | | |
| Erer | Salahad | Female | 110 | 184 | 138 | 175 | 28 | 635 | 184 | 12-Oct-17 | Conflict | Before 2018 |
| Erer | Salahad | Male | 64 | 166 | 64 | 147 | 18 | 459 | | | | |
| Erer Total | | | 7,979 | 10,743 | 7,817 | 12,968 | 1,919 | 41,426 | 6,864 | | | |
| Fafan | Babile | Female | 385 | 665 | 525 | 700 | 105 | 2,380 | 700 | 25-Jan-13 | Conflict | Before 2018 |
| Fafan | Babile | Male | 210 | 490 | 315 | 700 | 70 | 1,785 | | | | |
| Fafan | Babile | Female | 10 | 238 | 176 | 217 | 31 | 672 | 207 | 01-Mar-14 | Conflict | Before 2018 |
| Fafan | Babile | Male | 10 | 207 | 155 | 217 | 21 | 610 | | | | |
| Fafan | Babile | Female | 141 | 206 | 154 | 257 | 64 | 822 | 257 | 10-May-14 | Conflict | Before 2018 |
| Fafan | Babile | Male | 180 | 193 | 141 | 231 | 51 | 796 | | | | |



International Organization for Migration (IOM)
The UN Migration Agency

ANNEX I : INTERNAL DISPLACEMENTS IN SOMALI REGION AS OF MARCH/APRIL 2019

| Zone | Woreda | Sex | Age Groups | | | | | Total | HHs | Site Open Date | Cause | Duration |
|-------|--------|--------|-----------------|-------------------|-----------------|------------------|-----------------|--------|-------|----------------|----------|-------------|
| | | | Infants (0-4 y) | Children (5-14 y) | Youth (15-17 y) | Adults (18-59 y) | Elderly (60 +y) | | | | | |
| Fafan | Babile | Female | 213 | 182 | 198 | 289 | 61 | 943 | 304 | 08-Jun-14 | Conflict | Before 2018 |
| Fafan | Babile | Male | 182 | 122 | 258 | 289 | 76 | 927 | | | | |
| Fafan | Babile | Female | 148 | 296 | 167 | 352 | 56 | 1,019 | 370 | 01-Sep-14 | Conflict | Before 2018 |
| Fafan | Babile | Male | 241 | 259 | 296 | 352 | 74 | 1,222 | | | | |
| Fafan | Babile | Female | 1,923 | 5,218 | 4,120 | 4,806 | 1,236 | 17,303 | 5,493 | 10-Aug-16 | Conflict | Before 2018 |
| Fafan | Babile | Male | 1,923 | 4,806 | 3,570 | 4,806 | 687 | 15,792 | | | | |
| Fafan | Babile | Female | 270 | 540 | 459 | 540 | 81 | 1,890 | 540 | 25-Jan-17 | Conflict | Before 2018 |
| Fafan | Babile | Male | 135 | 432 | 324 | 540 | 81 | 1,512 | | | | |
| Fafan | Babile | Female | 389 | 487 | 454 | 649 | 130 | 2,109 | 649 | 11-Feb-17 | Conflict | Before 2018 |
| Fafan | Babile | Male | 292 | 487 | 292 | 649 | 65 | 1,785 | | | | |
| Fafan | Babile | Female | 4,872 | 7,714 | 6,293 | 7,917 | 1,624 | 28,420 | 8,120 | 25-Sep-17 | Conflict | Before 2018 |
| Fafan | Babile | Male | 2,639 | 5,481 | 4,263 | 7,917 | 1,015 | 21,315 | | | | |
| Fafan | Babile | Female | 850 | 1,850 | 1,550 | 1,950 | 350 | 6,550 | 2,000 | 06-Jun-18 | Conflict | During 2018 |
| Fafan | Babile | Male | 650 | 1,550 | 1,200 | 1,850 | 300 | 5,550 | | | | |
| Fafan | Babile | Female | 855 | 540 | 495 | 900 | 135 | 2,925 | 900 | 12-Jun-18 | Conflict | During 2018 |
| Fafan | Babile | Male | 540 | 720 | 405 | 855 | 90 | 2,610 | | | | |
| Fafan | Babile | Female | 118 | 280 | 221 | 280 | 74 | 973 | 295 | 19-Jan-19 | Conflict | In 2019 |
| Fafan | Babile | Male | 89 | 221 | 192 | 251 | 44 | 797 | | | | |
| Fafan | Babile | Female | 175 | 198 | 128 | 221 | 35 | 757 | 233 | 22-Jan-19 | Conflict | In 2019 |
| Fafan | Babile | Male | 151 | 151 | 105 | 210 | 23 | 640 | | | | |
| Fafan | Babile | Female | 231 | 439 | 404 | 462 | 23 | 1,559 | 462 | 26-Jan-19 | Conflict | In 2019 |
| Fafan | Babile | Male | 104 | 370 | 289 | 439 | 11 | 1,213 | | | | |
| Fafan | Babile | Female | 160 | 337 | 302 | 355 | 53 | 1,207 | 355 | 27-Jan-19 | Conflict | In 2019 |
| Fafan | Babile | Male | 124 | 284 | 195 | 337 | 36 | 976 | | | | |
| Fafan | Babile | Female | 400 | 376 | 141 | 470 | 94 | 1,481 | 470 | 28-Jan-19 | Conflict | In 2019 |
| Fafan | Babile | Male | 259 | 376 | 282 | 423 | 71 | 1,411 | | | | |
| Fafan | Gursum | Female | 615 | 1,078 | 1,205 | 1,276 | 222 | 4,396 | 1,276 | 11-Sep-17 | Conflict | Before 2018 |
| Fafan | Gursum | Male | 292 | 1,024 | 829 | 1,151 | 192 | 3,488 | | | | |
| Fafan | Gursum | Female | 151 | 213 | 238 | 251 | 25 | 878 | 251 | 13-Sep-17 | Conflict | Before 2018 |
| Fafan | Gursum | Male | 50 | 188 | 188 | 251 | 13 | 690 | | | | |
| Fafan | Gursum | Female | 685 | 1,190 | 1,048 | 1,247 | 164 | 4,334 | 1,283 | 14-Sep-17 | Conflict | Before 2018 |
| Fafan | Gursum | Male | 428 | 870 | 919 | 1,247 | 93 | 3,557 | | | | |
| Fafan | Gursum | Female | 33 | 47 | 52 | 52 | 11 | 195 | 55 | 15-Sep-17 | Conflict | Before 2018 |
| Fafan | Gursum | Male | 14 | 41 | 30 | 50 | 6 | 141 | | | | |
| Fafan | Gursum | Female | 196 | 271 | 196 | 286 | 45 | 994 | 301 | 19-Oct-17 | Conflict | Before 2018 |
| Fafan | Gursum | Male | 75 | 226 | 181 | 271 | 30 | 783 | | | | |
| Fafan | Gursum | Female | 154 | 266 | 266 | 266 | 56 | 1,008 | 280 | 29-May-18 | Conflict | During 2018 |
| Fafan | Gursum | Male | 56 | 238 | 182 | 252 | 28 | 756 | | | | |
| Fafan | Gursum | Female | 47 | 89 | 80 | 94 | 14 | 324 | 94 | 05-Jun-18 | Conflict | During 2018 |
| Fafan | Gursum | Male | 38 | 66 | 42 | 89 | 14 | 249 | | | | |



International Organization for Migration (IOM)
The UN Migration Agency

ANNEX I : INTERNAL DISPLACEMENTS IN SOMALI REGION AS OF MARCH/APRIL 2019

| Zone | Woreda | Sex | Age Groups | | | | | Total | HHs | Site Open Date | Cause | Duration |
|--------------------|----------------------------|--------|-----------------|-------------------|-----------------|------------------|-----------------|----------------|---------------|----------------|----------|-------------|
| | | | Infants (0-4 y) | Children (5-14 y) | Youth (15-17 y) | Adults (18-59 y) | Elderly (60 +y) | | | | | |
| Fafan | Gursum | Female | 193 | 436 | 329 | 428 | 50 | 1,436 | | | | |
| Fafan | Gursum | Male | 132 | 325 | 286 | 428 | 40 | 1,211 | 428 | 08-Jun-18 | Conflict | During 2018 |
| Fafan | Gursum | Female | 48 | 68 | 56 | 76 | 16 | 264 | | | | |
| Fafan | Gursum | Male | 20 | 60 | 40 | 76 | 12 | 208 | 80 | 10-Jun-18 | Conflict | During 2018 |
| Fafan | Gursum | Female | 79 | 166 | 149 | 158 | 18 | 570 | | | | |
| Fafan | Gursum | Male | 44 | 140 | 114 | 158 | 26 | 482 | 175 | 12-Jun-18 | Conflict | During 2018 |
| Fafan | Hareshen | Female | 38 | 85 | 64 | 85 | 17 | 289 | | | | |
| Fafan | Hareshen | Male | 21 | 77 | 34 | 77 | 9 | 218 | 85 | 19-Jan-17 | Drought | Before 2018 |
| Fafan | Jijiga City Administration | Female | 239 | 451 | 451 | 530 | 106 | 1,777 | | | | |
| Fafan | Jijiga City Administration | Male | 186 | 292 | 398 | 530 | 27 | 1,433 | 530 | 15-Jul-18 | Conflict | During 2018 |
| Fafan | Jijiga | Female | 39 | 121 | 82 | 97 | 15 | 354 | | | | |
| Fafan | Jijiga | Male | 15 | 92 | 39 | 78 | 10 | 234 | 97 | 18-Apr-18 | Conflict | During 2018 |
| Fafan | Jijiga | Female | 159 | 275 | 159 | 289 | 43 | 925 | | | | |
| Fafan | Jijiga | Male | 130 | 260 | 116 | 260 | 29 | 795 | 289 | 11-Jun-18 | Conflict | During 2018 |
| Fafan | Jijiga | Female | 75 | 210 | 98 | 150 | 23 | 556 | | | | |
| Fafan | Jijiga | Male | 45 | 128 | 60 | 120 | 15 | 368 | 150 | 15-Jun-18 | Conflict | During 2018 |
| Fafan | Kebribeyah | Female | 660 | 1,320 | 726 | 1,254 | 198 | 4,158 | | | | |
| Fafan | Kebribeyah | Male | 627 | 1,188 | 594 | 1,254 | 66 | 3,729 | 1,320 | 01-Jan-97 | Drought | Before 2018 |
| Fafan | Tuliguled | Female | 288 | 396 | 198 | 378 | 144 | 1,404 | | | | |
| Fafan | Tuliguled | Male | 126 | 270 | 54 | 216 | 90 | 756 | 360 | 02-Feb-13 | Conflict | Before 2018 |
| Fafan | Tuliguled | Female | 3,946 | 5,524 | 4,735 | 5,997 | 631 | 20,833 | | | | |
| Fafan | Tuliguled | Male | 2,210 | 5,050 | 3,788 | 5,840 | 631 | 17,519 | 6,313 | 01-May-14 | Conflict | Before 2018 |
| Fafan | Tuliguled | Female | 210 | 105 | 105 | 270 | 45 | 735 | | | | |
| Fafan | Tuliguled | Male | 210 | 240 | 225 | 285 | 45 | 1,005 | 300 | 15-Apr-17 | Conflict | Before 2018 |
| Fafan | Tuliguled | Female | 998 | 1,388 | 1,518 | 1,735 | 174 | 5,813 | | | | |
| Fafan | Tuliguled | Male | 651 | 1,301 | 1,215 | 1,648 | 87 | 4,902 | 1,735 | 10-Sep-17 | Conflict | Before 2018 |
| Fafan | Tuliguled | Female | 162 | 270 | 72 | 360 | 54 | 918 | | | | |
| Fafan | Tuliguled | Male | 306 | 288 | 234 | 342 | 54 | 1,224 | 360 | 18-Sep-17 | Conflict | Before 2018 |
| Fafan | Tuliguled | Female | 259 | 492 | 414 | 518 | 78 | 1,761 | | | | |
| Fafan | Tuliguled | Male | 130 | 389 | 337 | 466 | 52 | 1,374 | 518 | 19-Jun-18 | Conflict | During 2018 |
| Fafan | Tuliguled | Female | 135 | 270 | 285 | 270 | 45 | 1,005 | | | | |
| Fafan | Tuliguled | Male | 105 | 240 | 195 | 285 | 45 | 870 | 300 | 07-Jul-18 | Conflict | During 2018 |
| Fafan | Tuliguled | Female | 726 | 920 | 726 | 920 | 145 | 3,437 | | | | |
| Fafan | Tuliguled | Male | 242 | 678 | 629 | 920 | 48 | 2,517 | 968 | 15-Aug-18 | Conflict | During 2018 |
| Fafan | Tuliguled | Female | 300 | 600 | 420 | 600 | 90 | 2,010 | | | | |
| Fafan | Tuliguled | Male | 180 | 450 | 330 | 600 | 30 | 1,590 | 600 | 27-Jan-19 | Conflict | In 2019 |
| Fafan Total | | | 35,637 | 66,087 | 52,800 | 74,912 | 10,988 | 240,424 | 39,503 | | | |



International Organization for Migration (IOM)
The UN Migration Agency

ANNEX I : INTERNAL DISPLACEMENTS IN SOMALI REGION AS OF MARCH/APRIL 2019

| Zone | Woreda | Sex | Age Groups | | | | | Total | HHs | Site Open Date | Cause | Duration |
|--------------------|-----------|--------|-----------------|-------------------|-----------------|------------------|-----------------|---------------|--------------|----------------|----------------|-------------|
| | | | Infants (0-4 y) | Children (5-14 y) | Youth (15-17 y) | Adults (18-59 y) | Elderly (60 +y) | | | | | |
| Jarar | Aware | Female | 340 | 437 | 170 | 485 | 97 | 1,529 | 485 | 15-Feb-17 | Drought | Before 2018 |
| Jarar | Aware | Male | 267 | 412 | 194 | 437 | 73 | 1,383 | | | | |
| Jarar | Aware | Female | 187 | 274 | 72 | 288 | 58 | 879 | 288 | 25-Jun-17 | Drought | Before 2018 |
| Jarar | Aware | Male | 187 | 245 | 130 | 259 | 29 | 850 | | | | |
| Jarar | Bil'ilbur | Female | 296 | 362 | 149 | 400 | 90 | 1,297 | 416 | 10-May-17 | Drought | Before 2018 |
| Jarar | Bil'ilbur | Male | 248 | 355 | 165 | 374 | 74 | 1,216 | | | | |
| Jarar | Daror | Female | 386 | 386 | 193 | 482 | 121 | 1,568 | 482 | 05-Feb-17 | Drought | Before 2018 |
| Jarar | Daror | Male | 241 | 386 | 193 | 434 | 72 | 1,326 | | | | |
| Jarar | Daror | Female | 240 | 304 | 112 | 304 | 48 | 1,008 | 320 | 29-Mar-17 | Drought | Before 2018 |
| Jarar | Daror | Male | 160 | 288 | 176 | 272 | 32 | 928 | | | | |
| Jarar | Daror | Female | 108 | 102 | 30 | 114 | 18 | 372 | 120 | 01-May-17 | Drought | Before 2018 |
| Jarar | Daror | Male | 72 | 90 | 48 | 114 | 24 | 348 | | | | |
| Jarar | Degehabur | Female | 223 | 267 | 119 | 282 | 45 | 936 | 297 | 02-Mar-17 | Drought | Before 2018 |
| Jarar | Degehabur | Male | 223 | 223 | 104 | 282 | 15 | 847 | | | | |
| Jarar | Degehabur | Female | 39 | 39 | 14 | 46 | 12 | 150 | 46 | 14-Dec-18 | Conflict | During 2018 |
| Jarar | Degehabur | Male | 28 | 32 | 16 | 44 | 7 | 127 | | | | |
| Jarar | Dig | Female | 371 | 504 | 265 | 530 | 80 | 1,750 | 530 | 14-Apr-17 | Drought | Before 2018 |
| Jarar | Dig | Male | 292 | 451 | 80 | 504 | 106 | 1,433 | | | | |
| Jarar | Gashamo | Female | 303 | 523 | 303 | 550 | 83 | 1,762 | 550 | 02-Jan-17 | Drought | Before 2018 |
| Jarar | Gashamo | Male | 248 | 495 | 220 | 495 | 55 | 1,513 | | | | |
| Jarar | Gashamo | Female | 197 | 787 | 623 | 656 | 66 | 2,329 | 656 | 04-Jan-17 | Drought | Before 2018 |
| Jarar | Gashamo | Male | 164 | 689 | 328 | 525 | 98 | 1,804 | | | | |
| Jarar | Gashamo | Female | 1,063 | 875 | 375 | 1,219 | 250 | 3,782 | 1,250 | 10-Jan-17 | Drought | Before 2018 |
| Jarar | Gashamo | Male | 781 | 1,000 | 531 | 1,188 | 219 | 3,719 | | | | |
| Jarar | Gashamo | Female | 221 | 331 | 110 | 350 | 110 | 1,122 | 368 | 12-Jan-17 | Drought | Before 2018 |
| Jarar | Gashamo | Male | 239 | 294 | 147 | 331 | 74 | 1,085 | | | | |
| Jarar | Gashamo | Female | 275 | 770 | 358 | 550 | 83 | 2,036 | 550 | 19-Jan-17 | Drought | Before 2018 |
| Jarar | Gashamo | Male | 165 | 468 | 220 | 440 | 55 | 1,348 | | | | |
| Jarar | Gunagado | Female | 455 | 488 | 227 | 650 | 163 | 1,983 | 650 | 18-Apr-17 | Drought | Before 2018 |
| Jarar | Gunagado | Male | 390 | 585 | 260 | 585 | 98 | 1,918 | | | | |
| Jarar | Gunagado | Female | 48 | 76 | 52 | 80 | 12 | 268 | 80 | 23-Apr-17 | Drought | Before 2018 |
| Jarar | Gunagado | Male | 40 | 56 | 28 | 80 | 8 | 212 | | | | |
| Jarar | Yoale | Female | 38 | 41 | 20 | 46 | 15 | 160 | 51 | 05-Feb-17 | Drought | Before 2018 |
| Jarar | Yoale | Male | 38 | 33 | 15 | 51 | 8 | 145 | | | | |
| Jarar Total | | | 8,573 | 12,668 | 6,047 | 13,447 | 2,398 | 43,133 | 7,139 | | | |
| Korahe | Bodaley | Female | 29 | 35 | 41 | 52 | 15 | 172 | 58 | 15-Feb-17 | Drought | Before 2018 |
| Korahe | Bodaley | Male | 32 | 44 | 32 | 46 | 15 | 169 | | | | |
| Korahe | Debeweyin | Female | 106 | 106 | 91 | 151 | 38 | 492 | 151 | 01-Jan-17 | Drought | Before 2018 |
| Korahe | Debeweyin | Male | 83 | 113 | 83 | 143 | 15 | 437 | | | | |
| Korahe | Debeweyin | Female | 94 | 120 | 111 | 171 | 43 | 539 | 171 | 10-Jan-17 | Drought | Before 2018 |
| Korahe | Debeweyin | Male | 86 | 120 | 120 | 154 | 17 | 497 | | | | |
| Korahe | Debeweyin | Female | 50 | 63 | 66 | 94 | 21 | 294 | 94 | 04-May-18 | Seasonal Flood | During 2018 |
| Korahe | Debeweyin | Male | 59 | 63 | 55 | 89 | 9 | 275 | | | | |
| Korahe | El-ogaden | Female | 58 | 67 | 48 | 91 | 29 | 293 | 96 | 02-Apr-17 | Drought | Before 2018 |
| Korahe | El-ogaden | Male | 48 | 67 | 62 | 86 | 10 | 273 | | | | |
| Korahe | El-ogaden | Female | 22 | 22 | 20 | 35 | 7 | 106 | 37 | 07-Apr-17 | Drought | Before 2018 |
| Korahe | El-ogaden | Male | 24 | 22 | 24 | 33 | 6 | 109 | | | | |
| Korahe | Goglo | Female | 42 | 46 | 58 | 83 | 21 | 250 | 83 | 03-Jan-17 | Drought | Before 2018 |
| Korahe | Goglo | Male | 46 | 54 | 50 | 83 | 12 | 245 | | | | |
| Korahe | Goglo | Female | 68 | 63 | 73 | 97 | 19 | 320 | 97 | 07-Jan-17 | Drought | Before 2018 |
| Korahe | Goglo | Male | 58 | 73 | 44 | 92 | 15 | 282 | | | | |



International Organization for Migration (IOM)
The UN Migration Agency

ANNEX I : INTERNAL DISPLACEMENTS IN SOMALI REGION AS OF MARCH/APRIL 2019

| Zone | Woreda | Sex | Age Groups | | | | | Total | HHs | Site Open Date | Cause | Duration |
|---------------------|----------------|--------|-----------------|-------------------|-----------------|------------------|-----------------|---------------|--------------|----------------|-------------|-------------|
| | | | Infants (0-4 y) | Children (5-14 y) | Youth (15-17 y) | Adults (18-59 y) | Elderly (60 +y) | | | | | |
| Korahe | Goglo | Female | 78 | 112 | 115 | 157 | 44 | 506 | 160 | 17-Jan-17 | Drought | Before 2018 |
| Korahe | Goglo | Male | 90 | 111 | 101 | 149 | 32 | 483 | | | | |
| Korahe | Higlolay | Female | 23 | 36 | 33 | 48 | 18 | 158 | 51 | 21-Jun-17 | Drought | Before 2018 |
| Korahe | Higlolay | Male | 31 | 38 | 33 | 46 | 5 | 153 | | | | |
| Korahe | Kebridehar | Female | 78 | 157 | 192 | 224 | 39 | 690 | 227 | 01-Jan-17 | Drought | Before 2018 |
| Korahe | Kebridehar | Male | 64 | 166 | 234 | 221 | 29 | 714 | | | | |
| Korahe | Kebridehar | Female | 30 | 48 | 102 | 120 | 18 | 318 | 120 | 13-Jan-17 | Drought | Before 2018 |
| Korahe | Kebridehar | Male | 30 | 102 | 120 | 120 | 24 | 396 | | | | |
| Korahe | Kebridehar | Female | 26 | 93 | 77 | 103 | 5 | 304 | 103 | 17-Jan-17 | Drought | Before 2018 |
| Korahe | Kebridehar | Male | 31 | 93 | 88 | 88 | 10 | 310 | | | | |
| Korahe | Kebridehar | Female | 17 | 34 | 41 | 48 | 2 | 142 | 48 | 01-May-17 | Drought | Before 2018 |
| Korahe | Kebridehar | Male | 14 | 34 | 46 | 46 | 5 | 145 | | | | |
| Korahe | Kebridehar | Female | 181 | 335 | 568 | 516 | 52 | 1,652 | 516 | 14-May-17 | Flash Flood | Before 2018 |
| Korahe | Kebridehar | Male | 103 | 361 | 490 | 464 | 77 | 1,495 | | | | |
| Korahe | Laasdthankayre | Female | 17 | 29 | 27 | 32 | 10 | 115 | 38 | 15-Jun-17 | Drought | Before 2018 |
| Korahe | Laasdthankayre | Male | 15 | 29 | 27 | 27 | 13 | 111 | | | | |
| Korahe | Marsin | Female | 89 | 302 | 284 | 355 | 18 | 1,048 | 355 | 15-Jan-17 | Drought | Before 2018 |
| Korahe | Marsin | Male | 36 | 284 | 408 | 337 | 18 | 1,083 | | | | |
| Korahe | Marsin | Female | 7 | 31 | 31 | 34 | - | 103 | 36 | 19-Jan-17 | Drought | Before 2018 |
| Korahe | Marsin | Male | 5 | 36 | 34 | 36 | 4 | 115 | | | | |
| Korahe | Marsin | Female | 85 | 516 | 546 | 629 | 63 | 1,839 | 629 | 20-Jan-17 | Drought | Before 2018 |
| Korahe | Marsin | Male | 177 | 514 | 607 | 618 | 73 | 1,989 | | | | |
| Korahe | Marsin | Female | 10 | 29 | 43 | 48 | 5 | 135 | 48 | 20-Apr-17 | Drought | Before 2018 |
| Korahe | Marsin | Male | 12 | 38 | 46 | 48 | 10 | 154 | | | | |
| Korahe | Shekosh | Female | 36 | 45 | 42 | 60 | 12 | 195 | 60 | 25-Jun-17 | Drought | Before 2018 |
| Korahe | Shekosh | Male | 36 | 42 | 27 | 57 | 6 | 168 | | | | |
| Korahe | Shilabo | Female | 131 | 198 | 167 | 271 | 87 | 854 | 294 | 01-Jan-17 | Drought | Before 2018 |
| Korahe | Shilabo | Male | 137 | 237 | 167 | 248 | 62 | 851 | | | | |
| Korahe | Shilabo | Female | 38 | 76 | 55 | 87 | 27 | 283 | 109 | 07-Jan-17 | Drought | Before 2018 |
| Korahe | Shilabo | Male | 33 | 76 | 65 | 87 | 60 | 321 | | | | |
| Korahe | Shilabo | Female | 19 | 34 | 29 | 40 | 4 | 126 | 42 | 18-Jan-17 | Drought | Before 2018 |
| Korahe | Shilabo | Male | 21 | 34 | 29 | 38 | 15 | 137 | | | | |
| Korahe Total | | | 2,605 | 5,348 | 5,852 | 6,902 | 1,139 | 21,846 | 3,623 | | | |
| Liben | Deka Seftu | Female | 294 | 252 | 252 | 294 | 231 | 1,323 | 420 | 05-Mar-16 | Conflict | Before 2018 |
| Liben | Deka Seftu | Male | 273 | 210 | 231 | 273 | 231 | 1,218 | | | | |
| Liben | Deka Seftu | Female | 33 | 25 | 30 | 30 | 28 | 146 | 50 | 16-May-16 | Conflict | Before 2018 |
| Liben | Deka Seftu | Male | 35 | 33 | 30 | 23 | 23 | 144 | | | | |
| Liben | Deka Seftu | Female | 316 | 267 | 316 | 316 | 243 | 1,458 | 486 | 10-Jun-16 | Conflict | Before 2018 |
| Liben | Deka Seftu | Male | 365 | 243 | 243 | 267 | 316 | 1,434 | | | | |
| Liben | Deka Seftu | Female | 140 | 210 | 140 | 98 | 168 | 756 | 280 | 28-Jun-16 | Conflict | Before 2018 |
| Liben | Deka Seftu | Male | 196 | 196 | 168 | 126 | 98 | 784 | | | | |
| Liben | Deka Seftu | Female | 420 | 360 | 270 | 420 | 360 | 1,830 | 600 | 10-Jul-16 | Conflict | Before 2018 |
| Liben | Deka Seftu | Male | 420 | 330 | 300 | 330 | 300 | 1,680 | | | | |
| Liben | Deka Seftu | Female | 35 | 56 | 39 | 32 | 42 | 204 | 70 | 15-Jul-16 | Conflict | Before 2018 |
| Liben | Deka Seftu | Male | 49 | 46 | 39 | 32 | 28 | 194 | | | | |
| Liben | Deka Seftu | Female | 315 | 293 | 248 | 315 | 248 | 1,419 | 450 | 13-Aug-17 | Conflict | Before 2018 |
| Liben | Deka Seftu | Male | 293 | 225 | 270 | 248 | 270 | 1,306 | | | | |
| Liben | Deka Seftu | Female | 524 | 518 | 523 | 468 | 376 | 2,409 | 823 | 03-Sep-17 | Conflict | Before 2018 |
| Liben | Deka Seftu | Male | 619 | 547 | 363 | 272 | 502 | 2,303 | | | | |



ANNEX I : INTERNAL DISPLACEMENTS IN SOMALI REGION AS OF MARCH/APRIL 2019

| Zone | Woreda | Sex | Age Groups | | | | | Total | HHs | Site Open Date | Cause | Duration |
|-------|------------|--------|-----------------|-------------------|-----------------|------------------|-----------------|-------|-------|----------------|----------|-------------|
| | | | Infants (0-4 y) | Children (5-14 y) | Youth (15-17 y) | Adults (18-59 y) | Elderly (60 +y) | | | | | |
| Liben | Deka Seftu | Female | 701 | 701 | 540 | 782 | 593 | 3,317 | | | | |
| Liben | Deka Seftu | Male | 782 | 620 | 647 | 620 | 540 | 3,209 | 1,079 | 05-Oct-17 | Conflict | Before 2018 |
| Liben | Deka Seftu | Female | 73 | 61 | 67 | 91 | 73 | 365 | | | | |
| Liben | Deka Seftu | Male | 79 | 61 | 67 | 67 | 73 | 347 | 121 | 05-Jun-18 | Conflict | During 2018 |
| Liben | Deka Seftu | Female | 47 | 37 | 47 | 55 | 44 | 230 | | | | |
| Liben | Deka Seftu | Male | 55 | 40 | 44 | 33 | 40 | 212 | 73 | 21-Jul-18 | Conflict | During 2018 |
| Liben | Deka Seftu | Female | 68 | 63 | 57 | 86 | 74 | 348 | | | | |
| Liben | Deka Seftu | Male | 80 | 57 | 57 | 74 | 63 | 331 | 114 | 23-Aug-18 | Conflict | During 2018 |
| Liben | Deka Seftu | Female | 21 | 21 | 16 | 21 | 22 | 101 | | | | |
| Liben | Deka Seftu | Male | 24 | 16 | 14 | 18 | 19 | 91 | 32 | 15-Sep-18 | Conflict | During 2018 |
| Liben | Deka Seftu | Female | 43 | 43 | 37 | 40 | 37 | 200 | | | | |
| Liben | Deka Seftu | Male | 40 | 37 | 34 | 31 | 34 | 176 | 62 | 01-Jan-19 | Conflict | In 2019 |
| Liben | Deka Seftu | Female | 132 | 95 | 104 | 142 | 104 | 577 | | | | |
| Liben | Deka Seftu | Male | 151 | 104 | 104 | 104 | 95 | 558 | 189 | 10-Feb-19 | Conflict | In 2019 |
| Liben | Deka Seftu | Female | 59 | 45 | 45 | 63 | 45 | 257 | | | | |
| Liben | Deka Seftu | Male | 63 | 54 | 50 | 50 | 50 | 267 | 90 | 15-Feb-19 | Conflict | In 2019 |
| Liben | Deka Seftu | Female | 118 | 91 | 81 | 145 | 100 | 535 | | | | |
| Liben | Deka Seftu | Male | 136 | 100 | 81 | 100 | 118 | 535 | 181 | 20-Feb-19 | Conflict | In 2019 |
| Liben | Deka Seftu | Female | 135 | 114 | 124 | 155 | 124 | 652 | | | | |
| Liben | Deka Seftu | Male | 155 | 104 | 104 | 114 | 114 | 591 | 207 | 11-Mar-19 | Conflict | In 2019 |
| Liben | Dolo Odo | Female | 98 | 83 | 90 | 98 | 98 | 467 | | | | |
| Liben | Dolo Odo | Male | 113 | 75 | 75 | 83 | 90 | 436 | 150 | 04-Feb-17 | Drought | Before 2018 |
| Liben | Dolo Odo | Female | 210 | 150 | 195 | 195 | 165 | 915 | | | | |
| Liben | Dolo Odo | Male | 240 | 150 | 150 | 195 | 150 | 885 | 300 | 17-Jun-18 | Conflict | During 2018 |
| Liben | Dolo Odo | Female | 98 | 83 | 105 | 105 | 75 | 466 | | | | |
| Liben | Dolo Odo | Male | 105 | 98 | 75 | 75 | 90 | 443 | 150 | 17-Jun-18 | Drought | During 2018 |
| Liben | Filtu | Female | 216 | 166 | 183 | 232 | 216 | 1,013 | | | | |
| Liben | Filtu | Male | 249 | 149 | 166 | 166 | 183 | 913 | 332 | 06-Feb-12 | Conflict | Before 2018 |
| Liben | Filtu | Female | 161 | 107 | 96 | 150 | 128 | 642 | | | | |
| Liben | Filtu | Male | 161 | 107 | 107 | 128 | 128 | 631 | 214 | 01-Mar-12 | Conflict | Before 2018 |
| Liben | Filtu | Female | 129 | 119 | 99 | 139 | 109 | 595 | | | | |
| Liben | Filtu | Male | 149 | 109 | 99 | 109 | 109 | 575 | 198 | 10-Mar-12 | Conflict | Before 2018 |
| Liben | Filtu | Female | 168 | 142 | 155 | 194 | 130 | 789 | | | | |
| Liben | Filtu | Male | 181 | 155 | 117 | 168 | 168 | 789 | 259 | 03-Apr-12 | Conflict | Before 2018 |
| Liben | Filtu | Female | 214 | 184 | 153 | 230 | 168 | 949 | | | | |
| Liben | Filtu | Male | 214 | 168 | 168 | 168 | 168 | 886 | 306 | 10-Apr-12 | Conflict | Before 2018 |
| Liben | Filtu | Female | 291 | 238 | 228 | 290 | 249 | 1,296 | | | | |
| Liben | Filtu | Male | 301 | 218 | 228 | 198 | 247 | 1,192 | 415 | 14-Apr-12 | Conflict | Before 2018 |
| Liben | Filtu | Female | 140 | 119 | 119 | 151 | 140 | 669 | | | | |
| Liben | Filtu | Male | 162 | 108 | 119 | 119 | 97 | 605 | 216 | 15-Apr-12 | Conflict | Before 2018 |
| Liben | Filtu | Female | 186 | 133 | 159 | 172 | 159 | 809 | | | | |
| Liben | Filtu | Male | 186 | 146 | 133 | 146 | 159 | 770 | 265 | 16-Apr-12 | Conflict | Before 2018 |
| Liben | Filtu | Female | 134 | 124 | 96 | 143 | 115 | 612 | | | | |
| Liben | Filtu | Male | 143 | 124 | 96 | 96 | 86 | 545 | 191 | 18-Apr-12 | Conflict | Before 2018 |
| Liben | Filtu | Female | 137 | 126 | 126 | 158 | 126 | 673 | | | | |
| Liben | Filtu | Male | 147 | 126 | 105 | 105 | 126 | 609 | 210 | 22-Apr-12 | Conflict | Before 2018 |
| Liben | Filtu | Female | 230 | 177 | 195 | 230 | 212 | 1,044 | | | | |
| Liben | Filtu | Male | 248 | 195 | 212 | 212 | 195 | 1,062 | 354 | 24-Apr-12 | Conflict | Before 2018 |
| Liben | Filtu | Female | 105 | 83 | 83 | 113 | 83 | 467 | | | | |
| Liben | Filtu | Male | 120 | 75 | 75 | 75 | 83 | 428 | 150 | 03-May-12 | Conflict | Before 2018 |



International Organization for Migration (IOM)
The UN Migration Agency

ANNEX I : INTERNAL DISPLACEMENTS IN SOMALI REGION AS OF MARCH/APRIL 2019

| Zone | Woreda | Sex | Age Groups | | | | | Total | HHs | Site Open Date | Cause | Duration |
|--------------------|--------------|--------|-----------------|-------------------|-----------------|------------------|-----------------|----------------|---------------|----------------|----------|-------------|
| | | | Infants (0-4 y) | Children (5-14 y) | Youth (15-17 y) | Adults (18-59 y) | Elderly (60 +y) | | | | | |
| Liben | Filtu | Female | 334 | 269 | 265 | 350 | 265 | 1,483 | 481 | 10-May-12 | Conflict | Before 2018 |
| Liben | Filtu | Male | 350 | 265 | 265 | 265 | 252 | 1,397 | | | | |
| Liben | Filtu | Female | 140 | 100 | 110 | 150 | 90 | 590 | 200 | 13-May-12 | Conflict | Before 2018 |
| Liben | Filtu | Male | 140 | 120 | 110 | 120 | 110 | 600 | | | | |
| Liben | Filtu | Female | 136 | 115 | 115 | 157 | 125 | 648 | 209 | 02-Jun-12 | Conflict | Before 2018 |
| Liben | Filtu | Male | 167 | 115 | 94 | 105 | 105 | 586 | | | | |
| Liben | Filtu | Female | 107 | 98 | 82 | 115 | 82 | 484 | 164 | 10-Jul-12 | Conflict | Before 2018 |
| Liben | Filtu | Male | 123 | 82 | 82 | 82 | 107 | 476 | | | | |
| Liben | Filtu | Female | 127 | 108 | 98 | 137 | 118 | 588 | 196 | 11-Jul-12 | Conflict | Before 2018 |
| Liben | Filtu | Male | 127 | 98 | 108 | 108 | 108 | 549 | | | | |
| Liben | Filtu | Female | 185 | 98 | 135 | 172 | 135 | 725 | 246 | 15-Aug-12 | Conflict | Before 2018 |
| Liben | Filtu | Male | 172 | 148 | 123 | 135 | 148 | 726 | | | | |
| Liben | Filtu | Female | 153 | 122 | 112 | 153 | 102 | 642 | 204 | 05-Sep-12 | Conflict | Before 2018 |
| Liben | Filtu | Male | 143 | 112 | 102 | 102 | 112 | 571 | | | | |
| Liben | Filtu | Female | 190 | 161 | 176 | 220 | 176 | 923 | 293 | 05-Feb-18 | Conflict | During 2018 |
| Liben | Filtu | Male | 205 | 176 | 132 | 132 | 176 | 821 | | | | |
| Liben | Filtu | Female | 31 | 25 | 25 | 31 | 29 | 141 | 45 | 19-Dec-18 | Conflict | During 2018 |
| Liben | Filtu | Male | 34 | 25 | 23 | 23 | 25 | 130 | | | | |
| Liben | Goro Baqaqsa | Female | 591 | 818 | 699 | 890 | 306 | 3,304 | 1,139 | 22-Sep-17 | Conflict | Before 2018 |
| Liben | Goro Baqaqsa | Male | 642 | 710 | 570 | 916 | 512 | 3,350 | | | | |
| Liben | Guradamole | Female | 1,247 | 1,614 | 1,434 | 1,509 | 678 | 6,482 | 2,187 | 16-Sep-17 | Conflict | Before 2018 |
| Liben | Guradamole | Male | 966 | 1,330 | 1,129 | 1,631 | 966 | 6,022 | | | | |
| Liben | Guradamole | Female | 313 | 344 | 532 | 563 | 188 | 1,940 | 626 | 20-Sep-17 | Conflict | Before 2018 |
| Liben | Guradamole | Male | 250 | 470 | 282 | 532 | 313 | 1,847 | | | | |
| Liben | Guradamole | Female | 85 | 93 | 109 | 124 | 62 | 473 | 155 | 28-Sep-17 | Conflict | Before 2018 |
| Liben | Guradamole | Male | 70 | 93 | 85 | 124 | 54 | 426 | | | | |
| Liben | Karsa Dulla | Female | 228 | 193 | 193 | 263 | 228 | 1,105 | 350 | 03-Jun-16 | Conflict | Before 2018 |
| Liben | Karsa Dulla | Male | 228 | 193 | 210 | 193 | 175 | 999 | | | | |
| Liben | Karsa Dulla | Female | 275 | 287 | 300 | 346 | 275 | 1,483 | 478 | 24-Jun-16 | Conflict | Before 2018 |
| Liben | Karsa Dulla | Male | 323 | 250 | 263 | 263 | 250 | 1,349 | | | | |
| Liben | Karsa Dulla | Female | 238 | 218 | 199 | 318 | 199 | 1,172 | 397 | 03-Sep-17 | Conflict | Before 2018 |
| Liben | Karsa Dulla | Male | 298 | 238 | 218 | 218 | 199 | 1,171 | | | | |
| Liben | Karsa Dulla | Female | 467 | 415 | 364 | 484 | 381 | 2,111 | 692 | 05-Sep-17 | Conflict | Before 2018 |
| Liben | Karsa Dulla | Male | 501 | 398 | 363 | 398 | 329 | 1,989 | | | | |
| Liben | Karsa Dulla | Female | 359 | 282 | 282 | 359 | 282 | 1,564 | 513 | 10-Nov-17 | Conflict | Before 2018 |
| Liben | Karsa Dulla | Male | 308 | 308 | 257 | 308 | 308 | 1,489 | | | | |
| Liben Total | | | 22,778 | 20,803 | 19,435 | 22,974 | 18,048 | 104,038 | 17,612 | | | |
| Nogob | Ayun | Female | 86 | 86 | 46 | 115 | 17 | 350 | 115 | 18-Oct-18 | Conflict | During 2018 |
| Nogob | Ayun | Male | 92 | 92 | 35 | 115 | 6 | 340 | | | | |
| Nogob | Dihun | Female | 293 | 244 | 198 | 409 | 49 | 1,193 | 409 | 15-Jan-17 | Drought | Before 2018 |
| Nogob | Dihun | Male | 393 | 276 | 177 | 409 | 61 | 1,316 | | | | |
| Nogob | Dihun | Female | 209 | 157 | 117 | 261 | 26 | 770 | 261 | 25-Jan-17 | Drought | Before 2018 |
| Nogob | Dihun | Male | 235 | 196 | 91 | 248 | 26 | 796 | | | | |
| Nogob | Dihun | Female | 62 | 93 | 46 | 103 | 15 | 319 | 103 | 14-Feb-17 | Drought | Before 2018 |
| Nogob | Dihun | Male | 77 | 67 | 36 | 103 | 15 | 298 | | | | |



International Organization for Migration (IOM)
The UN Migration Agency

ANNEX I : INTERNAL DISPLACEMENTS IN SOMALI REGION AS OF MARCH/APRIL 2019

| Zone | Woreda | Sex | Age Groups | | | | | Total | HHs | Site Open Date | Cause | Duration |
|--------------------|---------|--------|-----------------|-------------------|-----------------|------------------|-----------------|---------------|--------------|----------------|----------------|-------------|
| | | | Infants (0-4 y) | Children (5-14 y) | Youth (15-17 y) | Adults (18-59 y) | Elderly (60 +y) | | | | | |
| Nogob | Dihun | Female | 194 | 209 | 120 | 299 | 60 | 882 | 299 | 20-Feb-17 | Drought | Before 2018 |
| Nogob | Dihun | Male | 254 | 179 | 150 | 299 | 60 | 942 | | | | |
| Nogob | Elwayne | Female | 642 | 427 | 363 | 773 | 106 | 2,311 | 773 | 15-Jan-17 | Drought | Before 2018 |
| Nogob | Elwayne | Male | 661 | 454 | 386 | 773 | 90 | 2,364 | | | | |
| Nogob | Elwayne | Female | 58 | 40 | 32 | 72 | 7 | 209 | 72 | 17-Jan-17 | Drought | Before 2018 |
| Nogob | Elwayne | Male | 58 | 43 | 40 | 72 | 7 | 220 | | | | |
| Nogob | Gerbo | Female | 23 | 38 | 28 | 50 | 15 | 154 | 50 | 05-Oct-16 | Conflict | Before 2018 |
| Nogob | Gerbo | Male | 28 | 33 | 30 | 50 | 8 | 149 | | | | |
| Nogob | Gerbo | Female | 46 | 46 | 39 | 65 | 10 | 206 | 65 | 01-Jan-17 | Drought | Before 2018 |
| Nogob | Gerbo | Male | 36 | 49 | 29 | 65 | 7 | 186 | | | | |
| Nogob | Gerbo | Female | 173 | 210 | 99 | 247 | 62 | 791 | 247 | 07-Jan-17 | Drought | Before 2018 |
| Nogob | Gerbo | Male | 210 | 136 | 86 | 247 | 12 | 691 | | | | |
| Nogob | Gerbo | Female | 812 | 878 | 489 | 1,211 | 236 | 3,626 | 1,221 | 10-Jan-17 | Drought | Before 2018 |
| Nogob | Gerbo | Male | 827 | 772 | 682 | 1,188 | 223 | 3,692 | | | | |
| Nogob | Gerbo | Female | 109 | 86 | 70 | 140 | 23 | 428 | 156 | 09-Feb-17 | Drought | Before 2018 |
| Nogob | Gerbo | Male | 125 | 148 | 78 | 133 | 8 | 492 | | | | |
| Nogob | Gerbo | Female | 24 | 20 | 14 | 34 | 3 | 95 | 34 | 17-Jul-17 | Drought | Before 2018 |
| Nogob | Gerbo | Male | 29 | 24 | 19 | 34 | 3 | 109 | | | | |
| Nogob | Segeg | Female | 31 | 29 | 23 | 45 | 7 | 135 | 45 | 05-Oct-16 | Conflict | Before 2018 |
| Nogob | Segeg | Male | 41 | 31 | 23 | 45 | 5 | 145 | | | | |
| Nogob | Segeg | Female | 383 | 333 | 208 | 505 | 10 | 1,439 | 505 | 10-Jan-17 | Drought | Before 2018 |
| Nogob | Segeg | Male | 470 | 343 | 222 | 505 | 30 | 1,570 | | | | |
| Nogob | Segeg | Female | 220 | 204 | 126 | 314 | 31 | 895 | 314 | 11-Jan-17 | Drought | Before 2018 |
| Nogob | Segeg | Male | 283 | 267 | 110 | 298 | 31 | 989 | | | | |
| Nogob Total | | | 7,184 | 6,210 | 4,212 | 9,227 | 1,269 | 28,102 | 4,669 | | | |
| Shabelle | Abaqaro | Female | 57 | 104 | 36 | 88 | 21 | 306 | 104 | 01-Feb-17 | Drought | Before 2018 |
| Shabelle | Abaqaro | Male | 68 | 99 | 36 | 73 | 21 | 297 | | | | |
| Shabelle | Adadle | Female | 116 | 189 | 65 | 102 | 51 | 523 | 145 | 04-Jan-17 | Drought | Before 2018 |
| Shabelle | Adadle | Male | 58 | 94 | 73 | 94 | 29 | 348 | | | | |
| Shabelle | Adadle | Female | 847 | 1,376 | 538 | 1,306 | 425 | 4,492 | 1,478 | 05-Jan-17 | Drought | Before 2018 |
| Shabelle | Adadle | Male | 698 | 1,323 | 564 | 1,216 | 522 | 4,323 | | | | |
| Shabelle | Adadle | Female | 61 | 134 | 49 | 110 | 49 | 403 | 122 | 07-Jan-17 | Drought | Before 2018 |
| Shabelle | Adadle | Male | 49 | 73 | 49 | 104 | 49 | 324 | | | | |
| Shabelle | Adadle | Female | 48 | 75 | 41 | 51 | 14 | 229 | 68 | 09-Jan-17 | Drought | Before 2018 |
| Shabelle | Adadle | Male | 41 | 71 | 20 | 51 | 14 | 197 | | | | |
| Shabelle | Adadle | Female | 59 | 85 | 52 | 104 | 46 | 346 | 130 | 05-May-17 | Drought | Before 2018 |
| Shabelle | Adadle | Male | 85 | 130 | 52 | 111 | 65 | 443 | | | | |
| Shabelle | Adadle | Female | 68 | 131 | 37 | 74 | 32 | 342 | 105 | 14-Jun-17 | Drought | Before 2018 |
| Shabelle | Adadle | Male | 53 | 95 | 53 | 74 | 16 | 291 | | | | |
| Shabelle | Adadle | Female | 77 | 153 | 68 | 153 | 51 | 502 | 170 | 24-Jun-17 | Drought | Before 2018 |
| Shabelle | Adadle | Male | 102 | 128 | 59 | 136 | 77 | 502 | | | | |
| Shabelle | Adadle | Female | 653 | 668 | 293 | 728 | 335 | 2,677 | 822 | 23-Apr-18 | Seasonal Flood | During 2018 |
| Shabelle | Adadle | Male | 353 | 655 | 352 | 594 | 326 | 2,280 | | | | |
| Shabelle | Berano | Female | 83 | 132 | 74 | 149 | 74 | 512 | 165 | 05-Jan-17 | Drought | Before 2018 |
| Shabelle | Berano | Male | 58 | 157 | 66 | 124 | 66 | 471 | | | | |
| Shabelle | Berano | Female | 88 | 125 | 69 | 100 | 44 | 426 | 125 | 01-May-17 | Drought | Before 2018 |
| Shabelle | Berano | Male | 69 | 69 | 31 | 81 | 38 | 288 | | | | |
| Shabelle | Denan | Female | 330 | 618 | 187 | 528 | 211 | 1,874 | 625 | 05-Jan-17 | Drought | Before 2018 |
| Shabelle | Denan | Male | 279 | 548 | 235 | 485 | 223 | 1,770 | | | | |



International Organization for Migration (IOM)
The UN Migration Agency

ANNEX I : INTERNAL DISPLACEMENTS IN SOMALI REGION AS OF MARCH/APRIL 2019

| Zone | Woreda | Sex | Age Groups | | | | | Total | HHs | Site Open Date | Cause | Duration |
|-----------------------|-----------|--------|-----------------|-------------------|-----------------|------------------|-----------------|---------------|--------------|----------------|----------|-------------|
| | | | Infants (0-4 y) | Children (5-14 y) | Youth (15-17 y) | Adults (18-59 y) | Elderly (60 +y) | | | | | |
| Shabelle | Denan | Female | 91 | 146 | 71 | 118 | 35 | 461 | 150 | 05-Apr-17 | Drought | Before 2018 |
| Shabelle | Denan | Male | 86 | 127 | 61 | 110 | 39 | 423 | | | | |
| Shabelle | East Imi | Female | 102 | 152 | 65 | 116 | 51 | 486 | 145 | 05-Jan-17 | Drought | Before 2018 |
| Shabelle | East Imi | Male | 58 | 116 | 51 | 109 | 58 | 392 | | | | |
| Shabelle | East Imi | Female | 171 | 252 | 99 | 108 | 45 | 675 | 180 | 07-Jan-17 | Drought | Before 2018 |
| Shabelle | East Imi | Male | 54 | 108 | 99 | 135 | 63 | 459 | | | | |
| Shabelle | Elele | Female | 147 | 231 | 105 | 126 | 84 | 693 | 210 | 05-Jan-17 | Drought | Before 2018 |
| Shabelle | Elele | Male | 105 | 179 | 105 | 116 | 74 | 579 | | | | |
| Shabelle | Gode | Female | 186 | 287 | 181 | 306 | 135 | 1,095 | 355 | 05-Jan-17 | Drought | Before 2018 |
| Shabelle | Gode | Male | 108 | 328 | 166 | 288 | 126 | 1,016 | | | | |
| Shabelle | Kelafo | Female | 230 | 271 | 156 | 321 | 175 | 1,153 | 416 | 05-Jan-17 | Drought | Before 2018 |
| Shabelle | Kelafo | Male | 199 | 364 | 166 | 311 | 156 | 1,196 | | | | |
| Shabelle | Kelafo | Female | 250 | 525 | 400 | 400 | 350 | 1,925 | 500 | 01-Jun-17 | Drought | Before 2018 |
| Shabelle | Kelafo | Male | 250 | 525 | 250 | 325 | 200 | 1,550 | | | | |
| Shabelle Total | | | 6,437 | 10,843 | 5,074 | 9,525 | 4,390 | 36,269 | 6,015 | | | |
| Siti | Afdem | Female | 115 | 92 | 150 | 276 | 58 | 691 | 230 | 01-Jan-15 | Drought | Before 2018 |
| Siti | Afdem | Male | 150 | 138 | 104 | 265 | 35 | 692 | | | | |
| Siti | Afdem | Female | 281 | 231 | 99 | 330 | 50 | 991 | 330 | 08-Feb-15 | Drought | Before 2018 |
| Siti | Afdem | Male | 248 | 165 | 198 | 330 | 66 | 1,007 | | | | |
| Siti | Afdem | Female | 188 | 150 | 226 | 451 | 94 | 1,109 | 376 | 10-Apr-15 | Drought | Before 2018 |
| Siti | Afdem | Male | 244 | 226 | 169 | 451 | 56 | 1,146 | | | | |
| Siti | Afdem | Female | 53 | 38 | 41 | 75 | 19 | 226 | 75 | 03-Jun-15 | Drought | Before 2018 |
| Siti | Afdem | Male | 53 | 45 | 38 | 79 | 15 | 230 | | | | |
| Siti | Afdem | Female | 301 | 172 | 151 | 494 | 108 | 1,226 | 430 | 02-Aug-15 | Drought | Before 2018 |
| Siti | Afdem | Male | 323 | 258 | 215 | 430 | 108 | 1,334 | | | | |
| Siti | Afdem | Female | 95 | 76 | 113 | 189 | 47 | 520 | 189 | 09-Jan-16 | Drought | Before 2018 |
| Siti | Afdem | Male | 132 | 113 | 95 | 217 | 57 | 614 | | | | |
| Siti | Afdem | Female | 2,538 | 1,663 | 2,188 | 3,413 | 875 | 10,677 | 3,500 | 02-Jan-19 | Conflict | In 2019 |
| Siti | Afdem | Male | 2,450 | 2,188 | 1,750 | 3,675 | 350 | 10,413 | | | | |
| Siti | Dembel | Female | 76 | 82 | 53 | 135 | 29 | 375 | 117 | 25-Jan-19 | Conflict | In 2019 |
| Siti | Dembel | Male | 64 | 76 | 59 | 105 | 23 | 327 | | | | |
| Siti | Erer | Female | 285 | 171 | 285 | 399 | 38 | 1,178 | 380 | 01-Aug-14 | Drought | Before 2018 |
| Siti | Erer | Male | 266 | 209 | 190 | 399 | 38 | 1,102 | | | | |
| Siti | Erer | Female | 331 | 265 | 198 | 419 | 154 | 1,367 | 441 | 05-Mar-15 | Drought | Before 2018 |
| Siti | Erer | Male | 353 | 176 | 287 | 397 | 88 | 1,301 | | | | |
| Siti | Erer | Female | 963 | 682 | 1,124 | 1,565 | 482 | 4,816 | 1,605 | 01-Apr-15 | Drought | Before 2018 |
| Siti | Erer | Male | 1,164 | 923 | 722 | 1,725 | 321 | 4,855 | | | | |
| Siti | Erer | Female | 179 | 180 | 77 | 306 | 68 | 810 | 292 | 16-Feb-19 | Conflict | In 2019 |
| Siti | Erer | Male | 209 | 215 | 151 | 312 | 53 | 940 | | | | |
| Siti | Gablalu | Female | 115 | 150 | 104 | 219 | 58 | 646 | 230 | 10-Feb-15 | Drought | Before 2018 |
| Siti | Gablalu | Male | 207 | 150 | 104 | 219 | 58 | 738 | | | | |
| Siti | Gablalu | Female | 630 | 678 | 485 | 1,066 | 194 | 3,053 | 969 | 01-Aug-15 | Drought | Before 2018 |
| Siti | Gablalu | Male | 775 | 436 | 436 | 969 | 145 | 2,761 | | | | |
| Siti | Gablalu | Female | 738 | 472 | 620 | 1,121 | 295 | 3,246 | 1,180 | 08-Aug-15 | Drought | Before 2018 |
| Siti | Gablalu | Male | 974 | 797 | 561 | 1,239 | 236 | 3,807 | | | | |
| Siti | Gota-Biki | Female | 52 | 30 | 48 | 78 | 11 | 219 | 74 | 01-Apr-15 | Drought | Before 2018 |
| Siti | Gota-Biki | Male | 52 | 48 | 41 | 78 | 7 | 226 | | | | |



International Organization for Migration (IOM)
The UN Migration Agency

ANNEX I : INTERNAL DISPLACEMENTS IN SOMALI REGION AS OF MARCH/APRIL 2019

| Zone | Woreda | Sex | Age Groups | | | | | Total | HHs | Site Open Date | Cause | Duration |
|--------------------|-----------|--------|-----------------|-------------------|-----------------|------------------|-----------------|------------------|----------------|----------------|----------|-------------|
| | | | Infants (0-4 y) | Children (5-14 y) | Youth (15-17 y) | Adults (18-59 y) | Elderly (60 +y) | | | | | |
| Siti | Gota-Biki | Female | 83 | 76 | 69 | 131 | 41 | 400 | 138 | 20-Apr-15 | Drought | Before 2018 |
| Siti | Gota-Biki | Male | 90 | 90 | 62 | 173 | 21 | 436 | | | | |
| Siti | Gota-Biki | Female | 333 | 200 | 289 | 422 | 111 | 1,355 | 444 | 18-Jan-19 | Conflict | In 2019 |
| Siti | Gota-Biki | Male | 266 | 311 | 244 | 444 | 44 | 1,309 | | | | |
| Siti | Hadgalo | Female | 318 | 214 | 321 | 589 | 134 | 1,576 | 535 | 10-Mar-15 | Drought | Before 2018 |
| Siti | Hadgalo | Male | 398 | 381 | 226 | 565 | 80 | 1,650 | | | | |
| Siti | Miesso | Female | 388 | 728 | 534 | 874 | 193 | 2,717 | 971 | 28-Aug-14 | Conflict | Before 2018 |
| Siti | Miesso | Male | 486 | 728 | 728 | 825 | 243 | 3,010 | | | | |
| Siti | Miesso | Female | 165 | 225 | 150 | 255 | 60 | 855 | 300 | 02-Jan-15 | Conflict | Before 2018 |
| Siti | Miesso | Male | 240 | 210 | 195 | 180 | 120 | 945 | | | | |
| Siti | Miesso | Female | 260 | 304 | 282 | 412 | 130 | 1,388 | 434 | 07-Jan-15 | Conflict | Before 2018 |
| Siti | Miesso | Male | 282 | 195 | 217 | 412 | 109 | 1,215 | | | | |
| Siti | Miesso | Female | 252 | 252 | 252 | 470 | 115 | 1,341 | 458 | 01-Feb-15 | Drought | Before 2018 |
| Siti | Miesso | Male | 356 | 332 | 239 | 424 | 57 | 1,408 | | | | |
| Siti | Miesso | Female | 220 | 240 | 120 | 380 | 40 | 1,000 | 400 | 04-Mar-15 | Drought | Before 2018 |
| Siti | Miesso | Male | 360 | 320 | 360 | 320 | 80 | 1,440 | | | | |
| Siti | Miesso | Female | 118 | 109 | 91 | 146 | 55 | 519 | 182 | 06-Apr-15 | Drought | Before 2018 |
| Siti | Miesso | Male | 155 | 109 | 118 | 164 | 36 | 582 | | | | |
| Siti | Miesso | Female | 226 | 357 | 94 | 376 | 56 | 1,109 | 376 | 07-Apr-15 | Drought | Before 2018 |
| Siti | Miesso | Male | 207 | 376 | 169 | 357 | 75 | 1,184 | | | | |
| Siti | Miesso | Female | 261 | 181 | 181 | 422 | 80 | 1,125 | 402 | 10-Apr-15 | Drought | Before 2018 |
| Siti | Miesso | Male | 342 | 241 | 201 | 422 | 80 | 1,286 | | | | |
| Siti | Miesso | Female | 221 | 342 | 161 | 382 | 40 | 1,146 | 402 | 01-Aug-15 | Drought | Before 2018 |
| Siti | Miesso | Male | 322 | 261 | 302 | 382 | 20 | 1,287 | | | | |
| Siti | Miesso | Female | 58 | 47 | 42 | 105 | 26 | 278 | 105 | 01-Sep-15 | Drought | Before 2018 |
| Siti | Miesso | Male | 95 | 79 | 53 | 110 | 21 | 358 | | | | |
| Siti | Miesso | Female | 51 | 51 | 51 | 92 | 23 | 268 | 92 | 17-Feb-17 | Conflict | Before 2018 |
| Siti | Miesso | Male | 74 | 55 | 46 | 92 | 18 | 285 | | | | |
| Siti | Miesso | Female | 263 | 311 | 143 | 502 | 96 | 1,315 | 478 | 13-Aug-17 | Conflict | Before 2018 |
| Siti | Miesso | Male | 430 | 359 | 263 | 454 | 48 | 1,554 | | | | |
| Siti | Shinile | Female | 413 | 358 | 248 | 578 | 110 | 1,707 | 550 | 10-Aug-15 | Drought | Before 2018 |
| Siti | Shinile | Male | 495 | 275 | 248 | 550 | 55 | 1,623 | | | | |
| Siti Total | | | 22,832 | 19,612 | 17,781 | 33,436 | 6,653 | 100,314 | 16,685 | | | |
| Grand Total | | | 196,799 | 263,350 | 196,582 | 317,849 | 92,152 | 1,066,732 | 176,771 | | | |

Disclaimer: Age and gender disaggregation for the site is extrapolated using a demographic calculator tool based on the age range and sex of the household members of 20 randomly selected households from the site.

Displacement Tracking Matrix (DTM) conducted in collaboration with Danish Refugee Council (DRC)



Humanitarian Aid
and Civil Protection



USAID
FROM THE AMERICAN PEOPLE

DTM is made possible thanks to the European Civil Protection and Humanitarian Aid Operations (ECHO) and the Office of United States Foreign Disaster Assistance (OFDA). Opinions expressed in this report are that of the authors and do not necessarily reflect the views of donors.