



24

Households (HH)

167

Individuals

Round 15

31 March 2017

DEMOGRAPHICS

Age/Sex	<1 year	1-5 years	6-17 years	18-59 years	>60 years	Total
Male	5	11	21	28	4	69
Female	8	14	29	39	8	98
Total	13	25	50	67	12	167

VULNERABLE GROUPS

Pregnant Women	2	1.2%
Breastfeeding Mothers	29	17.4%
Persons with Physical Disabilities	9	5.4%
Persons with Mental Disabilities	0	0.0%
Single Female Headed Households	0	0.0%
Single Male Headed Households	0	0.0%
Older Persons	12	7.2%
Total	52	31.1%

Site ID	BO_S001
Site Type	Collective Settlement/Centre
Site Classification	Spontaneous
Site Open Date	09/14/2014
Admin 1	BORNO
Admin 2	JERE
Admin 3	BALE GALTIMARI
Latitude	11.799090
Longitude	13.177180

MOBILITY

Place of Origin of Largest IDP Group	BORNO	BAMA	KASUGULA
Place of Origin of 2nd Largest IDP Group	BORNO	BAMA	KASUGULA
Area of intended return for Largest IDP Group	Place of origin		
Barriers to return home for Largest IDP Group	House damaged/destroyed		

SITE MANAGEMENT AGENCY (SMA)

Type of SMA	Individual/Private	Agency Name	NA
SMA Contact Name	NA	Phone Number	NA

SERVICES

SHELTER

% families living outside (no shelter)	None	Most needed NFIs	Blankets/Mats
% families living in tents	None	% HHs with mosquito nets	<25%
% families living in makeshift shelter	None	% HHs with access to safe cooking facilities	<25%
% families living indoors (solid walls)	>75%	% HHs with access to electricity	None

HEALTH

Location of health facilities/services	Off-site (<3 km)	Access to health facility/services	Yes
Health facilities/services provider	Government	Most prevalent health problems	Malaria

WASH

Location of site's main water source	On-site (<10 mn)	Total number functioning toilets	12
Liters of water per person per day	10 - 15 ltr	Separate male/female toilets	Yes
Main problems with drinking water	None	Separate male/female bathing areas	Yes

FOOD

Access to food	Yes, on site	Frequency of food distribution	Irregular
Access to market	Yes	Supplementary feeding for pregnant/lactant mothers?	No
Most common source for obtaining food	Cash	Supplementary feeding for children?	No

PROTECTION

Security provided on-site	Yes	GBV referral mechanism in place	No
Main security provider	Military	Number of women friendly spaces	0
Most common type of security incident	None	Number of child friendly spaces	0
Most common type of GBV incident	None	Most reported problem in receiving support	None

EDUCATION

Location of nearest education facility	Off-site	Number of families with source of income	25
% children going to school	<50%	Access to income generating activities	Yes

LIVELIHOOD

COMMUNICATION

Main source for obtaining information	Radio/news	Main topic of information requested	Situation in areas of origin
---------------------------------------	------------	-------------------------------------	------------------------------

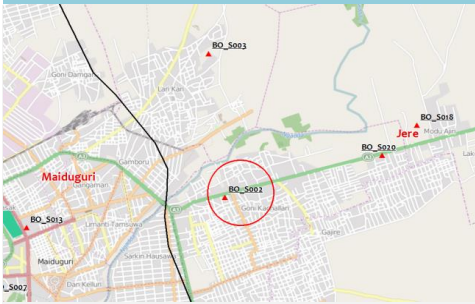


MADINATU CAMP

Site Profile

DTM

Nigeria



392

Households (HH)

2980

Individuals

Round 15

31 March 2017

DEMOGRAPHICS

Age/Sex	<1 year	1-5 years	6-17 years	18-59 years	>60 years	Total
Male	13	120	607	548	5	1,293
Female	12	96	890	679	10	1,687
Total	25	216	1,497	1,227	15	2,980

VULNERABLE GROUPS

Pregnant Women	39	1.3%
Breastfeeding Mothers	45	1.5%
Persons with Physical Disabilities	4	0.1%
Persons with Mental Disabilities	2	0.1%
Single Female Headed Households	15	0.5%
Single Male Headed Households	4	0.1%
Older Persons	15	0.5%
Total	124	4.2%

Site ID	BO_S003
Site Type	Camp
Site Classification	Spontaneous
Site Open Date	1-Jul-14
Admin 1	BORNO
Admin 2	JERE
Admin 3	OLD MAIDUGURI
Latitude	11.877460
Longitude	13.180280

MOBILITY

Place of Origin of Largest IDP Group	BORNO	KUKAWA	BAGA
Place of Origin of 2nd Largest IDP Group	BORNO	MAFA	NULL
Area of intended return for Largest IDP Group	Place of origin		
Barriers to return home for Largest IDP Group	Lack of safety		

SITE MANAGEMENT AGENCY (SMA)

Type of SMA	Government	Agency Name	NEMA
SMA Contact Name	NEMA	Phone Number	8069572433

SERVICES

SHELTER

% families living outside (no shelter)	None	Most needed NFIs	Blankets/Mats
% families living in tents	None	% HHs with mosquito nets	<50%
% families living in makeshift shelter	>75%	% HHs with access to safe cooking facilities	<25%
% families living indoors (solid walls)	<25%	% HHs with access to electricity	None

HEALTH

Location of health facilities/services	On-site (<3 km)	Access to health facility/services	Yes
Health facilities/services provider	INGO	Most prevalent health problems	Fever

WASH

Location of site's main water source	On-site (<10 mn)	Total number functioning toilets	18
Liters of water per person per day	10 - 15 ltr	Separate male/female toilets	Yes
Main problems with drinking water	None	Separate male/female bathing areas	No

FOOD

Access to food	Yes, on site	Frequency of food distribution	Once a month
Access to market	Yes	Supplementary feeding for pregnant/lactant mothers?	No
Most common source for obtaining food	Host community donation	Supplementary feeding for children?	Yes

PROTECTION

Security provided on-site	Yes	GBV referral mechanism in place	No
Main security provider	Self organized	Number of women friendly spaces	1
Most common type of security incident	None	Number of child friendly spaces	1
Most common type of GBV incident	None	Most reported problem in receiving support	None

EDUCATION

Location of nearest education facility	On-site	Number of families with source of income	313
% children going to school	<25%	Access to income generating activities	Yes

LIVELIHOOD

COMMUNICATION

Main source for obtaining information	Radio/news	Main topic of information requested	Situation in areas of origin
---------------------------------------	------------	-------------------------------------	------------------------------



54

Households (HH)

302

Individuals

Round 15

31 March 2017

Site ID	BO_S004
Site Type	Camp
Site Classification	Spontaneous
Site Open Date	9-Jan-14
Admin 1	BORNO
Admin 2	JERE
Admin 3	BALE GALTIMARI
Latitude	11.805170
Longitude	13.173490

DEMOGRAPHICS

Age/Sex	<1 year	1-5 years	6-17 years	18-59 years	>60 years	Total
Male	10	19	38	58	9	134
Female	14	26	53	63	12	168
Total	24	45	91	121	21	302

VULNERABLE GROUPS

Pregnant Women	11	3.6%
Breastfeeding Mothers	26	8.6%
Persons with Physical Disabilities	2	0.7%
Persons with Mental Disabilities	0	0.0%
Single Female Headed Households	8	2.6%
Single Male Headed Households	11	3.6%
Older Persons	21	7.0%
Total	79	26.2%

MOBILITY

Place of Origin of Largest IDP Group	BORNO	BAMA	KASUGULA
Place of Origin of 2nd Largest IDP Group	BORNO	KONDUGA	AUNO / CHABBOL
Area of intended return for Largest IDP Group	Place of origin		
Barriers to return home for Largest IDP Group	Lack of safety		

SITE MANAGEMENT AGENCY (SMA)

Type of SMA	Individual/Private	Agency Name	N/A
SMA Contact Name	N/A	Phone Number	8022858766

SERVICES

SHELTER

% families living outside (no shelter)	None	Most needed NFIs	Mosquito nets
% families living in tents	None	% HHs with mosquito nets	<75%
% families living in makeshift shelter	None	% HHs with access to safe cooking facilities	<25%
% families living indoors (solid walls)	>75%	% HHs with access to electricity	None

HEALTH

Location of health facilities/services	On-site (<3 km)	Access to health facility/services	Yes
Health facilities/services provider	NGO	Most prevalent health problems	Malaria

WASH

Location of site's main water source	On-site (<10 mn)	Total number functioning toilets	18
Liters of water per person per day	5 - 10 ltr	Separate male/female toilets	Yes
Main problems with drinking water	None	Separate male/female bathing areas	Yes

FOOD

Access to food	Yes, on site	Frequency of food distribution	Everyday
Access to market	Yes	Supplementary feeding for pregnant/lactant mothers?	No
Most common source for obtaining food	Cash	Supplementary feeding for children?	No

PROTECTION

Security provided on-site	Yes	GBV referral mechanism in place	No
Main security provider	Military	Number of women friendly spaces	0
Most common type of security incident	None	Number of child friendly spaces	4
Most common type of GBV incident	None	Most reported problem in receiving support	None

EDUCATION

Location of nearest education facility	On-site	Number of families with source of income	36
% children going to school	<25%	Access to income generating activities	Yes

LIVELIHOOD

COMMUNICATION

Main source for obtaining information	Radio/news	Main topic of information requested	Situation in areas of origin
---------------------------------------	------------	-------------------------------------	------------------------------



1033

Households (HH)

5399

Individuals

Round 15

31 March 2017

Site ID	BO_S009
Site Type	Collective Settlement/Centre
Site Classification	Spontaneous
Site Open Date	NULL
Admin 1	BORNO
Admin 2	MAIDUGURI M. C.
Admin 3	MAISANDARI
Latitude	11.083510
Longitude	13.691860

DEMOGRAPHICS

Age/Sex	<1 year	1-5 years	6-17 years	18-59 years	>60 years	Total
Male	82	108	1,016	877	65	2,148
Female	109	143	1,400	1,528	71	3,251
Total	191	251	2,416	2,405	136	5,399

VULNERABLE GROUPS

Pregnant Women	177	3.3%
Breastfeeding Mothers	354	6.6%
Persons with Physical Disabilities	1	0.0%
Persons with Mental Disabilities	8	0.1%
Single Female Headed Households	323	6.0%
Single Male Headed Households	40	0.7%
Older Persons	136	2.5%
Total	1039	19.2%

MOBILITY

Place of Origin of Largest IDP Group	BORNO	BAMA	KASUGULA
Place of Origin of 2nd Largest IDP Group	BORNO	KONDUGA	KONDUGA
Area of intended return for Largest IDP Group	Place of origin		
Barriers to return home for Largest IDP Group	Lack of safety		

SITE MANAGEMENT AGENCY (SMA)

Type of SMA	Government	Agency Name	SEMA
SMA Contact Name	SEMA	Phone Number	8033441354

SERVICES

SHELTER

% families living outside (no shelter)	None	Most needed NFIs	Blankets/Mats
% families living in tents	<75%	% HHs with mosquito nets	>75%
% families living in makeshift shelter	<25%	% HHs with access to safe cooking facilities	<25%
% families living indoors (solid walls)	<50%	% HHs with access to electricity	None

HEALTH

Location of health facilities/services	On-site (<3 km)	Access to health facility/services	Yes
Health facilities/services provider	NGO	Most prevalent health problems	Malaria

WASH

Location of site's main water source	On-site (<10 mn)	Total number functioning toilets	109
Liters of water per person per day	>15 ltr	Separate male/female toilets	Yes
Main problems with drinking water	None	Separate male/female bathing areas	Yes

FOOD

Access to food	Yes, on site	Frequency of food distribution	Irregular
Access to market	No	Supplementary feeding for pregnant/lactant mothers?	Yes
Most common source for obtaining food	Distribution	Supplementary feeding for children?	No

PROTECTION

Security provided on-site	Yes	GBV referral mechanism in place	Yes
Main security provider	Police	Number of women friendly spaces	0
Most common type of security incident	Theft	Number of child friendly spaces	0
Most common type of GBV incident	Domestic violence	Most reported problem in receiving support	None

EDUCATION

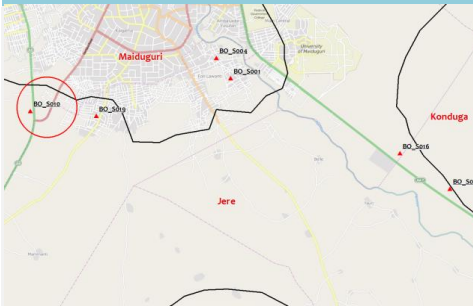
Location of nearest education facility	On-site
% children going to school	<75%

LIVELIHOOD

Number of families with source of income	260
Access to income generating activities	Yes

COMMUNICATION

Main source for obtaining information	Families/Friends	Main topic of information requested	Safety and Security
---------------------------------------	------------------	-------------------------------------	---------------------


4018

Households (HH)

21296

Individuals

Round 15

31 March 2017

DEMOGRAPHICS

Age/Sex	<1 year	1-5 years	6-17 years	18-59 years	>60 years	Total
Male	175	256	5,765	2,839	157	9,192
Female	233	287	7,643	3,763	178	12,104
Total	408	543	13,408	6,602	335	21,296

VULNERABLE GROUPS

Pregnant Women	300	1.4%
Breastfeeding Mothers	753	3.5%
Persons with Physical Disabilities	47	0.2%
Persons with Mental Disabilities	4	0.0%
Single Female Headed Households	84	0.4%
Single Male Headed Households	22	0.1%
Older Persons	335	1.6%
Total	1545	7.3%

Site ID	BO_S010
Site Type	Collective Settlement/Centre
Site Classification	Planned
Site Open Date	01/15/2015
Admin 1	BORNO
Admin 2	MAIDUGURI M. C.
Admin 3	MAISANDARI
Latitude	11.788120
Longitude	13.114000

MOBILITY

Place of Origin of Largest IDP Group	BORNO	MONGUNO	MONGUNO
Place of Origin of 2nd Largest IDP Group	BORNO	MARTE	NULL
Area of intended return for Largest IDP Group	Place of origin		
Barriers to return home for Largest IDP Group	Lack of safety		

SITE MANAGEMENT AGENCY (SMA)

Type of SMA	Government	Agency Name	NEMA
SMA Contact Name	NEMA	Phone Number	8065379002

SERVICES
SHELTER

% families living outside (no shelter)	None	Most needed NFIs	Blankets/Mats
% families living in tents	>75%	% HHs with mosquito nets	<25%
% families living in makeshift shelter	None	% HHs with access to safe cooking facilities	<75%
% families living indoors (solid walls)	<50%	% HHs with access to electricity	None

HEALTH

Location of health facilities/services	On-site (<3 km)	Access to health facility/services	Yes
Health facilities/services provider	INGO	Most prevalent health problems	Malaria

WASH

Location of site's main water source	On-site (<10 mn)	Total number functioning toilets	1018
Liters of water per person per day	>15 ltr	Separate male/female toilets	Yes
Main problems with drinking water	None	Separate male/female bathing areas	Yes

FOOD

Access to food	Yes, on site	Frequency of food distribution	Irregular
Access to market	No	Supplementary feeding for pregnant/lactant mothers?	Yes
Most common source for obtaining food	Distribution	Supplementary feeding for children?	Yes

PROTECTION

Security provided on-site	Yes	GBV referral mechanism in place	Yes
Main security provider	Military	Number of women friendly spaces	0
Most common type of security incident	Theft	Number of child friendly spaces	2
Most common type of GBV incident	Domestic violence	Most reported problem in receiving support	None

EDUCATION

Location of nearest education facility	On-site	Number of families with source of income	1608
% children going to school	<75%	Access to income generating activities	Yes

LIVELIHOOD
COMMUNICATION

Main source for obtaining information	Families/Friends	Main topic of information requested	Other relief assistance
---------------------------------------	------------------	-------------------------------------	-------------------------



256

Households (HH)

1484

Individuals

Round 15

31 March 2017

Site ID	BO_S012
Site Type	Collective Settlement/Centre
Site Classification	Spontaneous
Site Open Date	8-Jun-14
Admin 1	BORNO
Admin 2	MAIDUGURI M. C.
Admin 3	LAMISULA/JABBA MARI
Latitude	11.834180
Longitude	13.135810

DEMOGRAPHICS

Age/Sex	<1 year	1-5 years	6-17 years	18-59 years	>60 years	Total
Male	56	92	143	207	47	545
Female	107	175	273	312	72	939
Total	163	267	416	519	119	1,484

VULNERABLE GROUPS

Pregnant Women	12	0.8%
Breastfeeding Mothers	180	12.1%
Persons with Physical Disabilities	4	0.3%
Persons with Mental Disabilities	0	0.0%
Single Female Headed Households	30	2.0%
Single Male Headed Households	7	0.5%
Older Persons	119	8.0%
Total	352	23.7%

MOBILITY

Place of Origin of Largest IDP Group	BORNO	GWOZA	GWOZA TOWN GADAMAYO
Place of Origin of 2nd Largest IDP Group	BORNO	ASKIRA / UBA	LASSA
Area of intended return for Largest IDP Group	Place of origin		
Barriers to return home for Largest IDP Group	Lack of safety		

SITE MANAGEMENT AGENCY (SMA)

Type of SMA	Government	Agency Name	NEMA
SMA Contact Name	NEMA	Phone Number	806221050

SERVICES

SHELTER

% families living outside (no shelter)	None	Most needed NFIs	Plastic sheeting
% families living in tents	<75%	% HHs with mosquito nets	<75%
% families living in makeshift shelter	<50%	% HHs with access to safe cooking facilities	<50%
% families living indoors (solid walls)	<25%	% HHs with access to electricity	<25%

HEALTH

Location of health facilities/services	On-site (<3 km)	Access to health facility/services	Yes
Health facilities/services provider	INGO	Most prevalent health problems	Malaria

WASH

Location of site's main water source	On-site (<10 mn)	Total number functioning toilets	30
Liters of water per person per day	10 - 15 ltr	Separate male/female toilets	Yes
Main problems with drinking water	None	Separate male/female bathing areas	Yes

FOOD

Access to food	Yes, on site	Frequency of food distribution	Irregular
Access to market	Yes	Supplementary feeding for pregnant/lactant mothers?	Yes
Most common source for obtaining food	Distribution	Supplementary feeding for children?	Yes

PROTECTION

Security provided on-site	Yes	GBV referral mechanism in place	Yes
Main security provider	Military	Number of women friendly spaces	0
Most common type of security incident	Friction among site residents	Number of child friendly spaces	0
Most common type of GBV incident	None	Most reported problem in receiving support	Not enough assistance for all entitled

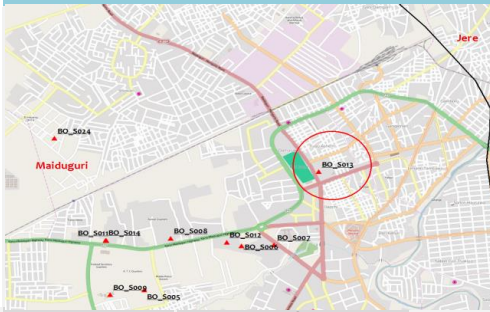
EDUCATION

Location of nearest education facility	Off-site	Number of families with source of income	70
% children going to school	<75%	Access to income generating activities	Yes

LIVELIHOOD

COMMUNICATION

Main source for obtaining information	Site Management	Main topic of information requested	Other relief assistance
---------------------------------------	-----------------	-------------------------------------	-------------------------



Site ID	BO_S013
Site Type	Collective Settlement/Centre
Site Classification	Spontaneous
Site Open Date	09/14/2014
Admin 1	BORNO
Admin 2	MAIDUGURI M. C.
Admin 3	MAFONI
Latitude	11.859320
Longitude	13.157950

467
Households (HH)

2335
Individuals

Round 15
31 March 2017

DEMOGRAPHICS

Age/Sex	<1 year	1-5 years	6-17 years	18-59 years	>60 years	Total
Male	161	217	305	348	18	1,049
Female	198	267	373	426	22	1,286
Total	359	484	678	774	40	2,335

VULNERABLE GROUPS

Pregnant Women	23	1.0%
Breastfeeding Mothers	400	17.1%
Persons with Physical Disabilities	2	0.1%
Persons with Mental Disabilities	1	0.0%
Single Female Headed Households	2	0.1%
Single Male Headed Households	108	4.6%
Older Persons	40	1.7%
Total	576	24.7%

MOBILITY

Place of Origin of Largest IDP Group	BORNO	MOBBAR	DAMASAK
Place of Origin of 2nd Largest IDP Group	BORNO	ABADAM	MALLAMFATORI KESSA
Area of intended return for Largest IDP Group	Place of origin		
Barriers to return home for Largest IDP Group	Lack of safety		

SITE MANAGEMENT AGENCY (SMA)

Type of SMA	Government	Agency Name	NEMA/SEMA
SMA Contact Name	NEMA/SEMA	Phone Number	8067170121

SERVICES

SHELTER

% families living outside (no shelter)	None	Most needed NFIs	Blankets/Mats
% families living in tents	None	% HHs with mosquito nets	<50%
% families living in makeshift shelter	<25%	% HHs with access to safe cooking facilities	<25%
% families living indoors (solid walls)	>75%	% HHs with access to electricity	None

HEALTH

Location of health facilities/services	On-site (<3 km)	Access to health facility/services	Yes
Health facilities/services provider	INGO	Most prevalent health problems	Malaria

WASH

Location of site's main water source	On-site (<10 mn)	Total number functioning toilets	53
Liters of water per person per day	>15 ltr	Separate male/female toilets	Yes
Main problems with drinking water	None	Separate male/female bathing areas	Yes

FOOD

Access to food	Yes, on site	Frequency of food distribution	Once a month
Access to market	Yes	Supplementary feeding for pregnant/lactant mothers?	Yes
Most common source for obtaining food	Distribution	Supplementary feeding for children?	Yes

PROTECTION

Security provided on-site	Yes	GBV referral mechanism in place	No
Main security provider	Military	Number of women friendly spaces	0
Most common type of security incident	None	Number of child friendly spaces	0
Most common type of GBV incident	None	Most reported problem in receiving support	Not enough assistance for all entitled

EDUCATION

Location of nearest education facility	On-site	Number of families with source of income	319
% children going to school	>75%	Access to income generating activities	Yes

LIVELIHOOD

COMMUNICATION

Main source for obtaining information	Radio/news	Main topic of information requested	Safety and Security
---------------------------------------	------------	-------------------------------------	---------------------



1712

Households (HH)

6105

Individuals

Round 15

31 March 2017

Site ID	BO_S014
Site Type	Collective Settlement/Centre
Site Classification	Spontaneous
Site Open Date	11-Sep-14
Admin 1	BORNO
Admin 2	MAIDUGURI M. C.
Admin 3	BOLORI I
Latitude	11.843013
Longitude	13.099090

DEMOGRAPHICS

Age/Sex	<1 year	1-5 years	6-17 years	18-59 years	>60 years	Total
Male	258	491	988	1,061	130	2,928
Female	235	448	1,267	1,135	92	3,177
Total	493	939	2,255	2,196	222	6,105

VULNERABLE GROUPS

Pregnant Women	132	2.2%
Breastfeeding Mothers	493	8.1%
Persons with Physical Disabilities	76	1.2%
Persons with Mental Disabilities	14	0.2%
Single Female Headed Households	165	2.7%
Single Male Headed Households	0	0.0%
Older Persons	222	3.6%
Total	1102	18.1%

MOBILITY

Place of Origin of Largest IDP Group	BORNO	KUKAWA	BAGA
Place of Origin of 2nd Largest IDP Group	BORNO	NGALA	GAMBORU 'B'
Area of intended return for Largest IDP Group	Place of origin		
Barriers to return home for Largest IDP Group	Lack of safety		

SITE MANAGEMENT AGENCY (SMA)

Type of SMA	Government	Agency Name	NEMA
SMA Contact Name	NEMA	Phone Number	7035594323

SERVICES

SHELTER

% families living outside (no shelter)	None	Most needed NFIs	Blankets/Mats
% families living in tents	<25%	% HHs with mosquito nets	<75%
% families living in makeshift shelter	<25%	% HHs with access to safe cooking facilities	<25%
% families living indoors (solid walls)	<75%	% HHs with access to electricity	None

HEALTH

Location of health facilities/services	On-site (<3 km)	Access to health facility/services	Yes
Health facilities/services provider	NGO	Most prevalent health problems	RTI

WASH

Location of site's main water source	On-site (<10 mn)	Total number functioning toilets	125
Liters of water per person per day	10 - 15 ltr	Separate male/female toilets	No
Main problems with drinking water	None	Separate male/female bathing areas	No

FOOD

Access to food	Yes, on site	Frequency of food distribution	Once a month
Access to market	Yes	Supplementary feeding for pregnant/lactant mothers?	No
Most common source for obtaining food	Distribution	Supplementary feeding for children?	Yes

PROTECTION

Security provided on-site	Yes	GBV referral mechanism in place	Yes
Main security provider	Police	Number of women friendly spaces	2
Most common type of security incident	Theft	Number of child friendly spaces	0
Most common type of GBV incident	Domestic violence	Most reported problem in receiving support	Not enough assistance for all entitled

EDUCATION

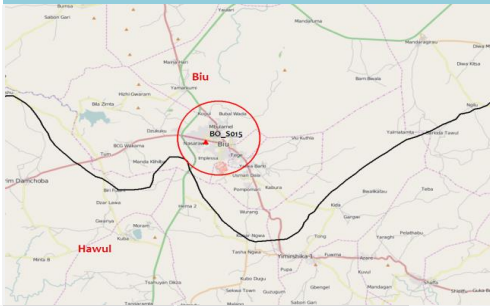
Location of nearest education facility	On-site
% children going to school	<75%

LIVELIHOOD

Number of families with source of income	1700
Access to income generating activities	Yes

COMMUNICATION

Main source for obtaining information	Families/Friends	Main topic of information requested	Safety and Security
---------------------------------------	------------------	-------------------------------------	---------------------



342

Households (HH)

2013

Individuals

Round 15

31 March 2017

Site ID	BO_S015
Site Type	Camp
Site Classification	Spontaneous
Site Open Date	12/18/2015
Admin 1	BORNO
Admin 2	BIU
Admin 3	KENKEN
Latitude	10.615250
Longitude	12.179600

DEMOGRAPHICS

Age/Sex	<1 year	1-5 years	6-17 years	18-59 years	>60 years	Total
Male	30	222	315	297	26	890
Female	34	277	349	425	38	1,123
Total	64	499	664	722	64	2,013

VULNERABLE GROUPS

Pregnant Women	27	1.3%
Breastfeeding Mothers	64	3.2%
Persons with Physical Disabilities	1	0.0%
Persons with Mental Disabilities	3	0.1%
Single Female Headed Households	38	1.9%
Single Male Headed Households	2	0.1%
Older Persons	64	3.2%
Total	199	9.9%

MOBILITY

Place of Origin of Largest IDP Group	BORNO	BIU	BURATAI
Place of Origin of 2nd Largest IDP Group	BORNO	DAMBOA	AJIGN (A)
Area of intended return for Largest IDP Group	Place of origin		
Barriers to return home for Largest IDP Group	House damaged/destroyed		

SITE MANAGEMENT AGENCY (SMA)

Type of SMA	Local NGO	Agency Name	NRC
SMA Contact Name	NRC	Phone Number	8067640070

SERVICES

SHELTER

% families living outside (no shelter)	None	Most needed NFIs	Blankets/Mats
% families living in tents	>75%	% HHs with mosquito nets	<50%
% families living in makeshift shelter	None	% HHs with access to safe cooking facilities	<50%
% families living indoors (solid walls)	None	% HHs with access to electricity	None

HEALTH

Location of health facilities/services	On-site (<3 km)	Access to health facility/services	Yes
Health facilities/services provider	INGO	Most prevalent health problems	Malaria

WASH

Location of site's main water source	On-site (<10 mn)	Total number functioning toilets	22
Liters of water per person per day	10 - 15 ltr	Separate male/female toilets	Yes
Main problems with drinking water	None	Separate male/female bathing areas	Yes

FOOD

Access to food	Yes, on site	Frequency of food distribution	Irregular
Access to market	Yes	Supplementary feeding for pregnant/lactant mothers?	Yes
Most common source for obtaining food	Distribution	Supplementary feeding for children?	Yes

PROTECTION

Security provided on-site	Yes	GBV referral mechanism in place	No
Main security provider	Local Authorities	Number of women friendly spaces	0
Most common type of security incident	None	Number of child friendly spaces	1
Most common type of GBV incident	None	Most reported problem in receiving support	Not enough assistance for all entitled

EDUCATION

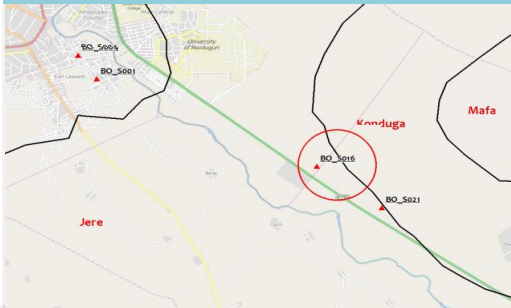
Location of nearest education facility	On-site
% children going to school	>75%

LIVELIHOOD

Number of families with source of income	108
Access to income generating activities	Yes

COMMUNICATION

Main source for obtaining information	Mobile phone	Main topic of information requested	Safety and Security
---------------------------------------	--------------	-------------------------------------	---------------------



5286

Households (HH)

29074

Individuals

Round 15

31 March 2017

Site ID	BO_S016
Site Type	Collective Settlement/Centre
Site Classification	Spontaneous
Site Open Date	03/15/2015
Admin 1	BORNO
Admin 2	KONDUGA
Admin 3	DALORI / WANORI
Latitude	11.778670
Longitude	13.224330

DEMOGRAPHICS

Age/Sex	<1 year	1-5 years	6-17 years	18-59 years	>60 years	Total
Male	543	1,258	3,850	3,366	664	9,681
Female	1,078	2,471	7,724	6,762	1,358	19,393
Total	1,621	3,729	11,574	10,128	2,022	29,074

VULNERABLE GROUPS

Pregnant Women	480	1.7%
Breastfeeding Mothers	1,692	5.8%
Persons with Physical Disabilities	53	0.2%
Persons with Mental Disabilities	0	0.0%
Single Female Headed Households	347	1.2%
Single Male Headed Households	57	0.2%
Older Persons	2,022	7.0%
Total	4651	16.0%

MOBILITY

Place of Origin of Largest IDP Group	BORNO	BAMA	KASUGULA
Place of Origin of 2nd Largest IDP Group	BORNO	BAMA	SABSABWA / SOYE/ BULONGU
Area of intended return for Largest IDP Group	Place of origin		
Barriers to return home for Largest IDP Group	Lack of safety		

SITE MANAGEMENT AGENCY (SMA)

Type of SMA	Government	Agency Name	SEMA
SMA Contact Name	SEMA	Phone Number	8038364859

SERVICES

SHELTER

% families living outside (no shelter)	<25%	Most needed NFIs	Kitchen sets
% families living in tents	<75%	% HHs with mosquito nets	<50%
% families living in makeshift shelter	<25%	% HHs with access to safe cooking facilities	<50%
% families living indoors (solid walls)	None	% HHs with access to electricity	None

HEALTH

Location of health facilities/services	On-site (<3 km)	Access to health facility/services	Yes
Health facilities/services provider	Government	Most prevalent health problems	Malaria

WASH

Location of site's main water source	On-site (<10 mn)	Total number functioning toilets	283
Liters of water per person per day	10 - 15 ltr	Separate male/female toilets	Yes
Main problems with drinking water	None	Separate male/female bathing areas	Yes

FOOD

Access to food	Yes, on site	Frequency of food distribution	Twice a week
Access to market	No	Supplementary feeding for pregnant/lactant mothers?	No
Most common source for obtaining food	Distribution	Supplementary feeding for children?	Yes

PROTECTION

Security provided on-site	Yes	GBV referral mechanism in place	No
Main security provider	Military	Number of women friendly spaces	0
Most common type of security incident	None	Number of child friendly spaces	0
Most common type of GBV incident	None	Most reported problem in receiving support	None

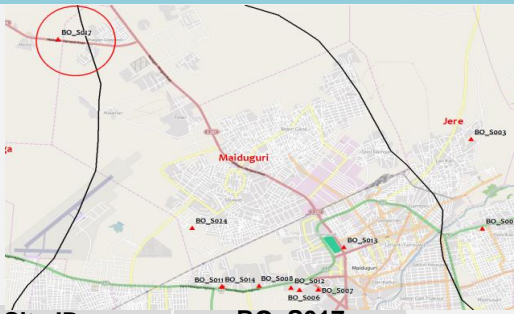
EDUCATION

Location of nearest education facility	On-site	Number of families with source of income	249
% children going to school	<75%	Access to income generating activities	Yes

LIVELIHOOD

COMMUNICATION

Main source for obtaining information	Authorities	Main topic of information requested	Situation in areas of origin
---------------------------------------	-------------	-------------------------------------	------------------------------



2453

Households (HH)

12102

Individuals

Round 15

31 March 2017

Site ID	BO_S017
Site Type	Collective Settlement/Centre
Site Classification	Spontaneous
Site Open Date	09/15/2015
Admin 1	BORNO
Admin 2	KONDUGA
Admin 3	AUNO / CHABBOL
Latitude	11.904110
Longitude	13.079490

DEMOGRAPHICS

Age/Sex	<1 year	1-5 years	6-17 years	18-59 years	>60 years	Total
Male	327	1,035	1,797	2,124	163	5,446
Female	399	1,264	2,197	2,596	200	6,656
Total	726	2,299	3,994	4,720	363	12,102

VULNERABLE GROUPS

Pregnant Women	323	2.7%
Breastfeeding Mothers	1,200	9.9%
Persons with Physical Disabilities	5	0.0%
Persons with Mental Disabilities	2	0.0%
Single Female Headed Households	189	1.6%
Single Male Headed Households	123	1.0%
Older Persons	363	3.0%
Total	2205	18.2%

MOBILITY

Place of Origin of Largest IDP Group	BORNO	KUKAWA	BAGA
Place of Origin of 2nd Largest IDP Group	BORNO	NGALA	GAMBORU 'B'
Area of intended return for Largest IDP Group	Place of origin		
Barriers to return home for Largest IDP Group	Lack of safety		

SITE MANAGEMENT AGENCY (SMA)

Type of SMA	Government	Agency Name	NEMA , SEMA
SMA Contact Name	NEMA , SEMA	Phone Number	8080599097

SERVICES

SHELTER

% families living outside (no shelter)	None	Most needed NFIs	Bucket/Jerry Can
% families living in tents	<25%	% HHs with mosquito nets	<75%
% families living in makeshift shelter	<25%	% HHs with access to safe cooking facilities	<25%
% families living indoors (solid walls)	>75%	% HHs with access to electricity	None

HEALTH

Location of health facilities/services	On-site (<3 km)	Access to health facility/services	Yes
Health facilities/services provider	INGO	Most prevalent health problems	Cough

WASH

Location of site's main water source	On-site (<10 mn)	Total number functioning toilets	279
Liters of water per person per day	10 - 15 ltr	Separate male/female toilets	Yes
Main problems with drinking water	None	Separate male/female bathing areas	Yes

FOOD

Access to food	Yes, on site	Frequency of food distribution	Irregular
Access to market	Yes	Supplementary feeding for pregnant/lactant mothers?	No
Most common source for obtaining food	Distribution	Supplementary feeding for children?	No

PROTECTION

Security provided on-site	Yes	GBV referral mechanism in place	Yes
Main security provider	Military	Number of women friendly spaces	0
Most common type of security incident	Theft	Number of child friendly spaces	0
Most common type of GBV incident	None	Most reported problem in receiving support	None

EDUCATION

Location of nearest education facility	On-site
% children going to school	<25%

LIVELIHOOD

Number of families with source of income	150
Access to income generating activities	Yes

COMMUNICATION

Main source for obtaining information	Families/Friends	Main topic of information requested	Safety and Security
---------------------------------------	------------------	-------------------------------------	---------------------

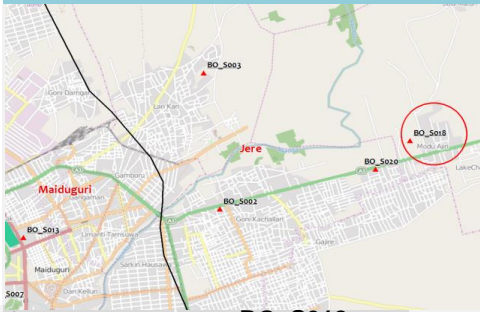


FARM CENTRE

Site Profile

DTM

Nigeria



2763

Households (HH)

13620

Individuals

Round 15

31 March 2017

Site ID	BO_S018
Site Type	Collective Settlement/Centre
Site Classification	Spontaneous
Site Open Date	3-Aug-15
Admin 1	BORNO
Admin 2	JERE
Admin 3	DUSUMAN
Latitude	11.861890
Longitude	13.214550

DEMOGRAPHICS

Age/Sex	<1 year	1-5 years	6-17 years	18-59 years	>60 years	Total
Male	193	683	1,898	1,527	410	4,711
Female	167	1,228	3,738	3,393	383	8,909
Total	360	1,911	5,636	4,920	793	13,620

VULNERABLE GROUPS

Pregnant Women	370	2.7%
Breastfeeding Mothers	680	5.0%
Persons with Physical Disabilities	12	0.1%
Persons with Mental Disabilities	5	0.0%
Single Female Headed Households	140	1.0%
Single Male Headed Households	120	0.9%
Older Persons	793	5.8%
Total	2120	15.6%

MOBILITY

Place of Origin of Largest IDP Group	BORNO	MAFA	MA'AFA
Place of Origin of 2nd Largest IDP Group	BORNO	JERE	DUSUMAN
Area of intended return for Largest IDP Group	Place of origin		
Barriers to return home for Largest IDP Group	House damaged/destroyed		

SITE MANAGEMENT AGENCY (SMA)

Type of SMA	Government	Agency Name	SEMA
SMA Contact Name	SEMA	Phone Number	8034795366

SERVICES

SHELTER

% families living outside (no shelter)	<25%	Most needed NFIs	Kitchen sets
% families living in tents	<25%	% HHs with mosquito nets	>75%
% families living in makeshift shelter	<25%	% HHs with access to safe cooking facilities	None
% families living indoors (solid walls)	<50%	% HHs with access to electricity	None

HEALTH

Location of health facilities/services	On-site (<3 km)	Access to health facility/services	Yes
Health facilities/services provider	NGO	Most prevalent health problems	Malaria

WASH

Location of site's main water source	On-site (<10 mn)	Total number functioning toilets	280
Liters of water per person per day	5 - 10 ltr	Separate male/female toilets	Yes
Main problems with drinking water	None	Separate male/female bathing areas	Yes

FOOD

Access to food	Yes, on site	Frequency of food distribution	Once a month
Access to market	Yes	Supplementary feeding for pregnant/lactant mothers?	Yes
Most common source for obtaining food	Distribution	Supplementary feeding for children?	Yes

PROTECTION

Security provided on-site	Yes	GBV referral mechanism in place	Yes
Main security provider	Military	Number of women friendly spaces	0
Most common type of security incident	Friction among site residents	Number of child friendly spaces	0
Most common type of GBV incident	Domestic violence	Most reported problem in receiving support	Fighting between recipients at distribution points

EDUCATION

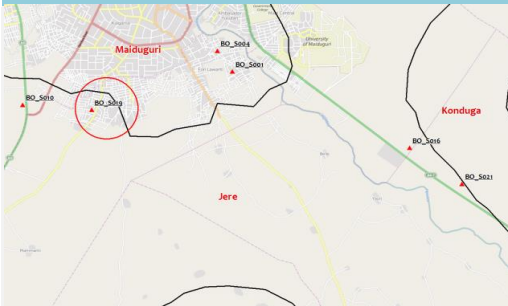
Location of nearest education facility	On-site
% children going to school	<50%

LIVELIHOOD

Number of families with source of income	500
Access to income generating activities	Yes

COMMUNICATION

Main source for obtaining information	Radio/news	Main topic of information requested	Safety and Security
---------------------------------------	------------	-------------------------------------	---------------------



43

Households (HH)

220

Individuals

Round 15

31 March 2017

Site ID	BO_S019
Site Type	Collective Settlement/Centre
Site Classification	Spontaneous
Site Open Date	12/13/2014
Admin 1	BORNO
Admin 2	MAIDUGURI M. C.
Admin 3	MAISANDARI
Latitude	11.789100
Longitude	13.139300

DEMOGRAPHICS

Age/Sex	<1 year	1-5 years	6-17 years	18-59 years	>60 years	Total
Male	6	27	24	39	2	98
Female	4	33	33	49	3	122
Total	10	60	57	88	5	220

VULNERABLE GROUPS

Pregnant Women	5	2.3%
Breastfeeding Mothers	12	5.5%
Persons with Physical Disabilities	0	0.0%
Persons with Mental Disabilities	0	0.0%
Single Female Headed Households	6	2.7%
Single Male Headed Households	2	0.9%
Older Persons	5	2.3%
Total	30	13.6%

MOBILITY

Place of Origin of Largest IDP Group	BORNO	GWOZA	PULKA/BOKKO
Place of Origin of 2nd Largest IDP Group	BORNO	KUKAWA	BAGA
Area of intended return for Largest IDP Group	Place of origin		
Barriers to return home for Largest IDP Group	Lack of safety		

SITE MANAGEMENT AGENCY (SMA)

Type of SMA	NULL	Agency Name	NULL
SMA Contact Name	NULL	Phone Number	NULL

SERVICES

SHELTER

% families living outside (no shelter)	None	Most needed NFIs	Kitchen sets
% families living in tents	<50%	% HHs with mosquito nets	>75%
% families living in makeshift shelter	None	% HHs with access to safe cooking facilities	<75%
% families living indoors (solid walls)	<75%	% HHs with access to electricity	None

HEALTH

Location of health facilities/services	None	Access to health facility/services	No
Health facilities/services provider	None	Most prevalent health problems	Fever

WASH

Location of site's main water source	On-site (<10 mn)	Total number functioning toilets	9
Liters of water per person per day	>15 ltr	Separate male/female toilets	No
Main problems with drinking water	None	Separate male/female bathing areas	Yes

FOOD

Access to food	Yes, on site	Frequency of food distribution	Everyday
Access to market	Yes	Supplementary feeding for pregnant/lactant mothers?	Yes
Most common source for obtaining food	Distribution	Supplementary feeding for children?	No

PROTECTION

Security provided on-site	Yes	GBV referral mechanism in place	No
Main security provider	Self organized	Number of women friendly spaces	0
Most common type of security incident	None	Number of child friendly spaces	0
Most common type of GBV incident	None	Most reported problem in receiving support	Not enough assistance for all entitled

EDUCATION

Location of nearest education facility	Off-site	Number of families with source of income	39
% children going to school	<75%	Access to income generating activities	Yes

LIVELIHOOD

COMMUNICATION

Main source for obtaining information	Radio/news	Main topic of information requested	Situation in areas of origin
---------------------------------------	------------	-------------------------------------	------------------------------

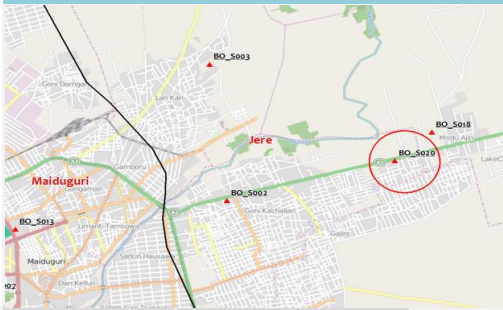


GONI KACHALLARI PW

Site Profile

DTM

Nigeria



351

Households (HH)

1618

Individuals

Round 15

31 March 2017

Site ID	BO_S020
Site Type	Camp
Site Classification	Spontaneous
Site Open Date	8-May-15
Admin 1	BORNO
Admin 2	JERE
Admin 3	MASHAMARI
Latitude	11.857510
Longitude	13.208340

DEMOGRAPHICS

Age/Sex	<1 year	1-5 years	6-17 years	18-59 years	>60 years	Total
Male	25	115	284	308	38	770
Female	35	110	300	368	35	848
Total	60	225	584	676	73	1,618

VULNERABLE GROUPS

Pregnant Women	70	4.3%
Breastfeeding Mothers	112	6.9%
Persons with Physical Disabilities	4	0.2%
Persons with Mental Disabilities	3	0.2%
Single Female Headed Households	96	5.9%
Single Male Headed Households	16	1.0%
Older Persons	73	4.5%
Total	374	23.1%

MOBILITY

Place of Origin of Largest IDP Group	BORNO	MAFA	MA'AFA
Place of Origin of 2nd Largest IDP Group	BORNO	MAFA	MAFA
Area of intended return for Largest IDP Group	Place of origin		
Barriers to return home for Largest IDP Group	House damaged/destroyed		

SITE MANAGEMENT AGENCY (SMA)

Type of SMA	Government	Agency Name	SEMA
SMA Contact Name	SEMA	Phone Number	8066774548

SERVICES

SHELTER

% families living outside (no shelter)	None	Most needed NFIs	Kitchen sets
% families living in tents	<25%	% HHs with mosquito nets	<75%
% families living in makeshift shelter	<25%	% HHs with access to safe cooking facilities	None
% families living indoors (solid walls)	<50%	% HHs with access to electricity	None

HEALTH

Location of health facilities/services	On-site (<3 km)	Access to health facility/services	Yes
Health facilities/services provider	NGO	Most prevalent health problems	Malaria

WASH

Location of site's main water source	On-site (<10 mn)	Total number functioning toilets	48
Liters of water per person per day	5 - 10 ltr	Separate male/female toilets	Yes
Main problems with drinking water	None	Separate male/female bathing areas	Yes

FOOD

Access to food	Yes, on site	Frequency of food distribution	Once a month
Access to market	Yes	Supplementary feeding for pregnant/lactant mothers?	Yes
Most common source for obtaining food	Distribution	Supplementary feeding for children?	Yes

PROTECTION

Security provided on-site	Yes	GBV referral mechanism in place	No
Main security provider	Military	Number of women friendly spaces	0
Most common type of security incident	None	Number of child friendly spaces	0
Most common type of GBV incident	None	Most reported problem in receiving support	Fighting between recipients at distribution points

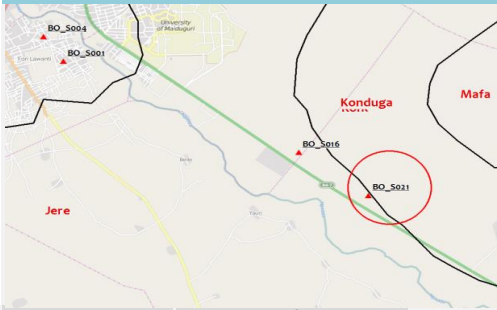
EDUCATION

Location of nearest education facility	On-site	Number of families with source of income	250
% children going to school	<50%	Access to income generating activities	Yes

LIVELIHOOD

COMMUNICATION

Main source for obtaining information	Radio/news	Main topic of information requested	Distribution
---------------------------------------	------------	-------------------------------------	--------------



1639

Households (HH)

10445

Individuals

Round 15

31 March 2017

Site ID	BO_S021
Site Type	Collective Settlement/Centre
Site Classification	Planned
Site Open Date	6-Dec-15
Admin 1	BORNO
Admin 2	KONDUGA
Admin 3	DALORI / WANORI
Latitude	11.768590
Longitude	13.237820

DEMOGRAPHICS

Age/Sex	<1 year	1-5 years	6-17 years	18-59 years	>60 years	Total
Male	144	301	2,327	1,859	491	5,122
Female	204	447	2,063	2,077	532	5,323
Total	348	748	4,390	3,936	1,023	10,445

VULNERABLE GROUPS

Pregnant Women	126	1.2%
Breastfeeding Mothers	517	4.9%
Persons with Physical Disabilities	48	0.5%
Persons with Mental Disabilities	21	0.2%
Single Female Headed Households	0	0.0%
Single Male Headed Households	0	0.0%
Older Persons	1,023	9.8%
Total	1735	16.6%

MOBILITY

Place of Origin of Largest IDP Group	BORNO	BAMA	KASUGULA
Place of Origin of 2nd Largest IDP Group	NULL	NULL	NULL
Area of intended return for Largest IDP Group	Place of origin		
Barriers to return home for Largest IDP Group	Lack of safety		

SITE MANAGEMENT AGENCY (SMA)

Type of SMA	Government	Agency Name	SEMA/NEMA
SMA Contact Name	SEMA/NEMA	Phone Number	8091697848

SERVICES

SHELTER

% families living outside (no shelter)	None	Most needed NFIs	Blankets/Mats
% families living in tents	<25%	% HHs with mosquito nets	>75%
% families living in makeshift shelter	<25%	% HHs with access to safe cooking facilities	>75%
% families living indoors (solid walls)	>75%	% HHs with access to electricity	None

HEALTH

Location of health facilities/services	On-site (<3 km)	Access to health facility/services	Yes
Health facilities/services provider	Government	Most prevalent health problems	Malaria

WASH

Location of site's main water source	On-site (<10 mn)	Total number functioning toilets	200
Liters of water per person per day	5 - 10 ltr	Separate male/female toilets	Yes
Main problems with drinking water	None	Separate male/female bathing areas	Yes

FOOD

Access to food	Yes, on site	Frequency of food distribution	Everyday
Access to market	Yes	Supplementary feeding for pregnant/lactant mothers?	Yes
Most common source for obtaining food	Cash	Supplementary feeding for children?	Yes

PROTECTION

Security provided on-site	Yes	GBV referral mechanism in place	No
Main security provider	Military	Number of women friendly spaces	0
Most common type of security incident	None	Number of child friendly spaces	0
Most common type of GBV incident	None	Most reported problem in receiving support	None

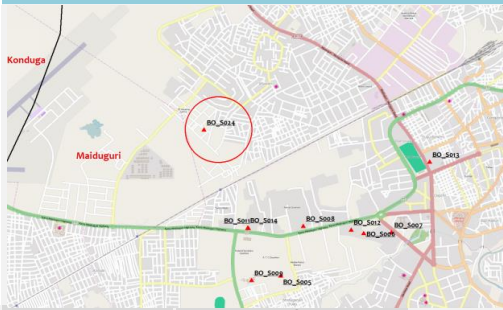
EDUCATION

Location of nearest education facility	On-site	Number of families with source of income	170
% children going to school	<50%	Access to income generating activities	Yes

LIVELIHOOD

COMMUNICATION

Main source for obtaining information	Site Management	Main topic of information requested	Access to services
---------------------------------------	-----------------	-------------------------------------	--------------------



518

Households (HH)

2663

Individuals

Round 15

31 March 2017

Site ID	BO_S024
Site Type	Collective Settlement/Centre
Site Classification	Spontaneous
Site Open Date	7-Dec-14
Admin 1	BORNO
Admin 2	MAIDUGURI M. C.
Admin 3	BOLORI I
Latitude	11.850680
Longitude	13.111820

DEMOGRAPHICS

Age/Sex	<1 year	1-5 years	6-17 years	18-59 years	>60 years	Total
Male	99	202	452	410	37	1,200
Female	121	231	446	632	33	1,463
Total	220	433	898	1,042	70	2,663

VULNERABLE GROUPS

Pregnant Women	180	6.8%
Breastfeeding Mothers	250	9.4%
Persons with Physical Disabilities	51	1.9%
Persons with Mental Disabilities	7	0.3%
Single Female Headed Households	50	1.9%
Single Male Headed Households	211	7.9%
Older Persons	70	2.6%
Total	819	30.8%

MOBILITY

Place of Origin of Largest IDP Group	BORNO	MAFA	LOSKURI
Place of Origin of 2nd Largest IDP Group	BORNO	MAFA	LOSKURI
Area of intended return for Largest IDP Group	Place of origin		
Barriers to return home for Largest IDP Group	Lack of safety		

SITE MANAGEMENT AGENCY (SMA)

Type of SMA	NULL	Agency Name	NULL
SMA Contact Name	NULL	Phone Number	NULL

SERVICES

SHELTER

% families living outside (no shelter)	None	Most needed NFIs	Blankets/Mats
% families living in tents	<25%	% HHs with mosquito nets	<50%
% families living in makeshift shelter	<25%	% HHs with access to safe cooking facilities	<50%
% families living indoors (solid walls)	<75%	% HHs with access to electricity	None

HEALTH

Location of health facilities/services	On-site (<3 km)	Access to health facility/services	Yes
Health facilities/services provider	NGO	Most prevalent health problems	Malaria

WASH

Location of site's main water source	On-site (<10 mn)	Total number functioning toilets	15
Liters of water per person per day	10 - 15 ltr	Separate male/female toilets	No
Main problems with drinking water	None	Separate male/female bathing areas	No

FOOD

Access to food	Yes, off site	Frequency of food distribution	Irregular
Access to market	Yes	Supplementary feeding for pregnant/lactant mothers?	Yes
Most common source for obtaining food	Cash	Supplementary feeding for children?	Yes

PROTECTION

Security provided on-site	Yes	GBV referral mechanism in place	No
Main security provider	Self organized	Number of women friendly spaces	0
Most common type of security incident	None	Number of child friendly spaces	0
Most common type of GBV incident	None	Most reported problem in receiving support	None

EDUCATION

Location of nearest education facility	Off-site	Number of families with source of income	400
% children going to school	<75%	Access to income generating activities	Yes

LIVELIHOOD

COMMUNICATION

Main source for obtaining information	Local Leader	Main topic of information requested	Safety and Security
---------------------------------------	--------------	-------------------------------------	---------------------



124

Households (HH)

872

Individuals

Round 15

31 March 2017

Site ID	BO_S025
Site Type	Collective Settlement/Centre
Site Classification	Spontaneous
Site Open Date	11-May-14
Admin 1	BORNO
Admin 2	MAIDUGURI M. C.
Admin 3	BOLORI I
Latitude	11.847050
Longitude	13.109250

DEMOGRAPHICS

Age/Sex	<1 year	1-5 years	6-17 years	18-59 years	>60 years	Total
Male	41	122	183	54	17	417
Female	38	130	205	74	8	455
Total	79	252	388	128	25	872

VULNERABLE GROUPS

Pregnant Women	10	1.1%
Breastfeeding Mothers	84	9.6%
Persons with Physical Disabilities	16	1.8%
Persons with Mental Disabilities	0	0.0%
Single Female Headed Households	17	1.9%
Single Male Headed Households	3	0.3%
Older Persons	25	2.9%
Total	155	17.8%

MOBILITY

Place of Origin of Largest IDP Group	BORNO	MAFA	LOSKURI
Place of Origin of 2nd Largest IDP Group	BORNO	KONDUGA	NULL
Area of intended return for Largest IDP Group	Place of origin		
Barriers to return home for Largest IDP Group	Lack of safety		

SITE MANAGEMENT AGENCY (SMA)

Type of SMA	Individual/Private	Agency Name	N/A
SMA Contact Name	N/A	Phone Number	NULL

SERVICES

SHELTER

% families living outside (no shelter)	None	Most needed NFIs	Mosquito nets
% families living in tents	None	% HHs with mosquito nets	<25%
% families living in makeshift shelter	<50%	% HHs with access to safe cooking facilities	<25%
% families living indoors (solid walls)	<75%	% HHs with access to electricity	None

HEALTH

Location of health facilities/services	Off-site (<3 km)	Access to health facility/services	Yes
Health facilities/services provider	Government	Most prevalent health problems	Cough

WASH

Location of site's main water source	On-site (<10 mn)	Total number functioning toilets	10
Liters of water per person per day	10 - 15 ltr	Separate male/female toilets	Yes
Main problems with drinking water	None	Separate male/female bathing areas	Yes

FOOD

Access to food	Yes, on site	Frequency of food distribution	Irregular
Access to market	Yes	Supplementary feeding for pregnant/lactant mothers?	No
Most common source for obtaining food	Cash	Supplementary feeding for children?	Yes

PROTECTION

Security provided on-site	Yes	GBV referral mechanism in place	No
Main security provider	Self organized	Number of women friendly spaces	0
Most common type of security incident	None	Number of child friendly spaces	0
Most common type of GBV incident	None	Most reported problem in receiving support	Fighting between recipients at distribution points

EDUCATION

Location of nearest education facility	Off-site
% children going to school	>75%

LIVELIHOOD

Number of families with source of income	100
Access to income generating activities	Yes

COMMUNICATION

Main source for obtaining information	Radio/news	Main topic of information requested	Safety and Security
---------------------------------------	------------	-------------------------------------	---------------------



540

Households (HH)

2702

Individuals

Round 15

31 March 2017

Site ID	BO_S028
Site Type	Collective Settlement/Centre
Site Classification	Spontaneous
Site Open Date	04/28/2015
Admin 1	BORNO
Admin 2	KAGA
Admin 3	BENISHEIKH
Latitude	11.800530
Longitude	12.476420

DEMOGRAPHICS

Age/Sex	<1 year	1-5 years	6-17 years	18-59 years	>60 years	Total
Male	72	217	434	337	24	1,084
Female	97	362	483	603	73	1,618
Total	169	579	917	940	97	2,702

VULNERABLE GROUPS

Pregnant Women	60	2.2%
Breastfeeding Mothers	195	7.2%
Persons with Physical Disabilities	18	0.7%
Persons with Mental Disabilities	3	0.1%
Single Female Headed Households	40	1.5%
Single Male Headed Households	25	0.9%
Older Persons	97	3.6%
Total	438	16.2%

MOBILITY

Place of Origin of Largest IDP Group	BORNO	KAGA	DONGO
Place of Origin of 2nd Largest IDP Group	BORNO	KAGA	DOGOMA / JALORI
Area of intended return for Largest IDP Group	Place of origin		
Barriers to return home for Largest IDP Group	Lack of safety		

SITE MANAGEMENT AGENCY (SMA)

Type of SMA	Armed Forces	Agency Name	NIGERIAN ARMY
SMA Contact Name	NIGERIAN ARMY	Phone Number	NULL

SERVICES

SHELTER

% families living outside (no shelter)	None	Most needed NFIs	Blankets/Mats
% families living in tents	None	% HHs with mosquito nets	<50%
% families living in makeshift shelter	<25%	% HHs with access to safe cooking facilities	>75%
% families living indoors (solid walls)	>75%	% HHs with access to electricity	None

HEALTH

Location of health facilities/services	On-site (<3 km)	Access to health facility/services	Yes
Health facilities/services provider	INGO	Most prevalent health problems	Malaria

WASH

Location of site's main water source	On-site (<10 mn)	Total number functioning toilets	193
Liters of water per person per day	>15 ltr	Separate male/female toilets	Yes
Main problems with drinking water	None	Separate male/female bathing areas	Yes

FOOD

Access to food	No	Frequency of food distribution	Never
Access to market	Yes	Supplementary feeding for pregnant/lactant mothers?	No
Most common source for obtaining food	Cultivated	Supplementary feeding for children?	No

PROTECTION

Security provided on-site	Yes	GBV referral mechanism in place	No
Main security provider	Military	Number of women friendly spaces	0
Most common type of security incident	None	Number of child friendly spaces	1
Most common type of GBV incident	None	Most reported problem in receiving support	None

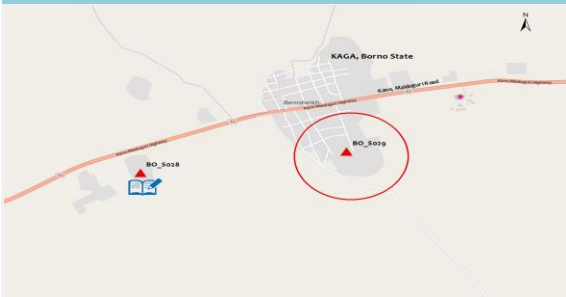
EDUCATION

Location of nearest education facility	Off-site	Number of families with source of income	300
% children going to school	>75%	Access to income generating activities	Yes

LIVELIHOOD

COMMUNICATION

Main source for obtaining information	Local Leader	Main topic of information requested	Situation in areas of origin
---------------------------------------	--------------	-------------------------------------	------------------------------



302

Households (HH)

1510

Individuals

Round 15

31 March 2017

Site ID	BO_S029
Site Type	Collective Settlement/Centre
Site Classification	Spontaneous
Site Open Date	6-Feb-15
Admin 1	BORNO
Admin 2	KAGA
Admin 3	BENISHEIKH
Latitude	11.803200
Longitude	12.495410

DEMOGRAPHICS

Age/Sex	<1 year	1-5 years	6-17 years	18-59 years	>60 years	Total
Male	37	147	210	229	23	646
Female	54	170	288	315	37	864
Total	91	317	498	544	60	1,510

VULNERABLE GROUPS

Pregnant Women	68	4.5%
Breastfeeding Mothers	95	6.3%
Persons with Physical Disabilities	12	0.8%
Persons with Mental Disabilities	5	0.3%
Single Female Headed Households	20	1.3%
Single Male Headed Households	15	1.0%
Older Persons	60	4.0%
Total	275	18.2%

MOBILITY

Place of Origin of Largest IDP Group	BORNO	KAGA	AFA/DIG/MAUDORI
Place of Origin of 2nd Largest IDP Group	BORNO	KAGA	NULL
Area of intended return for Largest IDP Group	Place of origin		
Barriers to return home for Largest IDP Group	Lack of safety		

SITE MANAGEMENT AGENCY (SMA)

Type of SMA	NULL	Agency Name	NULL
SMA Contact Name	NULL	Phone Number	NULL

SERVICES

SHELTER

% families living outside (no shelter)	None	Most needed NFIs	Blankets/Mats
% families living in tents	None	% HHs with mosquito nets	<50%
% families living in makeshift shelter	<25%	% HHs with access to safe cooking facilities	>75%
% families living indoors (solid walls)	<75%	% HHs with access to electricity	None

HEALTH

Location of health facilities/services	On-site (<3 km)	Access to health facility/services	Yes
Health facilities/services provider	INGO	Most prevalent health problems	Cough

WASH

Location of site's main water source	On-site (<10 mn)	Total number functioning toilets	18
Liters of water per person per day	>15 ltr	Separate male/female toilets	Yes
Main problems with drinking water	None	Separate male/female bathing areas	Yes

FOOD

Access to food	Yes, off site	Frequency of food distribution	Irregular
Access to market	Yes	Supplementary feeding for pregnant/lactant mothers?	No
Most common source for obtaining food	Host community donation	Supplementary feeding for children?	No

PROTECTION

Security provided on-site	Yes	GBV referral mechanism in place	No
Main security provider	Military	Number of women friendly spaces	0
Most common type of security incident	None	Number of child friendly spaces	1
Most common type of GBV incident	None	Most reported problem in receiving support	Not enough assistance for all entitled

EDUCATION

Location of nearest education facility	On-site	Number of families with source of income	80
% children going to school	>75%	Access to income generating activities	Yes

COMMUNICATION

Main source for obtaining information	Radio/news	Main topic of information requested	Situation in areas of origin
---------------------------------------	------------	-------------------------------------	------------------------------



287

Households (HH)

1978

Individuals

Round 15

31 March 2017

Site ID	BO_S032
Site Type	Collective Settlement/Centre
Site Classification	Spontaneous
Site Open Date	06/14/2014
Admin 1	BORNO
Admin 2	BIU
Admin 3	KENKEN
Latitude	10.616310
Longitude	12.172600

DEMOGRAPHICS

Age/Sex	<1 year	1-5 years	6-17 years	18-59 years	>60 years	Total
Male	59	213	315	296	58	941
Female	71	227	332	335	72	1,037
Total	130	440	647	631	130	1,978

VULNERABLE GROUPS

Pregnant Women	41	2.1%
Breastfeeding Mothers	148	7.5%
Persons with Physical Disabilities	0	0.0%
Persons with Mental Disabilities	2	0.1%
Single Female Headed Households	20	1.0%
Single Male Headed Households	10	0.5%
Older Persons	130	6.6%
Total	351	17.7%

MOBILITY

Place of Origin of Largest IDP Group	BORNO	DAMBOA	AJIGN (A)
Place of Origin of 2nd Largest IDP Group	BORNO	DAMBOA	DAMBOA
Area of intended return for Largest IDP Group	Place of origin		
Barriers to return home for Largest IDP Group	Lack of safety		

SITE MANAGEMENT AGENCY (SMA)

Type of SMA	Local NGO	Agency Name	NRC
SMA Contact Name	NRC	Phone Number	8067640070

SERVICES

SHELTER

% families living outside (no shelter)	None	Most needed NFIs	Blankets/Mats
% families living in tents	<75%	% HHs with mosquito nets	<50%
% families living in makeshift shelter	None	% HHs with access to safe cooking facilities	<25%
% families living indoors (solid walls)	<25%	% HHs with access to electricity	None

HEALTH

Location of health facilities/services	On-site (<3 km)	Access to health facility/services	Yes
Health facilities/services provider	INGO	Most prevalent health problems	Malaria

WASH

Location of site's main water source	On-site (<10 mn)	Total number functioning toilets	43
Liters of water per person per day	10 - 15 ltr	Separate male/female toilets	No
Main problems with drinking water	None	Separate male/female bathing areas	No

FOOD

Access to food	Yes, on site	Frequency of food distribution	Irregular
Access to market	Yes	Supplementary feeding for pregnant/lactant mothers?	Yes
Most common source for obtaining food	Cash	Supplementary feeding for children?	Yes

PROTECTION

Security provided on-site	Yes	GBV referral mechanism in place	No
Main security provider	Police	Number of women friendly spaces	0
Most common type of security incident	None	Number of child friendly spaces	1
Most common type of GBV incident	None	Most reported problem in receiving support	None

EDUCATION

Location of nearest education facility	On-site	Number of families with source of income	91
% children going to school	<25%	Access to income generating activities	Yes

LIVELIHOOD

COMMUNICATION

Main source for obtaining information	Local Leader	Main topic of information requested	Safety and Security
---------------------------------------	--------------	-------------------------------------	---------------------



85
Households (HH)

444
Individuals

Round 15
31 March 2017

DEMOGRAPHICS

Age/Sex	<1 year	1-5 years	6-17 years	18-59 years	>60 years	Total
Male	18	56	56	72	31	233
Female	20	42	45	82	22	211
Total	38	98	101	154	53	444

VULNERABLE GROUPS

Pregnant Women	6	1.4%
Breastfeeding Mothers	51	11.5%
Persons with Physical Disabilities	22	5.0%
Persons with Mental Disabilities	1	0.2%
Single Female Headed Households	10	2.3%
Single Male Headed Households	1	0.2%
Older Persons	53	11.9%
Total	144	32.4%

Site ID	BO_S033
Site Type	Collective Settlement/Centre
Site Classification	Spontaneous
Site Open Date	9-Jan-14
Admin 1	BORNO
Admin 2	JERE
Admin 3	DUSUMAN
Latitude	11.866440
Longitude	13.236380

MOBILITY

Place of Origin of Largest IDP Group	BORNO	MARTE	MUSUNE
Place of Origin of 2nd Largest IDP Group	BORNO	BAMA	SHEHURI / HAUSARI / MAIRI
Area of intended return for Largest IDP Group	Place of origin		
Barriers to return home for Largest IDP Group	Lack of safety		

SITE MANAGEMENT AGENCY (SMA)

Type of SMA	NULL	Agency Name	NULL
SMA Contact Name	NULL	Phone Number	NULL

SERVICES

SHELTER

% families living outside (no shelter)	None	Most needed NFIs	Blankets/Mats
% families living in tents	<25%	% HHs with mosquito nets	<25%
% families living in makeshift shelter	<50%	% HHs with access to safe cooking facilities	None
% families living indoors (solid walls)	<50%	% HHs with access to electricity	None

HEALTH

Location of health facilities/services	On-site (<3 km)	Access to health facility/services	Yes
Health facilities/services provider	INGO	Most prevalent health problems	Malaria

WASH

Location of site's main water source	On-site (<10 mn)	Total number functioning toilets	5
Liters of water per person per day	5 - 10 ltr	Separate male/female toilets	Yes
Main problems with drinking water	None	Separate male/female bathing areas	Yes

FOOD

Access to food	Yes, on site	Frequency of food distribution	Once a month
Access to market	Yes	Supplementary feeding for pregnant/lactant mothers?	No
Most common source for obtaining food	Cash	Supplementary feeding for children?	No

PROTECTION

Security provided on-site	Yes	GBV referral mechanism in place	No
Main security provider	Self organized	Number of women friendly spaces	0
Most common type of security incident	None	Number of child friendly spaces	0
Most common type of GBV incident	None	Most reported problem in receiving support	Not enough assistance for all entitled

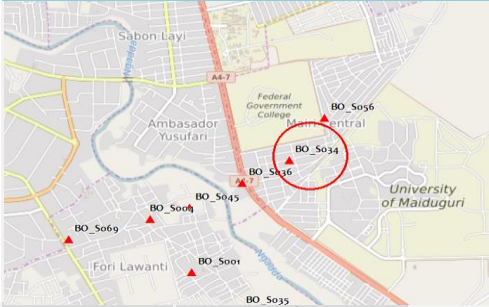
EDUCATION

Location of nearest education facility	Off-site	Number of families with source of income	40
% children going to school	<50%	Access to income generating activities	Yes

LIVELIHOOD

COMMUNICATION

Main source for obtaining information	Families/Friends	Main topic of information requested	Distribution
---------------------------------------	------------------	-------------------------------------	--------------



44

Households (HH)

129

Individuals

Round 15

31 March 2017

Site ID	BO_S034
Site Type	Collective Settlement/Centre
Site Classification	Spontaneous
Site Open Date	1-Aug-14
Admin 1	BORNO
Admin 2	JERE
Admin 3	MAIRI
Latitude	11.810760
Longitude	13.186830

DEMOGRAPHICS

Age/Sex	<1 year	1-5 years	6-17 years	18-59 years	>60 years	Total
Male	7	16	13	22	2	60
Female	5	17	17	29	1	69
Total	12	33	30	51	3	129

VULNERABLE GROUPS

Pregnant Women	4	3.1%
Breastfeeding Mothers	15	11.6%
Persons with Physical Disabilities	10	7.8%
Persons with Mental Disabilities	0	0.0%
Single Female Headed Households	15	11.6%
Single Male Headed Households	8	6.2%
Older Persons	3	2.3%
Total	55	42.6%

MOBILITY

Place of Origin of Largest IDP Group	BORNO	BAMA	KASUGULA
Place of Origin of 2nd Largest IDP Group	BORNO	KONDUGA	NULL
Area of intended return for Largest IDP Group	Place of origin		
Barriers to return home for Largest IDP Group	House damaged/destroyed		

SITE MANAGEMENT AGENCY (SMA)

Type of SMA	NULL	Agency Name	NULL
SMA Contact Name	NULL	Phone Number	NULL

SERVICES

SHELTER

% families living outside (no shelter)	None	Most needed NFIs	Blankets/Mats
% families living in tents	None	% HHs with mosquito nets	<25%
% families living in makeshift shelter	None	% HHs with access to safe cooking facilities	<25%
% families living indoors (solid walls)	>75%	% HHs with access to electricity	<25%

HEALTH

Location of health facilities/services	On-site (>3 km)	Access to health facility/services	Yes
Health facilities/services provider	Government	Most prevalent health problems	Malaria

WASH

Location of site's main water source	On-site (<10 mn)	Total number functioning toilets	2
Liters of water per person per day	>15 ltr	Separate male/female toilets	Yes
Main problems with drinking water	None	Separate male/female bathing areas	No

FOOD

Access to food	Yes, on site	Frequency of food distribution	Everyday
Access to market	Yes	Supplementary feeding for pregnant/lactant mothers?	No
Most common source for obtaining food	Cash	Supplementary feeding for children?	No

PROTECTION

Security provided on-site	Yes	GBV referral mechanism in place	No
Main security provider	Self organized	Number of women friendly spaces	0
Most common type of security incident	None	Number of child friendly spaces	0
Most common type of GBV incident	None	Most reported problem in receiving support	None

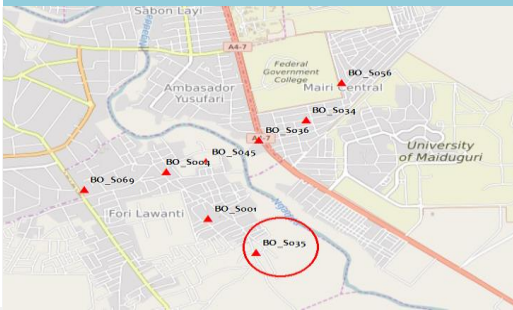
EDUCATION

Location of nearest education facility	On-site	Number of families with source of income	0
% children going to school	<50%	Access to income generating activities	Yes

LIVELIHOOD

COMMUNICATION

Main source for obtaining information	Radio/news	Main topic of information requested	Situation in areas of origin
---------------------------------------	------------	-------------------------------------	------------------------------



74

Households (HH)

407

Individuals

Round 15

31 March 2017

Site ID	BO_S035
Site Type	Collective Settlement/Centre
Site Classification	Spontaneous
Site Open Date	7-Nov-14
Admin 1	BORNO
Admin 2	JERE
Admin 3	BALE GALTIMARI
Latitude	11.784613
Longitude	13.139108

DEMOGRAPHICS

Age/Sex	<1 year	1-5 years	6-17 years	18-59 years	>60 years	Total
Male	14	26	51	68	12	171
Female	19	35	71	95	16	236
Total	33	61	122	163	28	407

VULNERABLE GROUPS

Pregnant Women	18	4.4%
Breastfeeding Mothers	40	9.8%
Persons with Physical Disabilities	3	0.7%
Persons with Mental Disabilities	1	0.2%
Single Female Headed Households	0	0.0%
Single Male Headed Households	4	1.0%
Older Persons	28	6.9%
Total	94	23.1%

MOBILITY

Place of Origin of Largest IDP Group	BORNO	KONDUGA	NULL
Place of Origin of 2nd Largest IDP Group	BORNO	KONDUGA	NULL
Area of intended return for Largest IDP Group	Place of origin		
Barriers to return home for Largest IDP Group	House damaged/destroyed		

SITE MANAGEMENT AGENCY (SMA)

Type of SMA	NULL	Agency Name	NULL
SMA Contact Name	NULL	Phone Number	NULL

SERVICES

SHELTER

% families living outside (no shelter)	None	Most needed NFIs	Blankets/Mats
% families living in tents	>75%	% HHs with mosquito nets	<25%
% families living in makeshift shelter	None	% HHs with access to safe cooking facilities	<25%
% families living indoors (solid walls)	None	% HHs with access to electricity	None

HEALTH

Location of health facilities/services	On-site (<3 km)	Access to health facility/services	Yes
Health facilities/services provider	NGO	Most prevalent health problems	Malaria

WASH

Location of site's main water source	Off-site (<10 mn)	Total number functioning toilets	20
Liters of water per person per day	10 - 15 ltr	Separate male/female toilets	Yes
Main problems with drinking water	None	Separate male/female bathing areas	Yes

FOOD

Access to food	Yes, on site	Frequency of food distribution	Irregular
Access to market	Yes	Supplementary feeding for pregnant/lactant mothers?	No
Most common source for obtaining food	Cash	Supplementary feeding for children?	No

PROTECTION

Security provided on-site	No	GBV referral mechanism in place	No
Main security provider	None	Number of women friendly spaces	0
Most common type of security incident	None	Number of child friendly spaces	0
Most common type of GBV incident	None	Most reported problem in receiving support	None

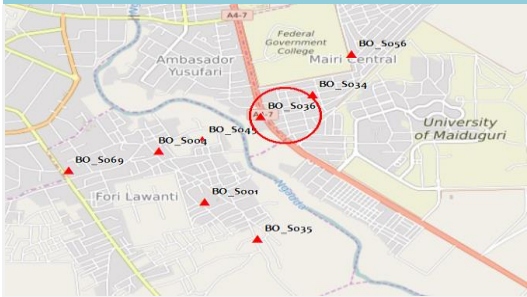
EDUCATION

Location of nearest education facility	On-site	Number of families with source of income	18
% children going to school	<25%	Access to income generating activities	Yes

LIVELIHOOD

COMMUNICATION

Main source for obtaining information	Radio/news	Main topic of information requested	Situation in areas of origin
---------------------------------------	------------	-------------------------------------	------------------------------



42

Households (HH)

171

Individuals

Round 15

31 March 2017

Site ID	BO_S036
Site Type	Collective Settlement/Centre
Site Classification	Spontaneous
Site Open Date	08/14/2014
Admin 1	BORNO
Admin 2	JERE
Admin 3	MAIRI
Latitude	11.808270
Longitude	13.181270

DEMOGRAPHICS

Age/Sex	<1 year	1-5 years	6-17 years	18-59 years	>60 years	Total
Male	6	12	29	25	2	74
Female	7	25	39	24	2	97
Total	13	37	68	49	4	171

VULNERABLE GROUPS

Pregnant Women	10	5.8%
Breastfeeding Mothers	16	9.4%
Persons with Physical Disabilities	0	0.0%
Persons with Mental Disabilities	0	0.0%
Single Female Headed Households	5	2.9%
Single Male Headed Households	0	0.0%
Older Persons	4	2.3%
Total	35	20.5%

MOBILITY

Place of Origin of Largest IDP Group	BORNO	BAMA	KASUGULA
Place of Origin of 2nd Largest IDP Group	BORNO	MONGUNO	MONGUNO
Area of intended return for Largest IDP Group	Place of origin		
Barriers to return home for Largest IDP Group	Lack of safety		

SITE MANAGEMENT AGENCY (SMA)

Type of SMA	NULL	Agency Name	NULL
SMA Contact Name	NULL	Phone Number	NULL

SERVICES

SHELTER

% families living outside (no shelter)	None	Most needed NFIs	Blankets/Mats
% families living in tents	None	% HHs with mosquito nets	<25%
% families living in makeshift shelter	None	% HHs with access to safe cooking facilities	<50%
% families living indoors (solid walls)	>75%	% HHs with access to electricity	None

HEALTH

Location of health facilities/services	On-site (>3 km)	Access to health facility/services	Yes
Health facilities/services provider	Government	Most prevalent health problems	Cough

WASH

Location of site's main water source	On-site (<10 mn)	Total number functioning toilets	4
Liters of water per person per day	>15 ltr	Separate male/female toilets	No
Main problems with drinking water	None	Separate male/female bathing areas	No

FOOD

Access to food	Yes, on site	Frequency of food distribution	Everyday
Access to market	Yes	Supplementary feeding for pregnant/lactant mothers?	No
Most common source for obtaining food	Cash	Supplementary feeding for children?	No

PROTECTION

Security provided on-site	Yes	GBV referral mechanism in place	No
Main security provider	Local Authorities	Number of women friendly spaces	0
Most common type of security incident	None	Number of child friendly spaces	0
Most common type of GBV incident	None	Most reported problem in receiving support	Not enough assistance for all entitled

EDUCATION

Location of nearest education facility	On-site
% children going to school	<50%

LIVELIHOOD

Number of families with source of income	28
Access to income generating activities	Yes

COMMUNICATION

Main source for obtaining information	Radio/news	Main topic of information requested	Situation in areas of origin
---------------------------------------	------------	-------------------------------------	------------------------------



28

Households (HH)

160

Individuals

Round 15

31 March 2017

Site ID	BO_S039
Site Type	Collective Settlement/Centre
Site Classification	Spontaneous
Site Open Date	11-Nov-14
Admin 1	BORNO
Admin 2	MAIDUGURI M. C.
Admin 3	LAMISULA/JABBA MARI
Latitude	11.849300
Longitude	13.140180

DEMOGRAPHICS

Age/Sex	<1 year	1-5 years	6-17 years	18-59 years	>60 years	Total
Male	7	12	18	29	5	71
Female	9	17	22	35	6	89
Total	16	29	40	64	11	160

VULNERABLE GROUPS

Pregnant Women	3	1.9%
Breastfeeding Mothers	20	12.5%
Persons with Physical Disabilities	0	0.0%
Persons with Mental Disabilities	1	0.6%
Single Female Headed Households	15	9.4%
Single Male Headed Households	12	7.5%
Older Persons	11	6.9%
Total	62	38.8%

MOBILITY

Place of Origin of Largest IDP Group	BORNO	GWOZA	KIRAWA/JIMINI
Place of Origin of 2nd Largest IDP Group	NULL	NULL	NULL
Area of intended return for Largest IDP Group	Place of origin		
Barriers to return home for Largest IDP Group	Lack of safety		

SITE MANAGEMENT AGENCY (SMA)

Type of SMA	NULL	Agency Name	NULL
SMA Contact Name	NULL	Phone Number	NULL

SERVICES

SHELTER

% families living outside (no shelter)	None	Most needed NFIs	Blankets/Mats
% families living in tents	None	% HHs with mosquito nets	<75%
% families living in makeshift shelter	<25%	% HHs with access to safe cooking facilities	<50%
% families living indoors (solid walls)	>75%	% HHs with access to electricity	<25%

HEALTH

Location of health facilities/services	On-site (<3 km)	Access to health facility/services	Yes
Health facilities/services provider	Government	Most prevalent health problems	Malaria

WASH

Location of site's main water source	Off-site (<10 mn)	Total number functioning toilets	3
Liters of water per person per day	5 - 10 ltr	Separate male/female toilets	No
Main problems with drinking water	None	Separate male/female bathing areas	No

FOOD

Access to food	Yes, off site	Frequency of food distribution	Irregular
Access to market	Yes	Supplementary feeding for pregnant/lactant mothers?	No
Most common source for obtaining food	Cash	Supplementary feeding for children?	No

PROTECTION

Security provided on-site	Yes	GBV referral mechanism in place	No
Main security provider	Self organized	Number of women friendly spaces	0
Most common type of security incident	None	Number of child friendly spaces	0
Most common type of GBV incident	None	Most reported problem in receiving support	None

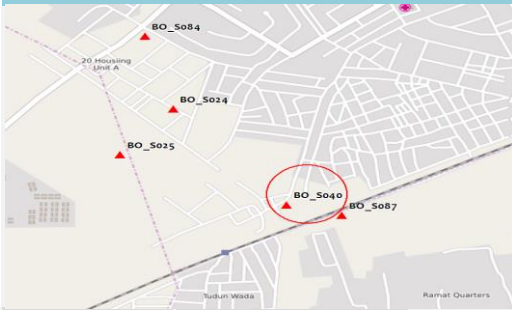
EDUCATION

Location of nearest education facility	Off-site	Number of families with source of income	0
% children going to school	<25%	Access to income generating activities	No

LIVELIHOOD

COMMUNICATION

Main source for obtaining information	Radio/news	Main topic of information requested	Distribution
---------------------------------------	------------	-------------------------------------	--------------



90

Households (HH)

521

Individuals

Round 15

31 March 2017

Site ID	BO_S040
Site Type	Collective Settlement/Centre
Site Classification	Spontaneous
Site Open Date	03/15/2013
Admin 1	BORNO
Admin 2	MAIDUGURI M. C.
Admin 3	LAMISULA/JABBA MARI
Latitude	11.845770
Longitude	13.119360

DEMOGRAPHICS

Age/Sex	<1 year	1-5 years	6-17 years	18-59 years	>60 years	Total
Male	19	24	78	73	16	210
Female	31	31	117	109	23	311
Total	50	55	195	182	39	521

VULNERABLE GROUPS

Pregnant Women	9	1.7%
Breastfeeding Mothers	42	8.1%
Persons with Physical Disabilities	0	0.0%
Persons with Mental Disabilities	1	0.2%
Single Female Headed Households	22	4.2%
Single Male Headed Households	7	1.3%
Older Persons	39	7.5%
Total	120	23.0%

MOBILITY

Place of Origin of Largest IDP Group	BORNO	GWOZA	NULL
Place of Origin of 2nd Largest IDP Group	BORNO	ASKIRA / UBA	LASSA
Area of intended return for Largest IDP Group	Place of origin		
Barriers to return home for Largest IDP Group	Lack of safety		

SITE MANAGEMENT AGENCY (SMA)

Type of SMA	Government	Agency Name	NEMA
SMA Contact Name	NEMA	Phone Number	8076357925

SERVICES

SHELTER

% families living outside (no shelter)	None	Most needed NFIs	Hygiene kits
% families living in tents	<75%	% HHs with mosquito nets	<75%
% families living in makeshift shelter	<25%	% HHs with access to safe cooking facilities	>75%
% families living indoors (solid walls)	<25%	% HHs with access to electricity	None

HEALTH

Location of health facilities/services	On-site (<3 km)	Access to health facility/services	Yes
Health facilities/services provider	INGO	Most prevalent health problems	Malaria

WASH

Location of site's main water source	On-site (<10 mn)	Total number functioning toilets	17
Liters of water per person per day	10 - 15 ltr	Separate male/female toilets	Yes
Main problems with drinking water	None	Separate male/female bathing areas	Yes

FOOD

Access to food	Yes, on site	Frequency of food distribution	Irregular
Access to market	Yes	Supplementary feeding for pregnant/lactant mothers?	No
Most common source for obtaining food	Distribution	Supplementary feeding for children?	No

PROTECTION

Security provided on-site	Yes	GBV referral mechanism in place	No
Main security provider	Self organized	Number of women friendly spaces	1
Most common type of security incident	None	Number of child friendly spaces	1
Most common type of GBV incident	None	Most reported problem in receiving support	Not enough assistance for all entitled

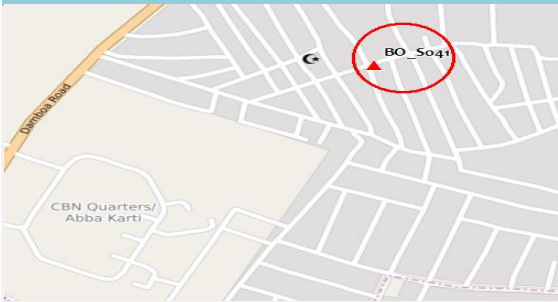
EDUCATION

Location of nearest education facility	On-site	Number of families with source of income	6
% children going to school	<75%	Access to income generating activities	Yes

LIVELIHOOD

COMMUNICATION

Main source for obtaining information	Mobile phone	Main topic of information requested	Situation in areas of origin
---------------------------------------	--------------	-------------------------------------	------------------------------



155

Households (HH)

1067

Individuals

Round 15

31 March 2017

DEMOGRAPHICS

Age/Sex	<1 year	1-5 years	6-17 years	18-59 years	>60 years	Total
Male	55	62	199	65	45	426
Female	74	83	277	122	85	641
Total	129	145	476	187	130	1,067

VULNERABLE GROUPS

Pregnant Women	25	2.3%
Breastfeeding Mothers	175	16.4%
Persons with Physical Disabilities	0	0.0%
Persons with Mental Disabilities	0	0.0%
Single Female Headed Households	25	2.3%
Single Male Headed Households	0	0.0%
Older Persons	130	12.2%
Total	355	33.3%

Site ID	BO_S041
Site Type	Collective Settlement/Centre
Site Classification	Spontaneous
Site Open Date	NULL
Admin 1	BORNO
Admin 2	MAIDUGURI M. C.
Admin 3	MAISANDARI
Latitude	11.796190
Longitude	13.134540

MOBILITY

Place of Origin of Largest IDP Group	BORNO	KONDUGA	NULL
Place of Origin of 2nd Largest IDP Group	NULL	NULL	NULL
Area of intended return for Largest IDP Group	Place of origin		
Barriers to return home for Largest IDP Group	Accessibility		

SITE MANAGEMENT AGENCY (SMA)

Type of SMA	NULL	Agency Name	NULL
SMA Contact Name	NULL	Phone Number	NULL

SERVICES

SHELTER

% families living outside (no shelter)	None	Most needed NFIs	Blankets/Mats
% families living in tents	>75%	% HHs with mosquito nets	>75%
% families living in makeshift shelter	<25%	% HHs with access to safe cooking facilities	>75%
% families living indoors (solid walls)	None	% HHs with access to electricity	None

HEALTH

Location of health facilities/services	On-site (<3 km)	Access to health facility/services	Yes
Health facilities/services provider	INGO	Most prevalent health problems	Malaria

WASH

Location of site's main water source	On-site (<10 mn)	Total number functioning toilets	12
Liters of water per person per day	10 - 15 ltr	Separate male/female toilets	Yes
Main problems with drinking water	None	Separate male/female bathing areas	Yes

FOOD

Access to food	Yes, on site	Frequency of food distribution	Irregular
Access to market	Yes	Supplementary feeding for pregnant/lactant mothers?	Yes
Most common source for obtaining food	Distribution	Supplementary feeding for children?	No

PROTECTION

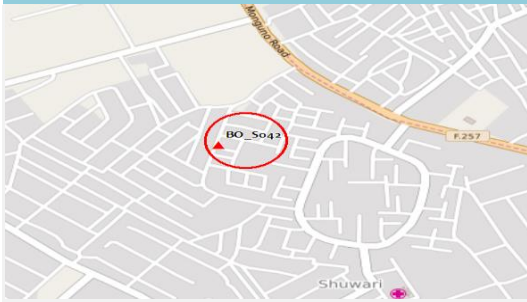
Security provided on-site	Yes	GBV referral mechanism in place	Yes
Main security provider	Self organized	Number of women friendly spaces	1
Most common type of security incident	Alcohol/drug-related disturbance	Number of child friendly spaces	1
Most common type of GBV incident	None	Most reported problem in receiving support	Not enough assistance for all entitled

EDUCATION

Location of nearest education facility	Off-site	Number of families with source of income	77
% children going to school	<75%	Access to income generating activities	Yes

COMMUNICATION

Main source for obtaining information	Radio/news	Main topic of information requested	Situation in areas of origin
---------------------------------------	------------	-------------------------------------	------------------------------



45

Households (HH)

227

Individuals

Round 15

31 March 2017

Site ID	BO_S042
Site Type	Collective Settlement/Centre
Site Classification	Spontaneous
Site Open Date	1-Mar-15
Admin 1	BORNO
Admin 2	MAIDUGURI M. C.
Admin 3	BOLORI I
Latitude	11.866150
Longitude	13.116890

DEMOGRAPHICS

Age/Sex	<1 year	1-5 years	6-17 years	18-59 years	>60 years	Total
Male	3	10	33	53	3	102
Female	4	15	46	55	5	125
Total	7	25	79	108	8	227

VULNERABLE GROUPS

Pregnant Women	5	2.2%
Breastfeeding Mothers	9	4.0%
Persons with Physical Disabilities	1	0.4%
Persons with Mental Disabilities	0	0.0%
Single Female Headed Households	3	1.3%
Single Male Headed Households	7	3.1%
Older Persons	8	3.5%
Total	33	14.5%

MOBILITY

Place of Origin of Largest IDP Group	BORNO	KUKAWA	KUKAWA
Place of Origin of 2nd Largest IDP Group	BORNO	MOBBAR	DAMASAK
Area of intended return for Largest IDP Group	Place of origin		
Barriers to return home for Largest IDP Group	Lack of safety		

SITE MANAGEMENT AGENCY (SMA)

Type of SMA	Individual/Private	Agency Name	N/A
SMA Contact Name	N/A	Phone Number	NULL

SERVICES

SHELTER

% families living outside (no shelter)	<25%	Most needed NFIs	Blankets/Mats
% families living in tents	None	% HHs with mosquito nets	<50%
% families living in makeshift shelter	None	% HHs with access to safe cooking facilities	<25%
% families living indoors (solid walls)	>75%	% HHs with access to electricity	None

HEALTH

Location of health facilities/services	Off-site (<3 km)	Access to health facility/services	Yes
Health facilities/services provider	Government	Most prevalent health problems	Malnutrition

WASH

Location of site's main water source	Off-site (<10 mn)	Total number functioning toilets	14
Liters of water per person per day	10 - 15 ltr	Separate male/female toilets	Yes
Main problems with drinking water	None	Separate male/female bathing areas	Yes

FOOD

Access to food	Yes, on site	Frequency of food distribution	Irregular
Access to market	Yes	Supplementary feeding for pregnant/lactant mothers?	No
Most common source for obtaining food	Cash	Supplementary feeding for children?	Yes

PROTECTION

Security provided on-site	Yes	GBV referral mechanism in place	Yes
Main security provider	Self organized	Number of women friendly spaces	0
Most common type of security incident	Theft	Number of child friendly spaces	0
Most common type of GBV incident	Domestic violence	Most reported problem in receiving support	Not enough assistance for all entitled

EDUCATION

Location of nearest education facility	Off-site
% children going to school	<75%

LIVELIHOOD

Number of families with source of income	45
Access to income generating activities	Yes

COMMUNICATION

Main source for obtaining information	Families/Friends	Main topic of information requested	Safety and Security
---------------------------------------	------------------	-------------------------------------	---------------------

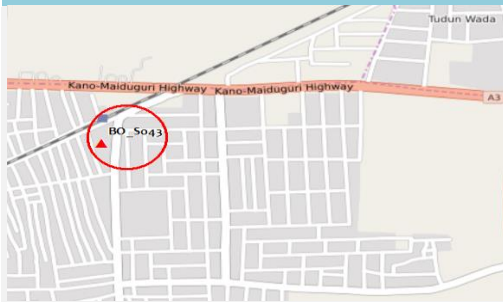


LIVING FAITH CHURCH

Site Profile

DTM

Nigeria



11

Households (HH)

96

Individuals

Round 15

31 March 2017

Site ID	BO_S043
Site Type	Collective Settlement/Centre
Site Classification	Spontaneous
Site Open Date	2-Jul-15
Admin 1	BORNO
Admin 2	MAIDUGURI M. C.
Admin 3	BOLORI I
Latitude	11.837260
Longitude	13.100750

DEMOGRAPHICS

Age/Sex	<1 year	1-5 years	6-17 years	18-59 years	>60 years	Total
Male	3	7	22	11	0	43
Female	5	10	26	12	0	53
Total	8	17	48	23	0	96

VULNERABLE GROUPS

Pregnant Women	1	1.0%
Breastfeeding Mothers	8	8.3%
Persons with Physical Disabilities	0	0.0%
Persons with Mental Disabilities	1	1.0%
Single Female Headed Households	0	0.0%
Single Male Headed Households	0	0.0%
Older Persons	0	0.0%
Total	10	10.4%

MOBILITY

Place of Origin of Largest IDP Group	BORNO	GWOZA	PULKA/BOKKO
Place of Origin of 2nd Largest IDP Group	BORNO	KUKAWA	BAGA
Area of intended return for Largest IDP Group	Place of origin		
Barriers to return home for Largest IDP Group	Lack of safety		

SITE MANAGEMENT AGENCY (SMA)

Type of SMA	Individual/Private	Agency Name	N/A
SMA Contact Name	N/A	Phone Number	NULL

SERVICES

SHELTER

% families living outside (no shelter)	None	Most needed NFIs	Blankets/Mats
% families living in tents	None	% HHs with mosquito nets	<25%
% families living in makeshift shelter	None	% HHs with access to safe cooking facilities	None
% families living indoors (solid walls)	>75%	% HHs with access to electricity	>75%

HEALTH

Location of health facilities/services	Off-site (>3 km)	Access to health facility/services	Yes
Health facilities/services provider	Government	Most prevalent health problems	Cough

WASH

Location of site's main water source	Off-site (<10 mn)	Total number functioning toilets	10
Liters of water per person per day	10 - 15 ltr	Separate male/female toilets	Yes
Main problems with drinking water	Suspended solids	Separate male/female bathing areas	Yes

FOOD

Access to food	Yes, on site	Frequency of food distribution	Irregular
Access to market	No	Supplementary feeding for pregnant/lactant mothers?	No
Most common source for obtaining food	Cash	Supplementary feeding for children?	No

PROTECTION

Security provided on-site	Yes	GBV referral mechanism in place	No
Main security provider	Self organized	Number of women friendly spaces	0
Most common type of security incident	None	Number of child friendly spaces	0
Most common type of GBV incident	Domestic violence	Most reported problem in receiving support	Not enough assistance for all entitled

EDUCATION

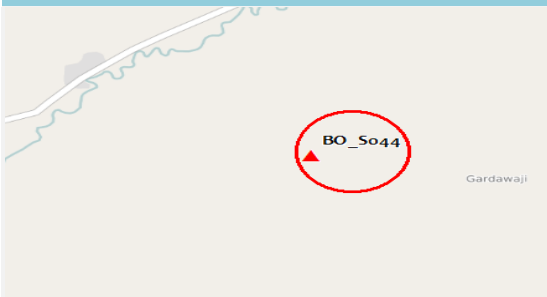
Location of nearest education facility	Off-site
% children going to school	<25%

LIVELIHOOD

Number of families with source of income	12
Access to income generating activities	Yes

COMMUNICATION

Main source for obtaining information	Families/Friends	Main topic of information requested	Safety and Security
---------------------------------------	------------------	-------------------------------------	---------------------



30

Households (HH)

150

Individuals

Round 15

31 March 2017

Site ID	BO_S044
Site Type	Collective Settlement/Centre
Site Classification	Spontaneous
Site Open Date	9-Sep-14
Admin 1	BORNO
Admin 2	KONDUGA
Admin 3	AUNO / CHABBOL
Latitude	11.816130
Longitude	13.067330

DEMOGRAPHICS

Age/Sex	<1 year	1-5 years	6-17 years	18-59 years	>60 years	Total
Male	4	13	22	26	2	67
Female	5	16	27	32	3	83
Total	9	29	49	58	5	150

VULNERABLE GROUPS

Pregnant Women	5	3.3%
Breastfeeding Mothers	14	9.3%
Persons with Physical Disabilities	2	1.3%
Persons with Mental Disabilities	0	0.0%
Single Female Headed Households	7	4.7%
Single Male Headed Households	5	3.3%
Older Persons	5	3.3%
Total	38	25.3%

MOBILITY

Place of Origin of Largest IDP Group	BORNO	GWOZA	GWOZA TOWN GADAMAYO
Place of Origin of 2nd Largest IDP Group	BORNO	KONDUGA	AUNO / CHABBOL
Area of intended return for Largest IDP Group	Place of origin		
Barriers to return home for Largest IDP Group	Lack of safety		

SITE MANAGEMENT AGENCY (SMA)

Type of SMA	NULL	Agency Name	NULL
SMA Contact Name	NULL	Phone Number	NULL

SERVICES

SHELTER

% families living outside (no shelter)	None	Most needed NFIs	Blankets/Mats
% families living in tents	None	% HHs with mosquito nets	<25%
% families living in makeshift shelter	None	% HHs with access to safe cooking facilities	None
% families living indoors (solid walls)	>75%	% HHs with access to electricity	<25%

HEALTH

Location of health facilities/services	On-site (<3 km)	Access to health facility/services	Yes
Health facilities/services provider	Government	Most prevalent health problems	Malaria

WASH

Location of site's main water source	On-site (<10 mn)	Total number functioning toilets	7
Liters of water per person per day	10 - 15 ltr	Separate male/female toilets	No
Main problems with drinking water	None	Separate male/female bathing areas	No

FOOD

Access to food	Yes, on site	Frequency of food distribution	Irregular
Access to market	Yes	Supplementary feeding for pregnant/lactant mothers?	No
Most common source for obtaining food	Cash	Supplementary feeding for children?	No

PROTECTION

Security provided on-site	Yes	GBV referral mechanism in place	No
Main security provider	Self organized	Number of women friendly spaces	0
Most common type of security incident	None	Number of child friendly spaces	0
Most common type of GBV incident	None	Most reported problem in receiving support	None

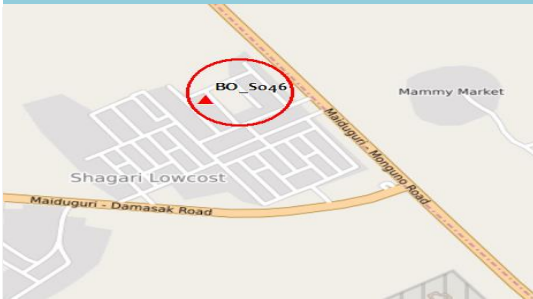
EDUCATION

Location of nearest education facility	Off-site	Number of families with source of income	0
% children going to school	<50%	Access to income generating activities	No

LIVELIHOOD

COMMUNICATION

Main source for obtaining information	Families/Friends	Main topic of information requested	Safety and Security
---------------------------------------	------------------	-------------------------------------	---------------------



36

Households (HH)

242

Individuals

Round 15

31 March 2017

Site ID	BO_S046
Site Type	Collective Settlement/Centre
Site Classification	Spontaneous
Site Open Date	09/25/2014
Admin 1	BORNO
Admin 2	KONDUGA
Admin 3	AUNO / CHABBOL
Latitude	11.907140
Longitude	13.091860

DEMOGRAPHICS

Age/Sex	<1 year	1-5 years	6-17 years	18-59 years	>60 years	Total
Male	7	18	32	38	3	98
Female	8	28	48	56	4	144
Total	15	46	80	94	7	242

VULNERABLE GROUPS

Pregnant Women	15	6.2%
Breastfeeding Mothers	25	10.3%
Persons with Physical Disabilities	0	0.0%
Persons with Mental Disabilities	0	0.0%
Single Female Headed Households	6	2.5%
Single Male Headed Households	4	1.7%
Older Persons	7	2.9%
Total	57	23.6%

MOBILITY

Place of Origin of Largest IDP Group	BORNO	GWOZA	NGOSHE
Place of Origin of 2nd Largest IDP Group	BORNO	GWOZA	PULKA/BOKKO
Area of intended return for Largest IDP Group	Place of origin		
Barriers to return home for Largest IDP Group	Accessibility		

SITE MANAGEMENT AGENCY (SMA)

Type of SMA	NULL	Agency Name	NULL
SMA Contact Name	NULL	Phone Number	NULL

SERVICES

SHELTER

% families living outside (no shelter)	None	Most needed NFIs	Blankets/Mats
% families living in tents	None	% HHs with mosquito nets	<25%
% families living in makeshift shelter	<25%	% HHs with access to safe cooking facilities	<50%
% families living indoors (solid walls)	>75%	% HHs with access to electricity	<75%

HEALTH

Location of health facilities/services	On-site (<3 km)	Access to health facility/services	Yes
Health facilities/services provider	INGO	Most prevalent health problems	Cough

WASH

Location of site's main water source	Off-site (<10 mn)	Total number functioning toilets	4
Liters of water per person per day	<5 ltr	Separate male/female toilets	Yes
Main problems with drinking water	None	Separate male/female bathing areas	Yes

FOOD

Access to food	Yes, off site	Frequency of food distribution	Irregular
Access to market	Yes	Supplementary feeding for pregnant/lactant mothers?	No
Most common source for obtaining food	Distribution	Supplementary feeding for children?	No

PROTECTION

Security provided on-site	Yes	GBV referral mechanism in place	No
Main security provider	Self organized	Number of women friendly spaces	0
Most common type of security incident	None	Number of child friendly spaces	0
Most common type of GBV incident	None	Most reported problem in receiving support	Not enough assistance for all entitled

EDUCATION

Location of nearest education facility	Off-site
% children going to school	<50%

LIVELIHOOD

Number of families with source of income	0
Access to income generating activities	No

COMMUNICATION

Main source for obtaining information	Families/Friends	Main topic of information requested	Situation in areas of origin
---------------------------------------	------------------	-------------------------------------	------------------------------



MUNA GARAGE EL BADAWE

Site Profile

DTM

Nigeria



4321

Households (HH)

18220

Individuals

Round 15

31 March 2017

Site ID	BO_S047
Site Type	Collective Settlement/Centre
Site Classification	Spontaneous
Site Open Date	09-Oct-14
Admin 1	BORNO
Admin 2	JERE
Admin 3	DUSUMAN
Latitude	11.872710
Longitude	13.351290

DEMOGRAPHICS

Age/Sex	<1 year	1-5 years	6-17 years	18-59 years	>60 years	Total
Male	913	1,501	2,894	2,545	498	8,351
Female	992	1,600	3,100	3,667	510	9,869
Total	1,905	3,101	5,994	6,212	1,008	18,220

VULNERABLE GROUPS

Pregnant Women	680	3.7%
Breastfeeding Mothers	1,905	10.5%
Persons with Physical Disabilities	180	1.0%
Persons with Mental Disabilities	32	0.2%
Single Female Headed Households	450	2.5%
Single Male Headed Households	40	0.2%
Older Persons	1,008	5.5%
Total	4295	23.6%

MOBILITY

Place of Origin of Largest IDP Group	BORNO	MAFA	MA'AFA
Place of Origin of 2nd Largest IDP Group	BORNO	DIKWA	DIKWA
Area of intended return for Largest IDP Group	Place of origin		
Barriers to return home for Largest IDP Group	House damaged/destroyed		

SITE MANAGEMENT AGENCY (SMA)

Type of SMA	Government	Agency Name	SEMA
SMA Contact Name	SEMA	Phone Number	7061394123

SERVICES

SHELTER

% families living outside (no shelter)	<25%	Most needed NFIs	Mosquito nets
% families living in tents	<25%	% HHs with mosquito nets	<25%
% families living in makeshift shelter	<75%	% HHs with access to safe cooking facilities	None
% families living indoors (solid walls)	None	% HHs with access to electricity	None

HEALTH

Location of health facilities/services	On-site (<3 km)	Access to health facility/services	Yes
Health facilities/services provider	INGO	Most prevalent health problems	Malaria

WASH

Location of site's main water source	On-site (<10 mn)	Total number functioning toilets	100
Liters of water per person per day	5 - 10 ltr	Separate male/female toilets	No
Main problems with drinking water	None	Separate male/female bathing areas	No

FOOD

Access to food	Yes, on site	Frequency of food distribution	Once a week
Access to market	Yes	Supplementary feeding for pregnant/lactant mothers?	Yes
Most common source for obtaining food	Distribution	Supplementary feeding for children?	Yes

PROTECTION

Security provided on-site	Yes	GBV referral mechanism in place	Yes
Main security provider	Military	Number of women friendly spaces	2
Most common type of security incident	Theft	Number of child friendly spaces	1
Most common type of GBV incident	None	Most reported problem in receiving support	None

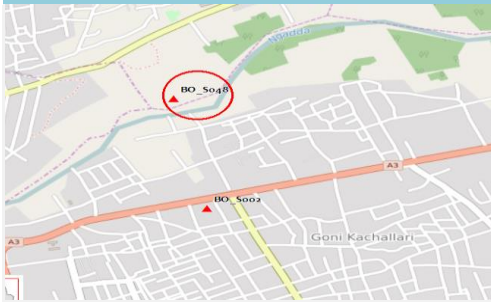
EDUCATION

Location of nearest education facility	On-site	Number of families with source of income	1600
% children going to school	<75%	Access to income generating activities	Yes

LIVELIHOOD

COMMUNICATION

Main source for obtaining information	Authorities	Main topic of information requested	Distribution
---------------------------------------	-------------	-------------------------------------	--------------



45

Households (HH)

190

Individuals

Round 15

31 March 2017

Site ID	BO_S048
Site Type	Collective Settlement/Centre
Site Classification	Spontaneous
Site Open Date	12-Dec-14
Admin 1	BORNO
Admin 2	MAIDUGURI M. C.
Admin 3	GAMBORU LIBERTY
Latitude	11.857750
Longitude	13.181040

DEMOGRAPHICS

Age/Sex	<1 year	1-5 years	6-17 years	18-59 years	>60 years	Total
Male	10	16	32	25	7	90
Female	11	11	35	40	3	100
Total	21	27	67	65	10	190

VULNERABLE GROUPS

Pregnant Women	5	2.6%
Breastfeeding Mothers	18	9.5%
Persons with Physical Disabilities	1	0.5%
Persons with Mental Disabilities	0	0.0%
Single Female Headed Households	4	2.1%
Single Male Headed Households	0	0.0%
Older Persons	10	5.3%
Total	38	20.0%

MOBILITY

Place of Origin of Largest IDP Group	BORNO	MONGUNO	MONGUNO
Place of Origin of 2nd Largest IDP Group	BORNO	ABADAM	YITUWA
Area of intended return for Largest IDP Group	Place of origin		
Barriers to return home for Largest IDP Group	Lack of safety		

SITE MANAGEMENT AGENCY (SMA)

Type of SMA	NULL	Agency Name	NULL
SMA Contact Name	NULL	Phone Number	NULL

SERVICES

SHELTER

% families living outside (no shelter)	None	Most needed NFIs	Blankets/Mats
% families living in tents	None	% HHs with mosquito nets	<50%
% families living in makeshift shelter	>75%	% HHs with access to safe cooking facilities	<25%
% families living indoors (solid walls)	None	% HHs with access to electricity	<25%

HEALTH

Location of health facilities/services	Off-site (<3 km)	Access to health facility/services	Yes
Health facilities/services provider	Government	Most prevalent health problems	Malaria

WASH

Location of site's main water source	On-site (<10 mn)	Total number functioning toilets	0
Liters of water per person per day	10 - 15 ltr	Separate male/female toilets	No
Main problems with drinking water	None	Separate male/female bathing areas	No

FOOD

Access to food	Yes, on site	Frequency of food distribution	Irregular
Access to market	Yes	Supplementary feeding for pregnant/lactant mothers?	No
Most common source for obtaining food	Distribution	Supplementary feeding for children?	No

PROTECTION

Security provided on-site	Yes	GBV referral mechanism in place	No
Main security provider	Self organized	Number of women friendly spaces	0
Most common type of security incident	None	Number of child friendly spaces	0
Most common type of GBV incident	None	Most reported problem in receiving support	None

EDUCATION

Location of nearest education facility	Off-site	Number of families with source of income	30
% children going to school	<50%	Access to income generating activities	Yes

LIVELIHOOD

COMMUNICATION

Main source for obtaining information	Families/Friends	Main topic of information requested	Safety and Security
---------------------------------------	------------------	-------------------------------------	---------------------



30

Households (HH)

200

Individuals

Round 15

31 March 2017

Site ID	BO_S050
Site Type	Collective Settlement/Centre
Site Classification	Spontaneous
Site Open Date	1-Feb-16
Admin 1	BORNO
Admin 2	JERE
Admin 3	DUSUMAN
Latitude	11.868480
Longitude	13.250340

DEMOGRAPHICS

Age/Sex	<1 year	1-5 years	6-17 years	18-59 years	>60 years	Total
Male	11	35	41	27	3	117
Female	5	15	29	29	5	83
Total	16	50	70	56	8	200

VULNERABLE GROUPS

Pregnant Women	6	3.0%
Breastfeeding Mothers	10	5.0%
Persons with Physical Disabilities	0	0.0%
Persons with Mental Disabilities	0	0.0%
Single Female Headed Households	3	1.5%
Single Male Headed Households	2	1.0%
Older Persons	8	4.0%
Total	29	14.5%

MOBILITY

Place of Origin of Largest IDP Group	BORNO	JERE	DUSUMAN
Place of Origin of 2nd Largest IDP Group	BORNO	JERE	DUSUMAN
Area of intended return for Largest IDP Group	Place of origin		
Barriers to return home for Largest IDP Group	Lack of safety		

SITE MANAGEMENT AGENCY (SMA)

Type of SMA	NULL	Agency Name	NULL
SMA Contact Name	NULL	Phone Number	NULL

SERVICES

SHELTER

% families living outside (no shelter)	None	Most needed NFIs	Blankets/Mats
% families living in tents	<25%	% HHs with mosquito nets	<75%
% families living in makeshift shelter	None	% HHs with access to safe cooking facilities	None
% families living indoors (solid walls)	None	% HHs with access to electricity	None

HEALTH

Location of health facilities/services	Off-site (<3 km)	Access to health facility/services	Yes
Health facilities/services provider	INGO	Most prevalent health problems	Malaria

WASH

Location of site's main water source	Off-site (>10 mn)	Total number functioning toilets	2
Liters of water per person per day	5 - 10 ltr	Separate male/female toilets	No
Main problems with drinking water	None	Separate male/female bathing areas	No

FOOD

Access to food	Yes, off site	Frequency of food distribution	Irregular
Access to market	Yes	Supplementary feeding for pregnant/lactant mothers?	No
Most common source for obtaining food	Cash	Supplementary feeding for children?	No

PROTECTION

Security provided on-site	No	GBV referral mechanism in place	No
Main security provider	None	Number of women friendly spaces	0
Most common type of security incident	None	Number of child friendly spaces	0
Most common type of GBV incident	None	Most reported problem in receiving support	None

EDUCATION

Location of nearest education facility	Off-site	Number of families with source of income	0
% children going to school	<50%	Access to income generating activities	Yes

LIVELIHOOD

COMMUNICATION

Main source for obtaining information	Radio/news	Main topic of information requested	Safety and Security
---------------------------------------	------------	-------------------------------------	---------------------



27

Households (HH)

136

Individuals

Round 15

31 March 2017

Site ID	BO_S051
Site Type	Camp
Site Classification	Spontaneous
Site Open Date	9-Sep-14
Admin 1	BORNO
Admin 2	JERE
Admin 3	DUSUMAN
Latitude	11.868170
Longitude	13.253860

DEMOGRAPHICS

Age/Sex	<1 year	1-5 years	6-17 years	18-59 years	>60 years	Total
Male	3	15	28	18	7	71
Female	2	11	23	24	5	65
Total	5	26	51	42	12	136

VULNERABLE GROUPS

Pregnant Women	5	3.7%
Breastfeeding Mothers	19	14.0%
Persons with Physical Disabilities	4	2.9%
Persons with Mental Disabilities	1	0.7%
Single Female Headed Households	3	2.2%
Single Male Headed Households	0	0.0%
Older Persons	12	8.8%
Total	44	32.4%

MOBILITY

Place of Origin of Largest IDP Group	BORNO	MAFA	TAMSU NGAMDUA
Place of Origin of 2nd Largest IDP Group	BORNO	BAMA	SHEHURI / HAUSARI / MAIRI
Area of intended return for Largest IDP Group	Place of origin		
Barriers to return home for Largest IDP Group	Lack of safety		

SITE MANAGEMENT AGENCY (SMA)

Type of SMA	NULL	Agency Name	NULL
SMA Contact Name	NULL	Phone Number	NULL

SERVICES

SHELTER

% families living outside (no shelter)	None	Most needed NFIs	Plastic sheeting
% families living in tents	None	% HHs with mosquito nets	<25%
% families living in makeshift shelter	<75%	% HHs with access to safe cooking facilities	None
% families living indoors (solid walls)	<25%	% HHs with access to electricity	None

HEALTH

Location of health facilities/services	Off-site (<3 km)	Access to health facility/services	Yes
Health facilities/services provider	INGO	Most prevalent health problems	Malaria

WASH

Location of site's main water source	Off-site (<10 mn)	Total number functioning toilets	2
Liters of water per person per day	>15 ltr	Separate male/female toilets	No
Main problems with drinking water	None	Separate male/female bathing areas	No

FOOD

Access to food	Yes, off site	Frequency of food distribution	Irregular
Access to market	Yes	Supplementary feeding for pregnant/lactant mothers?	No
Most common source for obtaining food	Cash	Supplementary feeding for children?	No

PROTECTION

Security provided on-site	Yes	GBV referral mechanism in place	No
Main security provider	Self organized	Number of women friendly spaces	0
Most common type of security incident	None	Number of child friendly spaces	0
Most common type of GBV incident	None	Most reported problem in receiving support	Not enough assistance for all entitled

EDUCATION

Location of nearest education facility	Off-site	Number of families with source of income	20
% children going to school	<25%	Access to income generating activities	Yes

COMMUNICATION

Main source for obtaining information	Local Leader	Main topic of information requested	Distribution
---------------------------------------	--------------	-------------------------------------	--------------



564

Households (HH)

2700

Individuals

Round 15

31 March 2017

Site ID	BO_S053
Site Type	Collective Settlement/Centre
Site Classification	Spontaneous
Site Open Date	5-May-15
Admin 1	BORNO
Admin 2	MAIDUGURI M. C.
Admin 3	SHEHURI NORTH
Latitude	11.855710
Longitude	13.161910

DEMOGRAPHICS

Age/Sex	<1 year	1-5 years	6-17 years	18-59 years	>60 years	Total
Male	89	206	326	435	31	1,087
Female	148	337	469	626	33	1,613
Total	237	543	795	1,061	64	2,700

VULNERABLE GROUPS

Pregnant Women	50	1.9%
Breastfeeding Mothers	286	10.6%
Persons with Physical Disabilities	15	0.6%
Persons with Mental Disabilities	2	0.1%
Single Female Headed Households	150	5.6%
Single Male Headed Households	20	0.7%
Older Persons	64	2.4%
Total	587	21.7%

MOBILITY

Place of Origin of Largest IDP Group	BORNO	KONDUGA	KONDUGA
Place of Origin of 2nd Largest IDP Group	BORNO	BAMA	BUDUWA / BULA CHIRABE
Area of intended return for Largest IDP Group	Place of origin		
Barriers to return home for Largest IDP Group	Accessibility		

SITE MANAGEMENT AGENCY (SMA)

Type of SMA	NULL	Agency Name	NULL
SMA Contact Name	NULL	Phone Number	NULL

SERVICES

SHELTER

% families living outside (no shelter)	None	Most needed NFIs	Soap
% families living in tents	<25%	% HHs with mosquito nets	<75%
% families living in makeshift shelter	None	% HHs with access to safe cooking facilities	<50%
% families living indoors (solid walls)	None	% HHs with access to electricity	None

HEALTH

Location of health facilities/services	Mobile clinic	Access to health facility/services	Yes
Health facilities/services provider	INGO	Most prevalent health problems	Malaria

WASH

Location of site's main water source	On-site (<10 mn)	Total number functioning toilets	36
Liters of water per person per day	10 - 15 ltr	Separate male/female toilets	Yes
Main problems with drinking water	None	Separate male/female bathing areas	Yes

FOOD

Access to food	Yes, on site	Frequency of food distribution	Irregular
Access to market	Yes	Supplementary feeding for pregnant/lactant mothers?	No
Most common source for obtaining food	Distribution	Supplementary feeding for children?	No

PROTECTION

Security provided on-site	Yes	GBV referral mechanism in place	No
Main security provider	Police	Number of women friendly spaces	0
Most common type of security incident	None	Number of child friendly spaces	0
Most common type of GBV incident	None	Most reported problem in receiving support	Not enough assistance for all entitled

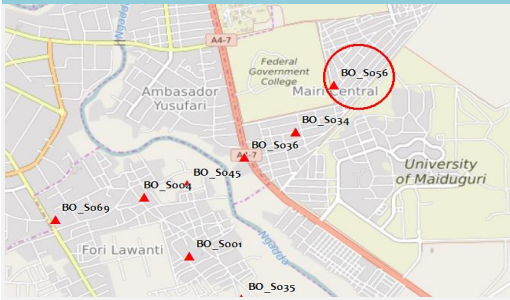
EDUCATION

Location of nearest education facility	Off-site	Number of families with source of income	120
% children going to school	>75%	Access to income generating activities	Yes

LIVELIHOOD

COMMUNICATION

Main source for obtaining information	Families/Friends	Main topic of information requested	Safety and Security
---------------------------------------	------------------	-------------------------------------	---------------------



29

Households (HH)

131

Individuals

Round 15

31 March 2017

Site ID	BO_S056
Site Type	Collective Settlement/Centre
Site Classification	Spontaneous
Site Open Date	9-Jan-14
Admin 1	BORNO
Admin 2	JERE
Admin 3	MAIRI
Latitude	11.816090
Longitude	13.189720

DEMOGRAPHICS

Age/Sex	<1 year	1-5 years	6-17 years	18-59 years	>60 years	Total
Male	3	12	24	21	2	62
Female	5	16	19	26	3	69
Total	8	28	43	47	5	131

VULNERABLE GROUPS

Pregnant Women	11	8.4%
Breastfeeding Mothers	15	11.5%
Persons with Physical Disabilities	2	1.5%
Persons with Mental Disabilities	0	0.0%
Single Female Headed Households	2	1.5%
Single Male Headed Households	4	3.1%
Older Persons	5	3.8%
Total	39	29.8%

MOBILITY

Place of Origin of Largest IDP Group	BORNO	BAMA	ZANGERI/KASH KASH
Place of Origin of 2nd Largest IDP Group	BORNO	KONDUGA	KONDUGA
Area of intended return for Largest IDP Group	Place of origin		
Barriers to return home for Largest IDP Group	House damaged/destroyed		

SITE MANAGEMENT AGENCY (SMA)

Type of SMA	NULL	Agency Name	NULL
SMA Contact Name	NULL	Phone Number	NULL

SERVICES

SHELTER

% families living outside (no shelter)	None	Most needed NFIs	Blankets/Mats
% families living in tents	None	% HHs with mosquito nets	<25%
% families living in makeshift shelter	None	% HHs with access to safe cooking facilities	<25%
% families living indoors (solid walls)	>75%	% HHs with access to electricity	None

HEALTH

Location of health facilities/services	On-site (<3 km)	Access to health facility/services	Yes
Health facilities/services provider	Government	Most prevalent health problems	Cough

WASH

Location of site's main water source	On-site (<10 mn)	Total number functioning toilets	6
Liters of water per person per day	>15 ltr	Separate male/female toilets	Yes
Main problems with drinking water	None	Separate male/female bathing areas	No

FOOD

Access to food	Yes, on site	Frequency of food distribution	Everyday
Access to market	Yes	Supplementary feeding for pregnant/lactant mothers?	No
Most common source for obtaining food	Cash	Supplementary feeding for children?	No

PROTECTION

Security provided on-site	Yes	GBV referral mechanism in place	No
Main security provider	Self organized	Number of women friendly spaces	0
Most common type of security incident	None	Number of child friendly spaces	0
Most common type of GBV incident	None	Most reported problem in receiving support	None

EDUCATION

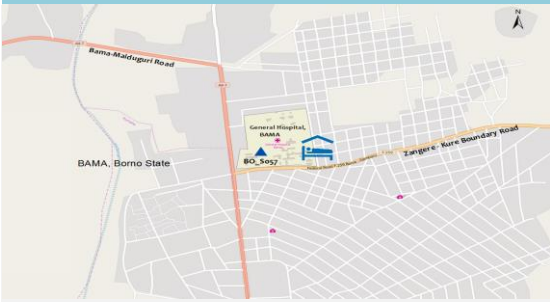
Location of nearest education facility	On-site
% children going to school	<50%

LIVELIHOOD

Number of families with source of income	0
Access to income generating activities	Yes

COMMUNICATION

Main source for obtaining information	Radio/news	Main topic of information requested	Situation in areas of origin
---------------------------------------	------------	-------------------------------------	------------------------------



2642

Households (HH)

11889

Individuals

Round 15

31 March 2017

DEMOGRAPHICS

Age/Sex	<1 year	1-5 years	6-17 years	18-59 years	>60 years	Total
Male	175	1,381	2,452	1,071	275	5,354
Female	215	1,688	2,997	1,310	325	6,535
Total	390	3,069	5,449	2,381	600	11,889

VULNERABLE GROUPS

Pregnant Women	150	1.3%
Breastfeeding Mothers	550	4.6%
Persons with Physical Disabilities	17	0.1%
Persons with Mental Disabilities	43	0.4%
Single Female Headed Households	1,250	10.5%
Single Male Headed Households	275	2.3%
Older Persons	600	5.0%
Total	2885	24.3%

Site ID	BO_S057
Site Type	Camp
Site Classification	Spontaneous
Site Open Date	5-Dec-15
Admin 1	BORNO
Admin 2	BAMA
Admin 3	KASUGULA
Latitude	11.531390
Longitude	13.687210

MOBILITY

Place of Origin of Largest IDP Group	BORNO	BAMA	KUMSHE /NDUGUNO
Place of Origin of 2nd Largest IDP Group	BORNO	BAMA	GULUMBA / JUUKURI / BATRA
Area of intended return for Largest IDP Group	Place of origin		
Barriers to return home for Largest IDP Group	Lack of safety		

SITE MANAGEMENT AGENCY (SMA)

Type of SMA	Government	Agency Name	SEMA
SMA Contact Name	SEMA	Phone Number	8036730226

SERVICES

SHELTER

% families living outside (no shelter)	<25%	Most needed NFIs	Blankets/Mats
% families living in tents	<25%	% HHs with mosquito nets	>75%
% families living in makeshift shelter	<75%	% HHs with access to safe cooking facilities	<75%
% families living indoors (solid walls)	<25%	% HHs with access to electricity	None

HEALTH

Location of health facilities/services	On-site (<3 km)	Access to health facility/services	Yes
Health facilities/services provider	Government	Most prevalent health problems	Malaria

WASH

Location of site's main water source	On-site (<10 mn)	Total number functioning toilets	185
Liters of water per person per day	>15 ltr	Separate male/female toilets	No
Main problems with drinking water	None	Separate male/female bathing areas	No

FOOD

Access to food	Yes, on site	Frequency of food distribution	Every 2 weeks
Access to market	Yes	Supplementary feeding for pregnant/lactant mothers?	Yes
Most common source for obtaining food	Distribution	Supplementary feeding for children?	Yes

PROTECTION

Security provided on-site	Yes	GBV referral mechanism in place	Yes
Main security provider	Military	Number of women friendly spaces	2
Most common type of security incident	Friction among site residents	Number of child friendly spaces	7
Most common type of GBV incident	Sexual abuse	Most reported problem in receiving support	None

EDUCATION

Location of nearest education facility	On-site
% children going to school	>75%

LIVELIHOOD

Number of families with source of income	195
Access to income generating activities	Yes

COMMUNICATION

Main source for obtaining information	Radio/news	Main topic of information requested	Safety and Security
---------------------------------------	------------	-------------------------------------	---------------------


1089

Households (HH)

5773

Individuals

Round 15

31 March 2017

Site ID	BO_S058
Site Type	Collective Settlement/Centre
Site Classification	Spontaneous
Site Open Date	1-Jan-15
Admin 1	BORNO
Admin 2	KONDUGA
Admin 3	KONDUGA
Latitude	11.662300
Longitude	13.396670

DEMOGRAPHICS

Age/Sex	<1 year	1-5 years	6-17 years	18-59 years	>60 years	Total
Male	84	650	869	979	147	2,729
Female	102	771	939	1,074	158	3,044
Total	186	1,421	1,808	2,053	305	5,773

VULNERABLE GROUPS

Pregnant Women	230	4.0%
Breastfeeding Mothers	210	3.6%
Persons with Physical Disabilities	1	0.0%
Persons with Mental Disabilities	2	0.0%
Single Female Headed Households	69	1.2%
Single Male Headed Households	25	0.4%
Older Persons	305	5.3%
Total	842	14.6%

MOBILITY

Place of Origin of Largest IDP Group	BORNO	KONDUGA	KELUMIRI / NGALBI AMARI / YALE
Place of Origin of 2nd Largest IDP Group	BORNO	KONDUGA	MAIRAMRI / YELERI / BAZAMRI
Area of intended return for Largest IDP Group	Place of origin		
Barriers to return home for Largest IDP Group	Lack of safety		

SITE MANAGEMENT AGENCY (SMA)

Type of SMA	Armed Forces	Agency Name	NIGERIAN ARMY
SMA Contact Name	NIGERIAN ARMY	Phone Number	NULL

SERVICES
SHELTER

% families living outside (no shelter)	>75%	Most needed NFIs	Kitchen sets
% families living in tents	None	% HHs with mosquito nets	<25%
% families living in makeshift shelter	<25%	% HHs with access to safe cooking facilities	<50%
% families living indoors (solid walls)	<25%	% HHs with access to electricity	<25%

HEALTH

Location of health facilities/services	On-site (<3 km)	Access to health facility/services	Yes
Health facilities/services provider	INGO	Most prevalent health problems	Malaria

WASH

Location of site's main water source	On-site (<10 mn)	Total number functioning toilets	20
Liters of water per person per day	10 - 15 ltr	Separate male/female toilets	Yes
Main problems with drinking water	None	Separate male/female bathing areas	Yes

FOOD

Access to food	Yes, on site	Frequency of food distribution	Once a month
Access to market	Yes	Supplementary feeding for pregnant/lactant mothers?	Yes
Most common source for obtaining food	Distribution	Supplementary feeding for children?	No

PROTECTION

Security provided on-site	Yes	GBV referral mechanism in place	No
Main security provider	Military	Number of women friendly spaces	0
Most common type of security incident	None	Number of child friendly spaces	0
Most common type of GBV incident	None	Most reported problem in receiving support	None

EDUCATION

Location of nearest education facility	On-site	Number of families with source of income	25
% children going to school	<25%	Access to income generating activities	Yes

LIVELIHOOD
COMMUNICATION

Main source for obtaining information	Families/Friends	Main topic of information requested	Situation in areas of origin
---------------------------------------	------------------	-------------------------------------	------------------------------



3544

Households (HH)

19850

Individuals

Round 15

31 March 2017

Site ID	BO_S059
Site Type	Collective Settlement/Centre
Site Classification	Spontaneous
Site Open Date	11-Nov-15
Admin 1	BORNO
Admin 2	MONGUNO
Admin 3	MONGUNO
Latitude	12.679510
Longitude	13.623060

DEMOGRAPHICS

Age/Sex	<1 year	1-5 years	6-17 years	18-59 years	>60 years	Total
Male	374	3,295	532	3,402	368	7,971
Female	560	4,180	734	5,919	486	11,879
Total	934	7,475	1,266	9,321	854	19,850

VULNERABLE GROUPS

Pregnant Women	241	1.2%
Breastfeeding Mothers	1,253	6.3%
Persons with Physical Disabilities	12	0.1%
Persons with Mental Disabilities	45	0.2%
Single Female Headed Households	605	3.0%
Single Male Headed Households	242	1.2%
Older Persons	854	4.3%
Total	3252	16.4%

MOBILITY

Place of Origin of Largest IDP Group	BORNO	MARTE	MARTE
Place of Origin of 2nd Largest IDP Group	BORNO	MARTE	NJINE
Area of intended return for Largest IDP Group	Place of origin		
Barriers to return home for Largest IDP Group	Lack of safety		

SITE MANAGEMENT AGENCY (SMA)

Type of SMA	Government	Agency Name	SEMA
SMA Contact Name	SEMA	Phone Number	8027907355

SERVICES

SHELTER

% families living outside (no shelter)	None	Most needed NFIs	Blankets/Mats
% families living in tents	<50%	% HHs with mosquito nets	<75%
% families living in makeshift shelter	<75%	% HHs with access to safe cooking facilities	<75%
% families living indoors (solid walls)	<25%	% HHs with access to electricity	None

HEALTH

Location of health facilities/services	On-site (<3 km)	Access to health facility/services	Yes
Health facilities/services provider	INGO	Most prevalent health problems	RTI

WASH

Location of site's main water source	On-site (<10 mn)	Total number functioning toilets	72
Liters of water per person per day	>15 ltr	Separate male/female toilets	Yes
Main problems with drinking water	None	Separate male/female bathing areas	Yes

FOOD

Access to food	Yes, on site	Frequency of food distribution	Irregular
Access to market	Yes	Supplementary feeding for pregnant/lactant mothers?	Yes
Most common source for obtaining food	Cash	Supplementary feeding for children?	No

PROTECTION

Security provided on-site	Yes	GBV referral mechanism in place	No
Main security provider	Military	Number of women friendly spaces	0
Most common type of security incident	None	Number of child friendly spaces	0
Most common type of GBV incident	None	Most reported problem in receiving support	None

EDUCATION

Location of nearest education facility	On-site	Number of families with source of income	0
% children going to school	<75%	Access to income generating activities	Yes

LIVELIHOOD

COMMUNICATION

Main source for obtaining information	Families/Friends	Main topic of information requested	Safety and Security
---------------------------------------	------------------	-------------------------------------	---------------------

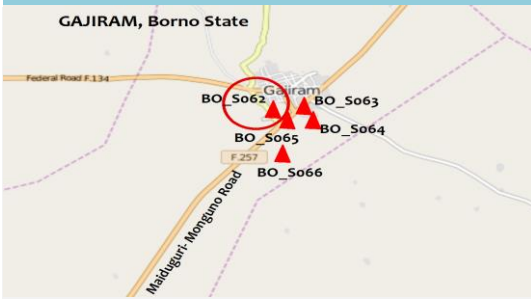


GAJIRAM CENTRAL PRI. SCH. 1

Site Profile

DTM

Nigeria



112

Households (HH)

622

Individuals

Round 15

31 March 2017

Site ID	BO_S062
Site Type	Collective Settlement/Centre
Site Classification	Spontaneous
Site Open Date	1-Jan-16
Admin 1	BORNO
Admin 2	NGANZAI
Admin 3	GAJIRAM
Latitude	12.394030
Longitude	13.207740

DEMOGRAPHICS

Age/Sex	<1 year	1-5 years	6-17 years	18-59 years	>60 years	Total
Male	22	61	90	112	10	295
Female	19	51	109	137	11	327
Total	41	112	199	249	21	622

VULNERABLE GROUPS

Pregnant Women	25	4.0%
Breastfeeding Mothers	51	8.2%
Persons with Physical Disabilities	5	0.8%
Persons with Mental Disabilities	2	0.3%
Single Female Headed Households	11	1.8%
Single Male Headed Households	2	0.3%
Older Persons	21	3.4%
Total	117	18.8%

MOBILITY

Place of Origin of Largest IDP Group	BORNO	NGANZAI	BADU
Place of Origin of 2nd Largest IDP Group	BORNO	GUZAMALA	NULL
Area of intended return for Largest IDP Group	Place of origin		
Barriers to return home for Largest IDP Group	Lack of safety		

SITE MANAGEMENT AGENCY (SMA)

Type of SMA	NULL	Agency Name	NULL
SMA Contact Name	NULL	Phone Number	NULL

SERVICES

SHELTER

% families living outside (no shelter)	None	Most needed NFIs	Kitchen sets
% families living in tents	None	% HHs with mosquito nets	<75%
% families living in makeshift shelter	<25%	% HHs with access to safe cooking facilities	<50%
% families living indoors (solid walls)	>75%	% HHs with access to electricity	None

HEALTH

Location of health facilities/services	Off-site (<3 km)	Access to health facility/services	Yes
Health facilities/services provider	NGO	Most prevalent health problems	Malaria

WASH

Location of site's main water source	Off-site (<10 mn)	Total number functioning toilets	3
Liters of water per person per day	5 - 10 ltr	Separate male/female toilets	No
Main problems with drinking water	None	Separate male/female bathing areas	No

FOOD

Access to food	Yes, on site	Frequency of food distribution	Irregular
Access to market	Yes	Supplementary feeding for pregnant/lactant mothers?	No
Most common source for obtaining food	Cash	Supplementary feeding for children?	Yes

PROTECTION

Security provided on-site	Yes	GBV referral mechanism in place	No
Main security provider	Self organized	Number of women friendly spaces	0
Most common type of security incident	None	Number of child friendly spaces	0
Most common type of GBV incident	None	Most reported problem in receiving support	Not enough assistance for all entitled

EDUCATION

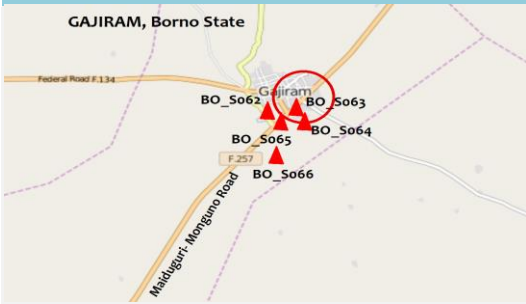
Location of nearest education facility	None
% children going to school	None

LIVELIHOOD

Number of families with source of income	97
Access to income generating activities	Yes

COMMUNICATION

Main source for obtaining information	Local Leader	Main topic of information requested	Safety and Security
---------------------------------------	--------------	-------------------------------------	---------------------



198
Households (HH)

1089
Individuals

Round 15
31 March 2017

Site ID	BO_S063
Site Type	Collective Settlement/Centre
Site Classification	Spontaneous
Site Open Date	1-Apr-16
Admin 1	BORNO
Admin 2	NGANZAI
Admin 3	GAJIRAM
Latitude	12.494430
Longitude	12.216720

DEMOGRAPHICS

Age/Sex	<1 year	1-5 years	6-17 years	18-59 years	>60 years	Total
Male	35	65	131	174	30	435
Female	52	98	196	262	46	654
Total	87	163	327	436	76	1,089

VULNERABLE GROUPS

Pregnant Women	86	7.9%
Breastfeeding Mothers	116	10.7%
Persons with Physical Disabilities	21	1.9%
Persons with Mental Disabilities	0	0.0%
Single Female Headed Households	12	1.1%
Single Male Headed Households	4	0.4%
Older Persons	76	7.0%
Total	315	28.9%

MOBILITY

Place of Origin of Largest IDP Group	BORNO	NGANZAI	BADU
Place of Origin of 2nd Largest IDP Group	BORNO	NGANZAI	GAJIRAM
Area of intended return for Largest IDP Group	Place of origin		
Barriers to return home for Largest IDP Group	Lack of safety		

SITE MANAGEMENT AGENCY (SMA)

Type of SMA	NULL	Agency Name	NULL
SMA Contact Name	NULL	Phone Number	NULL

SERVICES

SHELTER

% families living outside (no shelter)	<25%	Most needed NFIs	Blankets/Mats
% families living in tents	None	% HHs with mosquito nets	<25%
% families living in makeshift shelter	<25%	% HHs with access to safe cooking facilities	<25%
% families living indoors (solid walls)	<50%	% HHs with access to electricity	None

HEALTH

Location of health facilities/services	On-site (<3 km)	Access to health facility/services	Yes
Health facilities/services provider	NGO	Most prevalent health problems	Cough

WASH

Location of site's main water source	On-site (<10 mn)	Total number functioning toilets	6
Liters of water per person per day	10 - 15 ltr	Separate male/female toilets	No
Main problems with drinking water	None	Separate male/female bathing areas	No

FOOD

Access to food	Yes, off site	Frequency of food distribution	Irregular
Access to market	Yes	Supplementary feeding for pregnant/lactant mothers?	No
Most common source for obtaining food	Cash	Supplementary feeding for children?	No

PROTECTION

Security provided on-site	Yes	GBV referral mechanism in place	No
Main security provider	Self organized	Number of women friendly spaces	0
Most common type of security incident	None	Number of child friendly spaces	0
Most common type of GBV incident	None	Most reported problem in receiving support	None

EDUCATION

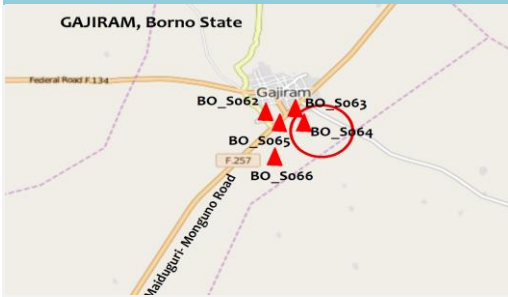
Location of nearest education facility	None
% children going to school	None

LIVELIHOOD

Number of families with source of income	39
Access to income generating activities	Yes

COMMUNICATION

Main source for obtaining information	Local Leader	Main topic of information requested	Safety and Security
---------------------------------------	--------------	-------------------------------------	---------------------



787

Households (HH)

4327

Individuals

Round 15

31 March 2017

Site ID	BO_S064
Site Type	Collective Settlement/Centre
Site Classification	Spontaneous
Site Open Date	02/15/2016
Admin 1	BORNO
Admin 2	NGANZAI
Admin 3	GAJIRAM
Latitude	12.484980
Longitude	13.211420

DEMOGRAPHICS

Age/Sex	<1 year	1-5 years	6-17 years	18-59 years	>60 years	Total
Male	156	292	584	779	136	1,947
Female	190	357	714	952	167	2,380
Total	346	649	1,298	1,731	303	4,327

VULNERABLE GROUPS

Pregnant Women	201	4.6%
Breastfeeding Mothers	423	9.8%
Persons with Physical Disabilities	3	0.1%
Persons with Mental Disabilities	2	0.0%
Single Female Headed Households	72	1.7%
Single Male Headed Households	21	0.5%
Older Persons	303	7.0%
Total	1025	23.7%

MOBILITY

Place of Origin of Largest IDP Group	BORNO	MONGUNO	ZULUM
Place of Origin of 2nd Largest IDP Group	BORNO	GUZAMALA	GUDUMBALI EAST
Area of intended return for Largest IDP Group	Place of origin		
Barriers to return home for Largest IDP Group	Lack of safety		

SITE MANAGEMENT AGENCY (SMA)

Type of SMA	NULL	Agency Name	NULL
SMA Contact Name	NULL	Phone Number	NULL

SERVICES

SHELTER

% families living outside (no shelter)	<25%	Most needed NFIs	Blankets/Mats
% families living in tents	None	% HHs with mosquito nets	<25%
% families living in makeshift shelter	<50%	% HHs with access to safe cooking facilities	<25%
% families living indoors (solid walls)	<50%	% HHs with access to electricity	None

HEALTH

Location of health facilities/services	On-site (<3 km)	Access to health facility/services	Yes
Health facilities/services provider	NGO	Most prevalent health problems	Cough

WASH

Location of site's main water source	On-site (<10 mn)	Total number functioning toilets	4
Liters of water per person per day	5 - 10 ltr	Separate male/female toilets	No
Main problems with drinking water	None	Separate male/female bathing areas	No

FOOD

Access to food	Yes, on site	Frequency of food distribution	Irregular
Access to market	Yes	Supplementary feeding for pregnant/lactant mothers?	No
Most common source for obtaining food	Cash	Supplementary feeding for children?	No

PROTECTION

Security provided on-site	Yes	GBV referral mechanism in place	No
Main security provider	Police	Number of women friendly spaces	0
Most common type of security incident	None	Number of child friendly spaces	0
Most common type of GBV incident	None	Most reported problem in receiving support	None

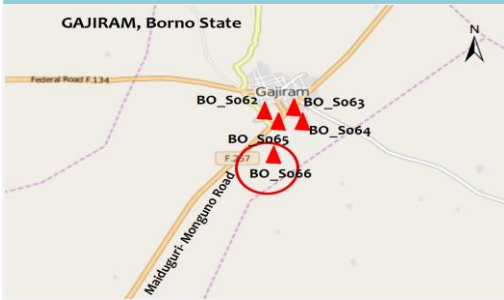
EDUCATION

Location of nearest education facility	None	Number of families with source of income	381
% children going to school	None	Access to income generating activities	Yes

LIVELIHOOD

COMMUNICATION

Main source for obtaining information	Families/Friends	Main topic of information requested	Safety and Security
---------------------------------------	------------------	-------------------------------------	---------------------



241

Households (HH)

1055

Individuals

Round 15

31 March 2017

Site ID	BO_S066
Site Type	Collective Settlement/Centre
Site Classification	Spontaneous
Site Open Date	02/18/2016
Admin 1	BORNO
Admin 2	NGANZAI
Admin 3	GAJIRAM
Latitude	12.481750
Longitude	13.206830

DEMOGRAPHICS

Age/Sex	<1 year	1-5 years	6-17 years	18-59 years	>60 years	Total
Male	38	71	143	190	33	475
Female	46	87	174	232	41	580
Total	84	158	317	422	74	1,055

VULNERABLE GROUPS

Pregnant Women	46	4.4%
Breastfeeding Mothers	136	12.9%
Persons with Physical Disabilities	2	0.2%
Persons with Mental Disabilities	0	0.0%
Single Female Headed Households	26	2.5%
Single Male Headed Households	11	1.0%
Older Persons	74	7.0%
Total	295	28.0%

MOBILITY

Place of Origin of Largest IDP Group	BORNO	NGANZAI	NULL
Place of Origin of 2nd Largest IDP Group	BORNO	MONGUNO	NULL
Area of intended return for Largest IDP Group	Place of origin		
Barriers to return home for Largest IDP Group	Lack of safety		

SITE MANAGEMENT AGENCY (SMA)

Type of SMA	NULL	Agency Name	NULL
SMA Contact Name	NULL	Phone Number	NULL

SERVICES

SHELTER

% families living outside (no shelter)	None	Most needed NFIs	Blankets/Mats
% families living in tents	<25%	% HHs with mosquito nets	<25%
% families living in makeshift shelter	<25%	% HHs with access to safe cooking facilities	<25%
% families living indoors (solid walls)	<75%	% HHs with access to electricity	None

HEALTH

Location of health facilities/services	On-site (<3 km)	Access to health facility/services	Yes
Health facilities/services provider	NGO	Most prevalent health problems	Cough

WASH

Location of site's main water source	On-site (<10 mn)	Total number functioning toilets	2
Liters of water per person per day	5 - 10 ltr	Separate male/female toilets	No
Main problems with drinking water	None	Separate male/female bathing areas	No

FOOD

Access to food	Yes, on site	Frequency of food distribution	Irregular
Access to market	Yes	Supplementary feeding for pregnant/lactant mothers?	No
Most common source for obtaining food	Cash	Supplementary feeding for children?	No

PROTECTION

Security provided on-site	Yes	GBV referral mechanism in place	No
Main security provider	Self organized	Number of women friendly spaces	0
Most common type of security incident	None	Number of child friendly spaces	0
Most common type of GBV incident	None	Most reported problem in receiving support	Not enough assistance for all entitled

EDUCATION

Location of nearest education facility	None
% children going to school	None

LIVELIHOOD

Number of families with source of income	42
Access to income generating activities	Yes

COMMUNICATION

Main source for obtaining information	Local Leader	Main topic of information requested	Safety and Security
---------------------------------------	--------------	-------------------------------------	---------------------


41

Households (HH)

246

Individuals

Round 15

31 March 2017

Site ID	BO_S067
Site Type	Collective Settlement/Centre
Site Classification	Spontaneous
Site Open Date	5-May-15
Admin 1	BORNO
Admin 2	JERE
Admin 3	OLD MAIDUGURI
Latitude	11.870710
Longitude	13.189240

DEMOGRAPHICS

Age/Sex	<1 year	1-5 years	6-17 years	18-59 years	>60 years	Total
Male	5	24	31	47	4	111
Female	6	36	40	45	8	135
Total	11	60	71	92	12	246

VULNERABLE GROUPS

Pregnant Women	12	4.9%
Breastfeeding Mothers	14	5.7%
Persons with Physical Disabilities	3	1.2%
Persons with Mental Disabilities	0	0.0%
Single Female Headed Households	1	0.4%
Single Male Headed Households	8	3.3%
Older Persons	12	4.9%
Total	50	20.3%

MOBILITY

Place of Origin of Largest IDP Group	BORNO	MAFA	MA'AFA
Place of Origin of 2nd Largest IDP Group	BORNO	DIKWA	DIKWA
Area of intended return for Largest IDP Group	Place of origin		
Barriers to return home for Largest IDP Group	Lack of safety		

SITE MANAGEMENT AGENCY (SMA)

Type of SMA	NULL	Agency Name	NULL
SMA Contact Name	NULL	Phone Number	NULL

SERVICES
SHELTER

% families living outside (no shelter)	None	Most needed NFIs	Blankets/Mats
% families living in tents	<25%	% HHs with mosquito nets	<75%
% families living in makeshift shelter	>75%	% HHs with access to safe cooking facilities	<25%
% families living indoors (solid walls)	None	% HHs with access to electricity	None

HEALTH

Location of health facilities/services	Off-site (>3 km)	Access to health facility/services	Yes
Health facilities/services provider	Government	Most prevalent health problems	Malaria

WASH

Location of site's main water source	On-site (<10 mn)	Total number functioning toilets	0
Liters of water per person per day	10 - 15 ltr	Separate male/female toilets	No
Main problems with drinking water	None	Separate male/female bathing areas	No

FOOD

Access to food	Yes, on site	Frequency of food distribution	Irregular
Access to market	No	Supplementary feeding for pregnant/lactant mothers?	No
Most common source for obtaining food	Distribution	Supplementary feeding for children?	No

PROTECTION

Security provided on-site	Yes	GBV referral mechanism in place	No
Main security provider	Military	Number of women friendly spaces	0
Most common type of security incident	None	Number of child friendly spaces	0
Most common type of GBV incident	None	Most reported problem in receiving support	None

EDUCATION

Location of nearest education facility	Off-site	Number of families with source of income	25
% children going to school	<25%	Access to income generating activities	Yes

LIVELIHOOD
COMMUNICATION

Main source for obtaining information	Local Leader	Main topic of information requested	Safety and Security
---------------------------------------	--------------	-------------------------------------	---------------------


585

Households (HH)

3520

Individuals

Round 15

31 March 2017

Site ID	BO_S068
Site Type	Camp
Site Classification	Spontaneous
Site Open Date	12/20/2015
Admin 1	BORNO
Admin 2	JERE
Admin 3	OLD MAIDUGURI
Latitude	11.867380
Longitude	13.181570

DEMOGRAPHICS

Age/Sex	<1 year	1-5 years	6-17 years	18-59 years	>60 years	Total
Male	100	352	399	477	53	1,381
Female	130	486	487	980	56	2,139
Total	230	838	886	1,457	109	3,520

VULNERABLE GROUPS

Pregnant Women	90	2.6%
Breastfeeding Mothers	250	7.1%
Persons with Physical Disabilities	15	0.4%
Persons with Mental Disabilities	2	0.1%
Single Female Headed Households	30	0.9%
Single Male Headed Households	3	0.1%
Older Persons	109	3.1%
Total	499	14.2%

MOBILITY

Place of Origin of Largest IDP Group	BORNO	MARTE	KIRENOWA
Place of Origin of 2nd Largest IDP Group	BORNO	MARTE	GUMNA
Area of intended return for Largest IDP Group	Place of origin		
Barriers to return home for Largest IDP Group	Lack of safety		

SITE MANAGEMENT AGENCY (SMA)

Type of SMA	INGO	Agency Name	ACF
SMA Contact Name	ACF	Phone Number	NULL

SERVICES
SHELTER

% families living outside (no shelter)	None	Most needed NFIs	Blankets/Mats
% families living in tents	>75%	% HHs with mosquito nets	>75%
% families living in makeshift shelter	<25%	% HHs with access to safe cooking facilities	<25%
% families living indoors (solid walls)	None	% HHs with access to electricity	None

HEALTH

Location of health facilities/services	On-site (>3 km)	Access to health facility/services	Yes
Health facilities/services provider	INGO	Most prevalent health problems	Diarrhea

WASH

Location of site's main water source	On-site (<10 mn)	Total number functioning toilets	82
Liters of water per person per day	10 - 15 ltr	Separate male/female toilets	Yes
Main problems with drinking water	None	Separate male/female bathing areas	Yes

FOOD

Access to food	Yes, on site	Frequency of food distribution	Once a month
Access to market	Yes	Supplementary feeding for pregnant/lactant mothers?	Yes
Most common source for obtaining food	Distribution	Supplementary feeding for children?	Yes

PROTECTION

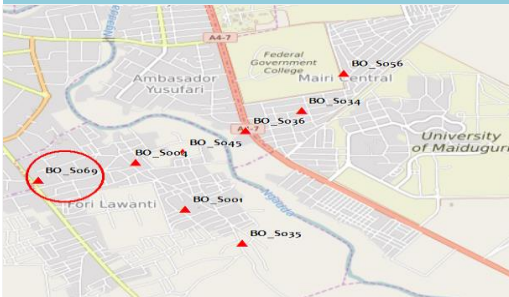
Security provided on-site	Yes	GBV referral mechanism in place	No
Main security provider	Self organized	Number of women friendly spaces	0
Most common type of security incident	None	Number of child friendly spaces	0
Most common type of GBV incident	None	Most reported problem in receiving support	None

EDUCATION

Location of nearest education facility	On-site	Number of families with source of income	304
% children going to school	<25%	Access to income generating activities	Yes

LIVELIHOOD
COMMUNICATION

Main source for obtaining information	Radio/news	Main topic of information requested	Situation in areas of origin
---------------------------------------	------------	-------------------------------------	------------------------------



23

Households (HH)

64

Individuals

Round 15

31 March 2017

Site ID	BO_S069
Site Type	Collective Settlement/Centre
Site Classification	Spontaneous
Site Open Date	6-Dec-15
Admin 1	BORNO
Admin 2	JERE
Admin 3	BALE GALTIMARI
Latitude	11.803538
Longitude	13.165182

DEMOGRAPHICS

Age/Sex	<1 year	1-5 years	6-17 years	18-59 years	>60 years	Total
Male	2	4	8	12	1	27
Female	3	6	11	14	3	37
Total	5	10	19	26	4	64

VULNERABLE GROUPS

Pregnant Women	4	6.3%
Breastfeeding Mothers	8	12.5%
Persons with Physical Disabilities	0	0.0%
Persons with Mental Disabilities	0	0.0%
Single Female Headed Households	0	0.0%
Single Male Headed Households	3	4.7%
Older Persons	4	6.3%
Total	19	29.7%

MOBILITY

Place of Origin of Largest IDP Group	BORNO	BAMA	SHEHURI / HAUSARI / MAIRI
Place of Origin of 2nd Largest IDP Group	BORNO	KUKAWA	KUKAWA
Area of intended return for Largest IDP Group	Place of origin		
Barriers to return home for Largest IDP Group	House damaged/destroyed		

SITE MANAGEMENT AGENCY (SMA)

Type of SMA	NULL	Agency Name	NULL
SMA Contact Name	NULL	Phone Number	NULL

SERVICES

SHELTER

% families living outside (no shelter)	None	Most needed NFIs	Blankets/Mats
% families living in tents	None	% HHs with mosquito nets	None
% families living in makeshift shelter	None	% HHs with access to safe cooking facilities	None
% families living indoors (solid walls)	>75%	% HHs with access to electricity	None

HEALTH

Location of health facilities/services	None	Access to health facility/services	No
Health facilities/services provider	None	Most prevalent health problems	Malaria

WASH

Location of site's main water source	On-site (<10 mn)	Total number functioning toilets	1
Liters of water per person per day	5 - 10 ltr	Separate male/female toilets	No
Main problems with drinking water	None	Separate male/female bathing areas	No

FOOD

Access to food	Yes, on site	Frequency of food distribution	Irregular
Access to market	Yes	Supplementary feeding for pregnant/lactant mothers?	No
Most common source for obtaining food	Cash	Supplementary feeding for children?	No

PROTECTION

Security provided on-site	Yes	GBV referral mechanism in place	No
Main security provider	Military	Number of women friendly spaces	0
Most common type of security incident	None	Number of child friendly spaces	0
Most common type of GBV incident	None	Most reported problem in receiving support	None

EDUCATION

Location of nearest education facility	Off-site	Number of families with source of income	7
% children going to school	<25%	Access to income generating activities	Yes

LIVELIHOOD

COMMUNICATION

Main source for obtaining information	Radio/news	Main topic of information requested	Situation in areas of origin
---------------------------------------	------------	-------------------------------------	------------------------------


57

Households (HH)

239

Individuals

Round 15

31 March 2017

Site ID	BO_S071
Site Type	Collective Settlement/Centre
Site Classification	Spontaneous
Site Open Date	01/22/2015
Admin 1	BORNO
Admin 2	KONDUGA
Admin 3	DALORI / WANORI
Latitude	11.744350
Longitude	13.265880

DEMOGRAPHICS

Age/Sex	<1 year	1-5 years	6-17 years	18-59 years	>60 years	Total
Male	10	20	29	35	15	109
Female	13	27	37	43	10	130
Total	23	47	66	78	25	239

VULNERABLE GROUPS

Pregnant Women	10	4.2%
Breastfeeding Mothers	29	12.1%
Persons with Physical Disabilities	0	0.0%
Persons with Mental Disabilities	0	0.0%
Single Female Headed Households	18	7.5%
Single Male Headed Households	10	4.2%
Older Persons	25	10.5%
Total	92	38.5%

MOBILITY

Place of Origin of Largest IDP Group	BORNO	JERE	ALAU
Place of Origin of 2nd Largest IDP Group	NULL	NULL	NULL
Area of intended return for Largest IDP Group	Place of origin		
Barriers to return home for Largest IDP Group	Lack of safety		

SITE MANAGEMENT AGENCY (SMA)

Type of SMA	NULL	Agency Name	NULL
SMA Contact Name	NULL	Phone Number	NULL

SERVICES
SHELTER

% families living outside (no shelter)	None	Most needed NFIs	Kitchen sets
% families living in tents	None	% HHs with mosquito nets	<25%
% families living in makeshift shelter	>75%	% HHs with access to safe cooking facilities	<25%
% families living indoors (solid walls)	None	% HHs with access to electricity	None

HEALTH

Location of health facilities/services	On-site (<3 km)	Access to health facility/services	Yes
Health facilities/services provider	NGO	Most prevalent health problems	Malaria

WASH

Location of site's main water source	Off-site (<10 mn)	Total number functioning toilets	0
Liters of water per person per day	10 - 15 ltr	Separate male/female toilets	No
Main problems with drinking water	None	Separate male/female bathing areas	No

FOOD

Access to food	Yes, on site	Frequency of food distribution	Irregular
Access to market	Yes	Supplementary feeding for pregnant/lactant mothers?	No
Most common source for obtaining food	Distribution	Supplementary feeding for children?	No

PROTECTION

Security provided on-site	No	GBV referral mechanism in place	No
Main security provider	None	Number of women friendly spaces	0
Most common type of security incident	None	Number of child friendly spaces	0
Most common type of GBV incident	None	Most reported problem in receiving support	None

EDUCATION

Location of nearest education facility	None	Number of families with source of income	37
% children going to school	None	Access to income generating activities	Yes

LIVELIHOOD
COMMUNICATION

Main source for obtaining information	Families/Friends	Main topic of information requested	Safety and Security
---------------------------------------	------------------	-------------------------------------	---------------------



38

Households (HH)

230

Individuals

Round 15

31 March 2017

Site ID	BO_S072
Site Type	Collective Settlement/Centre
Site Classification	Spontaneous
Site Open Date	NULL
Admin 1	BORNO
Admin 2	JERE
Admin 3	OLD MAIDUGURI
Latitude	13.869670
Longitude	13.164420

DEMOGRAPHICS

Age/Sex	<1 year	1-5 years	6-17 years	18-59 years	>60 years	Total
Male	7	20	43	31	1	102
Female	6	27	48	45	2	128
Total	13	47	91	76	3	230

VULNERABLE GROUPS

Pregnant Women	10	4.3%
Breastfeeding Mothers	16	7.0%
Persons with Physical Disabilities	1	0.4%
Persons with Mental Disabilities	1	0.4%
Single Female Headed Households	4	1.7%
Single Male Headed Households	1	0.4%
Older Persons	3	1.3%
Total	36	15.7%

MOBILITY

Place of Origin of Largest IDP Group	BORNO	MARTE	NULL
Place of Origin of 2nd Largest IDP Group	BORNO	JERE	NULL
Area of intended return for Largest IDP Group	Place of origin		
Barriers to return home for Largest IDP Group	Lack of safety		

SITE MANAGEMENT AGENCY (SMA)

Type of SMA	NULL	Agency Name	NULL
SMA Contact Name	NULL	Phone Number	NULL

SERVICES

SHELTER

% families living outside (no shelter)	None	Most needed NFIs	Mosquito nets
% families living in tents	<25%	% HHs with mosquito nets	<75%
% families living in makeshift shelter	<75%	% HHs with access to safe cooking facilities	None
% families living indoors (solid walls)	<25%	% HHs with access to electricity	None

HEALTH

Location of health facilities/services	Off-site (<3 km)	Access to health facility/services	Yes
Health facilities/services provider	Government	Most prevalent health problems	Malaria

WASH

Location of site's main water source	Off-site (<10 mn)	Total number functioning toilets	2
Liters of water per person per day	5 - 10 ltr	Separate male/female toilets	No
Main problems with drinking water	None	Separate male/female bathing areas	No

FOOD

Access to food	Yes, off site	Frequency of food distribution	Irregular
Access to market	Yes	Supplementary feeding for pregnant/lactant mothers?	No
Most common source for obtaining food	Cash	Supplementary feeding for children?	No

PROTECTION

Security provided on-site	No	GBV referral mechanism in place	No
Main security provider	None	Number of women friendly spaces	0
Most common type of security incident	None	Number of child friendly spaces	0
Most common type of GBV incident	None	Most reported problem in receiving support	None

EDUCATION

Location of nearest education facility	Off-site
% children going to school	None

LIVELIHOOD

Number of families with source of income	18
Access to income generating activities	Yes

COMMUNICATION

Main source for obtaining information	Local Leader	Main topic of information requested	Safety and Security
---------------------------------------	--------------	-------------------------------------	---------------------



667

Households (HH)

3733

Individuals

Round 15

31 March 2017

Site ID	BO_S073
Site Type	Collective Settlement/Centre
Site Classification	Spontaneous
Site Open Date	09/15/2015
Admin 1	BORNO
Admin 2	GWOZA
Admin 3	GWOZA TOWN GADAMAYO
Latitude	11.069967
Longitude	13.690063

DEMOGRAPHICS

Age/Sex	<1 year	1-5 years	6-17 years	18-59 years	>60 years	Total
Male	64	194	538	669	14	1,479
Female	109	292	807	960	86	2,254
Total	173	486	1,345	1,629	100	3,733

VULNERABLE GROUPS

Pregnant Women	34	0.9%
Breastfeeding Mothers	310	8.3%
Persons with Physical Disabilities	4	0.1%
Persons with Mental Disabilities	10	0.3%
Single Female Headed Households	320	8.6%
Single Male Headed Households	15	0.4%
Older Persons	100	2.7%
Total	793	21.2%

MOBILITY

Place of Origin of Largest IDP Group	BORNO	GWOZA	DURE / WALA / WARABE
Place of Origin of 2nd Largest IDP Group	BORNO	GWOZA	MBAGDA/ LIMAN KARA/ NEW SET
Area of intended return for Largest IDP Group	Place of origin		
Barriers to return home for Largest IDP Group	Lack of safety		

SITE MANAGEMENT AGENCY (SMA)

Type of SMA	NULL	Agency Name	NULL
SMA Contact Name	NULL	Phone Number	NULL

SERVICES

SHELTER

% families living outside (no shelter)	None	Most needed NFIs	Bucket/Jerry Can
% families living in tents	>75%	% HHs with mosquito nets	>75%
% families living in makeshift shelter	<25%	% HHs with access to safe cooking facilities	<75%
% families living indoors (solid walls)	<25%	% HHs with access to electricity	None

HEALTH

Location of health facilities/services	On-site (<3 km)	Access to health facility/services	Yes
Health facilities/services provider	INGO	Most prevalent health problems	Diarrhea

WASH

Location of site's main water source	On-site (<10 mn)	Total number functioning toilets	30
Liters of water per person per day	>15 ltr	Separate male/female toilets	No
Main problems with drinking water	None	Separate male/female bathing areas	No

FOOD

Access to food	Yes, on site	Frequency of food distribution	Every 2 weeks
Access to market	No	Supplementary feeding for pregnant/lactant mothers?	No
Most common source for obtaining food	Distribution	Supplementary feeding for children?	No

PROTECTION

Security provided on-site	Yes	GBV referral mechanism in place	Yes
Main security provider	Military	Number of women friendly spaces	1
Most common type of security incident	Crime	Number of child friendly spaces	1
Most common type of GBV incident	Domestic violence	Most reported problem in receiving support	Not enough assistance for all entitled

EDUCATION

Location of nearest education facility	Off-site	Number of families with source of income	102
% children going to school	<75%	Access to income generating activities	Yes

COMMUNICATION

Main source for obtaining information	Authorities	Main topic of information requested	Situation in areas of origin
---------------------------------------	-------------	-------------------------------------	------------------------------



400

Households (HH)

2120

Individuals

Round 15

31 March 2017

Site ID	BO_S075
Site Type	Collective Settlement/Centre
Site Classification	Spontaneous
Site Open Date	12/21/2015
Admin 1	BORNO
Admin 2	KONDUGA
Admin 3	DALORI / WANORI
Latitude	11.734800
Longitude	13.236200

DEMOGRAPHICS

Age/Sex	<1 year	1-5 years	6-17 years	18-59 years	>60 years	Total
Male	25	200	291	357	40	913
Female	30	295	402	437	43	1,207
Total	55	495	693	794	83	2,120

VULNERABLE GROUPS

Pregnant Women	40	1.9%
Breastfeeding Mothers	71	3.3%
Persons with Physical Disabilities	4	0.2%
Persons with Mental Disabilities	2	0.1%
Single Female Headed Households	27	1.3%
Single Male Headed Households	11	0.5%
Older Persons	83	3.9%
Total	238	11.2%

MOBILITY

Place of Origin of Largest IDP Group	BORNO	JERE	ALAU
Place of Origin of 2nd Largest IDP Group	BORNO	BAMA	SABSABWA / SOYE/ BULONGU
Area of intended return for Largest IDP Group	Place of origin		
Barriers to return home for Largest IDP Group	Lack of safety		

SITE MANAGEMENT AGENCY (SMA)

Type of SMA	NULL	Agency Name	NULL
SMA Contact Name	NULL	Phone Number	NULL

SERVICES

SHELTER

% families living outside (no shelter)	None	Most needed NFIs	Kitchen sets
% families living in tents	None	% HHs with mosquito nets	<25%
% families living in makeshift shelter	>75%	% HHs with access to safe cooking facilities	<25%
% families living indoors (solid walls)	None	% HHs with access to electricity	None

HEALTH

Location of health facilities/services	On-site (<3 km)	Access to health facility/services	Yes
Health facilities/services provider	INGO	Most prevalent health problems	Malaria

WASH

Location of site's main water source	Off-site (<10 mn)	Total number functioning toilets	0
Liters of water per person per day	10 - 15 ltr	Separate male/female toilets	No
Main problems with drinking water	None	Separate male/female bathing areas	No

FOOD

Access to food	Yes, on site	Frequency of food distribution	Irregular
Access to market	Yes	Supplementary feeding for pregnant/lactant mothers?	Yes
Most common source for obtaining food	Distribution	Supplementary feeding for children?	No

PROTECTION

Security provided on-site	Yes	GBV referral mechanism in place	No
Main security provider	Self organized	Number of women friendly spaces	0
Most common type of security incident	None	Number of child friendly spaces	0
Most common type of GBV incident	None	Most reported problem in receiving support	None

EDUCATION

Location of nearest education facility	Off-site	Number of families with source of income	50
% children going to school	<25%	Access to income generating activities	Yes

LIVELIHOOD

COMMUNICATION

Main source for obtaining information	Families/Friends	Main topic of information requested	Situation in areas of origin
---------------------------------------	------------------	-------------------------------------	------------------------------



19

Households (HH)

114

Individuals

Round 15

31 March 2017

Site ID	BO_S076
Site Type	Collective Settlement/Centre
Site Classification	Spontaneous
Site Open Date	12/30/2015
Admin 1	BORNO
Admin 2	JERE
Admin 3	OLD MAIDUGURI
Latitude	11.867570
Longitude	13.166690

DEMOGRAPHICS

Age/Sex	<1 year	1-5 years	6-17 years	18-59 years	>60 years	Total
Male	4	12	14	15	3	48
Female	6	14	18	23	5	66
Total	10	26	32	38	8	114

VULNERABLE GROUPS

Pregnant Women	9	7.9%
Breastfeeding Mothers	14	12.3%
Persons with Physical Disabilities	2	1.8%
Persons with Mental Disabilities	0	0.0%
Single Female Headed Households	0	0.0%
Single Male Headed Households	4	3.5%
Older Persons	8	7.0%
Total	37	32.5%

MOBILITY

Place of Origin of Largest IDP Group	BORNO	JERE	NULL
Place of Origin of 2nd Largest IDP Group	BORNO	MARTE	NULL
Area of intended return for Largest IDP Group	Place of origin		
Barriers to return home for Largest IDP Group	Lack of safety		

SITE MANAGEMENT AGENCY (SMA)

Type of SMA	NULL	Agency Name	NULL
SMA Contact Name	NULL	Phone Number	NULL

SERVICES

SHELTER

% families living outside (no shelter)	None	Most needed NFIs	Blankets/Mats
% families living in tents	None	% HHs with mosquito nets	>75%
% families living in makeshift shelter	>75%	% HHs with access to safe cooking facilities	<50%
% families living indoors (solid walls)	None	% HHs with access to electricity	None

HEALTH

Location of health facilities/services	Off-site (<3 km)	Access to health facility/services	Yes
Health facilities/services provider	Government	Most prevalent health problems	Malaria

WASH

Location of site's main water source	On-site (<10 mn)	Total number functioning toilets	0
Liters of water per person per day	5 - 10 ltr	Separate male/female toilets	No
Main problems with drinking water	None	Separate male/female bathing areas	No

FOOD

Access to food	Yes, on site	Frequency of food distribution	Irregular
Access to market	Yes	Supplementary feeding for pregnant/lactant mothers?	No
Most common source for obtaining food	Cash	Supplementary feeding for children?	No

PROTECTION

Security provided on-site	Yes	GBV referral mechanism in place	No
Main security provider	Self organized	Number of women friendly spaces	0
Most common type of security incident	None	Number of child friendly spaces	0
Most common type of GBV incident	None	Most reported problem in receiving support	None

EDUCATION

Location of nearest education facility	Off-site
% children going to school	<25%

LIVELIHOOD

Number of families with source of income	0
Access to income generating activities	Yes

COMMUNICATION

Main source for obtaining information	Radio/news	Main topic of information requested	Situation in areas of origin
---------------------------------------	------------	-------------------------------------	------------------------------



185

Households (HH)

980

Individuals

Round 15

31 March 2017

Site ID	BO_S077
Site Type	Collective Settlement/Centre
Site Classification	Spontaneous
Site Open Date	10/19/2014
Admin 1	BORNO
Admin 2	KONDUGA
Admin 3	KONDUGA
Latitude	11.733920
Longitude	13.284270

DEMOGRAPHICS

Age/Sex	<1 year	1-5 years	6-17 years	18-59 years	>60 years	Total
Male	24	100	132	156	33	445
Female	27	116	171	191	30	535
Total	51	216	303	347	63	980

VULNERABLE GROUPS

Pregnant Women	30	3.1%
Breastfeeding Mothers	85	8.7%
Persons with Physical Disabilities	15	1.5%
Persons with Mental Disabilities	0	0.0%
Single Female Headed Households	21	2.1%
Single Male Headed Households	9	0.9%
Older Persons	63	6.4%
Total	223	22.8%

MOBILITY

Place of Origin of Largest IDP Group	BORNO	KONDUGA	DALORI / WANORI
Place of Origin of 2nd Largest IDP Group	BORNO	KONDUGA	NULL
Area of intended return for Largest IDP Group	Place of origin		
Barriers to return home for Largest IDP Group	Lack of safety		

SITE MANAGEMENT AGENCY (SMA)

Type of SMA	NULL	Agency Name	NULL
SMA Contact Name	NULL	Phone Number	NULL

SERVICES

SHELTER

% families living outside (no shelter)	None	Most needed NFIs	Kitchen sets
% families living in tents	None	% HHs with mosquito nets	<25%
% families living in makeshift shelter	>75%	% HHs with access to safe cooking facilities	<25%
% families living indoors (solid walls)	None	% HHs with access to electricity	None

HEALTH

Location of health facilities/services	On-site (<3 km)	Access to health facility/services	Yes
Health facilities/services provider	INGO	Most prevalent health problems	Diarrhea

WASH

Location of site's main water source	On-site (<10 mn)	Total number functioning toilets	0
Liters of water per person per day	10 - 15 ltr	Separate male/female toilets	No
Main problems with drinking water	None	Separate male/female bathing areas	No

FOOD

Access to food	Yes, on site	Frequency of food distribution	Once a month
Access to market	Yes	Supplementary feeding for pregnant/lactant mothers?	No
Most common source for obtaining food	Distribution	Supplementary feeding for children?	No

PROTECTION

Security provided on-site	Yes	GBV referral mechanism in place	No
Main security provider	Self organized	Number of women friendly spaces	0
Most common type of security incident	None	Number of child friendly spaces	0
Most common type of GBV incident	None	Most reported problem in receiving support	None

EDUCATION

Location of nearest education facility	None	Number of families with source of income	150
% children going to school	None	Access to income generating activities	Yes

LIVELIHOOD

COMMUNICATION

Main source for obtaining information	Families/Friends	Main topic of information requested	Situation in areas of origin
---------------------------------------	------------------	-------------------------------------	------------------------------



821

Households (HH)

4351

Individuals

Round 15

31 March 2017

Site ID	BO_S078
Site Type	Collective Settlement/Centre
Site Classification	Spontaneous
Site Open Date	5-Jul-16
Admin 1	BORNO
Admin 2	KONDUGA
Admin 3	KONDUGA
Latitude	11.670580
Longitude	13.383010

DEMOGRAPHICS

Age/Sex	<1 year	1-5 years	6-17 years	18-59 years	>60 years	Total
Male	47	463	648	741	59	1,958
Female	56	565	792	906	74	2,393
Total	103	1,028	1,440	1,647	133	4,351

VULNERABLE GROUPS

Pregnant Women	70	1.6%
Breastfeeding Mothers	170	3.9%
Persons with Physical Disabilities	9	0.2%
Persons with Mental Disabilities	2	0.0%
Single Female Headed Households	50	1.1%
Single Male Headed Households	20	0.5%
Older Persons	133	3.1%
Total	454	10.4%

MOBILITY

Place of Origin of Largest IDP Group	BORNO	BAMA	NULL
Place of Origin of 2nd Largest IDP Group	BORNO	BAMA	NULL
Area of intended return for Largest IDP Group	Place of origin		
Barriers to return home for Largest IDP Group	Lack of safety		

SITE MANAGEMENT AGENCY (SMA)

Type of SMA	NULL	Agency Name	NULL
SMA Contact Name	NULL	Phone Number	NULL

SERVICES

SHELTER

% families living outside (no shelter)	None	Most needed NFIs	Kitchen sets
% families living in tents	None	% HHs with mosquito nets	<25%
% families living in makeshift shelter	>75%	% HHs with access to safe cooking facilities	<25%
% families living indoors (solid walls)	None	% HHs with access to electricity	None

HEALTH

Location of health facilities/services	None	Access to health facility/services	No
Health facilities/services provider	None	Most prevalent health problems	Malaria

WASH

Location of site's main water source	On-site (<10 mn)	Total number functioning toilets	4
Liters of water per person per day	10 - 15 ltr	Separate male/female toilets	No
Main problems with drinking water	None	Separate male/female bathing areas	No

FOOD

Access to food	No	Frequency of food distribution	Never
Access to market	Yes	Supplementary feeding for pregnant/lactant mothers?	No
Most common source for obtaining food	Cultivated	Supplementary feeding for children?	No

PROTECTION

Security provided on-site	Yes	GBV referral mechanism in place	No
Main security provider	Self organized	Number of women friendly spaces	0
Most common type of security incident	None	Number of child friendly spaces	0
Most common type of GBV incident	None	Most reported problem in receiving support	None

EDUCATION

Location of nearest education facility	None
% children going to school	None

LIVELIHOOD

Number of families with source of income	0
Access to income generating activities	No

COMMUNICATION

Main source for obtaining information	Families/Friends	Main topic of information requested	Situation in areas of origin
---------------------------------------	------------------	-------------------------------------	------------------------------



501

Households (HH)

1726

Individuals

Round 15

31 March 2017

Site ID	BO_S083
Site Type	Collective Settlement/Centre
Site Classification	Spontaneous
Site Open Date	6-Mar-16
Admin 1	BORNO
Admin 2	MAIDUGURI M. C.
Admin 3	MAISANDARI
Latitude	11.831230
Longitude	13.117160

DEMOGRAPHICS

Age/Sex	<1 year	1-5 years	6-17 years	18-59 years	>60 years	Total
Male	37	265	230	265	19	816
Female	93	275	240	270	32	910
Total	130	540	470	535	51	1,726

VULNERABLE GROUPS

Pregnant Women	3	0.2%
Breastfeeding Mothers	142	8.2%
Persons with Physical Disabilities	3	0.2%
Persons with Mental Disabilities	0	0.0%
Single Female Headed Households	20	1.2%
Single Male Headed Households	5	0.3%
Older Persons	51	3.0%
Total	224	13.0%

MOBILITY

Place of Origin of Largest IDP Group	BORNO	BAMA	KASUGULA
Place of Origin of 2nd Largest IDP Group	NULL	NULL	NULL
Area of intended return for Largest IDP Group	Place of origin		
Barriers to return home for Largest IDP Group	Accessibility		

SITE MANAGEMENT AGENCY (SMA)

Type of SMA	Government	Agency Name	SEMA
SMA Contact Name	SEMA	Phone Number	8066199884

SERVICES

SHELTER

% families living outside (no shelter)	None	Most needed NFIs	Blankets/Mats
% families living in tents	None	% HHs with mosquito nets	<50%
% families living in makeshift shelter	None	% HHs with access to safe cooking facilities	<75%
% families living indoors (solid walls)	>75%	% HHs with access to electricity	None

HEALTH

Location of health facilities/services	On-site (<3 km)	Access to health facility/services	Yes
Health facilities/services provider	INGO	Most prevalent health problems	Fever

WASH

Location of site's main water source	On-site (<10 mn)	Total number functioning toilets	46
Liters of water per person per day	>15 ltr	Separate male/female toilets	Yes
Main problems with drinking water	None	Separate male/female bathing areas	Yes

FOOD

Access to food	Yes, on site	Frequency of food distribution	Everyday
Access to market	Yes	Supplementary feeding for pregnant/lactant mothers?	Yes
Most common source for obtaining food	Distribution	Supplementary feeding for children?	Yes

PROTECTION

Security provided on-site	Yes	GBV referral mechanism in place	No
Main security provider	Military	Number of women friendly spaces	1
Most common type of security incident	None	Number of child friendly spaces	1
Most common type of GBV incident	None	Most reported problem in receiving support	None

EDUCATION

Location of nearest education facility	None	Number of families with source of income	107
% children going to school	None	Access to income generating activities	Yes

LIVELIHOOD

COMMUNICATION

Main source for obtaining information	Site Management	Main topic of information requested	Situation in areas of origin
---------------------------------------	-----------------	-------------------------------------	------------------------------



30

Households (HH)

148

Individuals

Round 15

31 March 2017

Site ID	BO_S084
Site Type	Collective Settlement/Centre
Site Classification	Spontaneous
Site Open Date	01/23/2015
Admin 1	BORNO
Admin 2	MAIDUGURI M. C.
Admin 3	BOLORI I
Latitude	11.855910
Longitude	13.110150

DEMOGRAPHICS

Age/Sex	<1 year	1-5 years	6-17 years	18-59 years	>60 years	Total
Male	3	13	22	31	4	73
Female	3	14	28	30	0	75
Total	6	27	50	61	4	148

VULNERABLE GROUPS

Pregnant Women	12	8.1%
Breastfeeding Mothers	6	4.1%
Persons with Physical Disabilities	0	0.0%
Persons with Mental Disabilities	1	0.7%
Single Female Headed Households	5	3.4%
Single Male Headed Households	0	0.0%
Older Persons	4	2.7%
Total	28	18.9%

MOBILITY

Place of Origin of Largest IDP Group	BORNO	KUKAWA	BAGA
Place of Origin of 2nd Largest IDP Group	BORNO	GUBIO	GUBIO TOWN I
Area of intended return for Largest IDP Group	Place of origin		
Barriers to return home for Largest IDP Group	Lack of safety		

SITE MANAGEMENT AGENCY (SMA)

Type of SMA	Individual/Private	Agency Name	N/A
SMA Contact Name	N/A	Phone Number	8068999120

SERVICES

SHELTER

% families living outside (no shelter)	<25%	Most needed NFIs	Kitchen sets
% families living in tents	None	% HHs with mosquito nets	<75%
% families living in makeshift shelter	None	% HHs with access to safe cooking facilities	<50%
% families living indoors (solid walls)	>75%	% HHs with access to electricity	>75%

HEALTH

Location of health facilities/services	On-site (<3 km)	Access to health facility/services	Yes
Health facilities/services provider	NGO	Most prevalent health problems	Malaria

WASH

Location of site's main water source	On-site (<10 mn)	Total number functioning toilets	16
Liters of water per person per day	5 - 10 ltr	Separate male/female toilets	No
Main problems with drinking water	Suspended solids	Separate male/female bathing areas	No

FOOD

Access to food	Yes, on site	Frequency of food distribution	Irregular
Access to market	Yes	Supplementary feeding for pregnant/lactant mothers?	No
Most common source for obtaining food	Cash	Supplementary feeding for children?	No

PROTECTION

Security provided on-site	Yes	GBV referral mechanism in place	Yes
Main security provider	Self organized	Number of women friendly spaces	0
Most common type of security incident	Theft	Number of child friendly spaces	0
Most common type of GBV incident	Domestic violence	Most reported problem in receiving support	Not enough assistance for all entitled

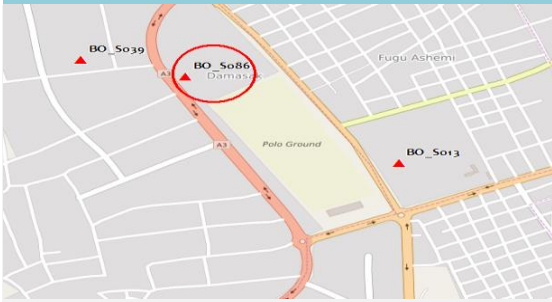
EDUCATION

Location of nearest education facility	Off-site	Number of families with source of income	29
% children going to school	<50%	Access to income generating activities	Yes

LIVELIHOOD

COMMUNICATION

Main source for obtaining information	Radio/news	Main topic of information requested	Safety and Security
---------------------------------------	------------	-------------------------------------	---------------------



37

Households (HH)

216

Individuals

Round 15

31 March 2017

DEMOGRAPHICS

Age/Sex	<1 year	1-5 years	6-17 years	18-59 years	>60 years	Total
Male	4	11	30	38	1	84
Female	6	20	46	58	2	132
Total	10	31	76	96	3	216

VULNERABLE GROUPS

Pregnant Women	4	1.9%
Breastfeeding Mothers	15	6.9%
Persons with Physical Disabilities	7	3.2%
Persons with Mental Disabilities	0	0.0%
Single Female Headed Households	0	0.0%
Single Male Headed Households	0	0.0%
Older Persons	3	1.4%
Total	29	13.4%

Site ID	BO_S086
Site Type	Collective Settlement/Centre
Site Classification	Spontaneous
Site Open Date	01/20/2014
Admin 1	BORNO
Admin 2	MAIDUGURI M. C.
Admin 3	LAMISULA/JABBA MARI
Latitude	11.848860
Longitude	13.142980

MOBILITY

Place of Origin of Largest IDP Group	BORNO	MARTE	NULL
Place of Origin of 2nd Largest IDP Group	NULL	NULL	NULL
Area of intended return for Largest IDP Group	Place of origin		
Barriers to return home for Largest IDP Group	Lack of safety		

SITE MANAGEMENT AGENCY (SMA)

Type of SMA	NULL	Agency Name	NULL
SMA Contact Name	NULL	Phone Number	NULL

SERVICES

SHELTER			
% families living outside (no shelter)	None	Most needed NFIs	Hygiene kits
% families living in tents	None	% HHs with mosquito nets	<75%
% families living in makeshift shelter	<75%	% HHs with access to safe cooking facilities	<25%
% families living indoors (solid walls)	<50%	% HHs with access to electricity	<50%

HEALTH

Location of health facilities/services	Off-site (>3 km)	Access to health facility/services	Yes
Health facilities/services provider	Government	Most prevalent health problems	Malaria

WASH

Location of site's main water source	On-site (<10 mn)	Total number functioning toilets	5
Liters of water per person per day	>15 ltr	Separate male/female toilets	No
Main problems with drinking water	None	Separate male/female bathing areas	No

FOOD

Access to food	Yes, off site	Frequency of food distribution	Irregular
Access to market	Yes	Supplementary feeding for pregnant/lactant mothers?	No
Most common source for obtaining food	Cash	Supplementary feeding for children?	No

PROTECTION

Security provided on-site	No	GBV referral mechanism in place	No
Main security provider	None	Number of women friendly spaces	0
Most common type of security incident	None	Number of child friendly spaces	0
Most common type of GBV incident	None	Most reported problem in receiving support	Not enough assistance for all entitled

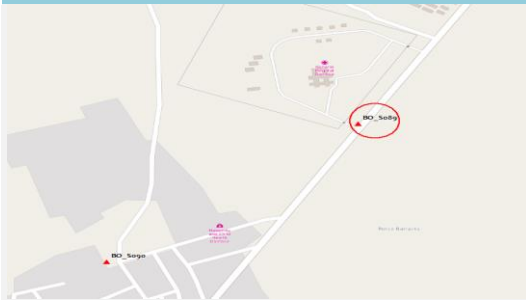
EDUCATION

Location of nearest education facility	Off-site	Number of families with source of income	0
% children going to school	<25%	Access to income generating activities	No

LIVELIHOOD

COMMUNICATION

Main source for obtaining information	Mobile phone	Main topic of information requested	Other relief assistance
---------------------------------------	--------------	-------------------------------------	-------------------------



1150

Households (HH)

7402

Individuals

Round 15

31 March 2017

Site ID	BO_S089
Site Type	Collective Settlement/Centre
Site Classification	Spontaneous
Site Open Date	8-Feb-16
Admin 1	BORNO
Admin 2	DAMBOA
Admin 3	DAMBOA
Latitude	11.165940
Longitude	12.762590

DEMOGRAPHICS

Age/Sex	<1 year	1-5 years	6-17 years	18-59 years	>60 years	Total
Male	334	875	1,012	1,805	92	4,118
Female	260	881	1,015	1,061	67	3,284
Total	594	1,756	2,027	2,866	159	7,402

VULNERABLE GROUPS

Pregnant Women	29	0.4%
Breastfeeding Mothers	616	8.3%
Persons with Physical Disabilities	0	0.0%
Persons with Mental Disabilities	0	0.0%
Single Female Headed Households	0	0.0%
Single Male Headed Households	0	0.0%
Older Persons	159	2.1%
Total	804	10.9%

MOBILITY

Place of Origin of Largest IDP Group	BORNO	DAMBOA	DAMBOA
Place of Origin of 2nd Largest IDP Group	NULL	NULL	NULL
Area of intended return for Largest IDP Group	Place of origin		
Barriers to return home for Largest IDP Group	Lack of safety		

SITE MANAGEMENT AGENCY (SMA)

Type of SMA	Government	Agency Name	SEMA
SMA Contact Name	SEMA	Phone Number	708059102

SERVICES

SHELTER

% families living outside (no shelter)	None	Most needed NFIs	Blankets/Mats
% families living in tents	<75%	% HHs with mosquito nets	<25%
% families living in makeshift shelter	<25%	% HHs with access to safe cooking facilities	<25%
% families living indoors (solid walls)	<25%	% HHs with access to electricity	None

HEALTH

Location of health facilities/services	On-site (<3 km)	Access to health facility/services	Yes
Health facilities/services provider	INGO	Most prevalent health problems	Diarrhea

WASH

Location of site's main water source	On-site (<10 mn)	Total number functioning toilets	21
Liters of water per person per day	10 - 15 ltr	Separate male/female toilets	Yes
Main problems with drinking water	None	Separate male/female bathing areas	Yes

FOOD

Access to food	Yes, on site	Frequency of food distribution	Irregular
Access to market	Yes	Supplementary feeding for pregnant/lactant mothers?	No
Most common source for obtaining food	Distribution	Supplementary feeding for children?	No

PROTECTION

Security provided on-site	Yes	GBV referral mechanism in place	Yes
Main security provider	Military	Number of women friendly spaces	0
Most common type of security incident	Friction among site residents	Number of child friendly spaces	2
Most common type of GBV incident	None	Most reported problem in receiving support	istance was physically inadequate for most vulnerat

EDUCATION

Location of nearest education facility	On-site	Number of families with source of income	10
% children going to school	<25%	Access to income generating activities	Yes

COMMUNICATION

Main source for obtaining information	Radio/news	Main topic of information requested	Situation in areas of origin
---------------------------------------	------------	-------------------------------------	------------------------------



CENTRAL PRIMARY SCHOOL DAMBOA

Site Profile

DTM

Nigeria



1159

Households (HH)

5915

Individuals

Round 15

31 March 2017

DEMOGRAPHICS

Age/Sex	<1 year	1-5 years	6-17 years	18-59 years	>60 years	Total
Male	634	1,035	887	1,030	143	3,729
Female	179	425	632	837	113	2,186
Total	813	1,460	1,519	1,867	256	5,915

VULNERABLE GROUPS

Pregnant Women	78	1.3%
Breastfeeding Mothers	837	14.2%
Persons with Physical Disabilities	5	0.1%
Persons with Mental Disabilities	0	0.0%
Single Female Headed Households	4	0.1%
Single Male Headed Households	5	0.1%
Older Persons	256	4.3%
Total	1185	20.0%

Site ID	BO_S090
Site Type	Collective Settlement/Centre
Site Classification	Spontaneous
Site Open Date	2-Sep-16
Admin 1	BORNO
Admin 2	DAMBOA
Admin 3	DAMBOA
Latitude	11.161320
Longitude	12.756730

MOBILITY

Place of Origin of Largest IDP Group	BORNO	DAMBOA	AJIGN (A)
Place of Origin of 2nd Largest IDP Group	BORNO	KONDUGA	AWA EAST / MALARI / KANGAMAF
Area of intended return for Largest IDP Group	Place of origin		
Barriers to return home for Largest IDP Group	Lack of safety		

SITE MANAGEMENT AGENCY (SMA)

Type of SMA	NULL	Agency Name	NULL
SMA Contact Name	NULL	Phone Number	NULL

SERVICES

SHELTER

% families living outside (no shelter)	<25%	Most needed NFIs	Blankets/Mats
% families living in tents	None	% HHs with mosquito nets	None
% families living in makeshift shelter	<25%	% HHs with access to safe cooking facilities	<25%
% families living indoors (solid walls)	<75%	% HHs with access to electricity	None

HEALTH

Location of health facilities/services	On-site (<3 km)	Access to health facility/services	Yes
Health facilities/services provider	INGO	Most prevalent health problems	Diarrhea

WASH

Location of site's main water source	On-site (<10 mn)	Total number functioning toilets	18
Liters of water per person per day	5 - 10 ltr	Separate male/female toilets	Yes
Main problems with drinking water	Suspended solids	Separate male/female bathing areas	Yes

FOOD

Access to food	Yes, on site	Frequency of food distribution	Irregular
Access to market	Yes	Supplementary feeding for pregnant/lactant mothers?	No
Most common source for obtaining food	Distribution	Supplementary feeding for children?	No

PROTECTION

Security provided on-site	Yes	GBV referral mechanism in place	Yes
Main security provider	Military	Number of women friendly spaces	0
Most common type of security incident	Friction among site residents	Number of child friendly spaces	0
Most common type of GBV incident	None	Most reported problem in receiving support	Not enough assistance for all entitled

EDUCATION

Location of nearest education facility	On-site
% children going to school	<25%

LIVELIHOOD

Number of families with source of income	16
Access to income generating activities	Yes

COMMUNICATION

Main source for obtaining information	Radio/news	Main topic of information requested	Situation in areas of origin
---------------------------------------	------------	-------------------------------------	------------------------------



856

Households (HH)

5059

Individuals

Round 15

31 March 2017

Site ID	BO_S091
Site Type	Collective Settlement/Centre
Site Classification	Spontaneous
Site Open Date	2-Dec-15
Admin 1	BORNO
Admin 2	MONGUNO
Admin 3	MONGUNO
Latitude	12.685590
Longitude	13.620260

DEMOGRAPHICS

Age/Sex	<1 year	1-5 years	6-17 years	18-59 years	>60 years	Total
Male	87	500	705	841	144	2,277
Female	100	613	863	1,030	176	2,782
Total	187	1,113	1,568	1,871	320	5,059

VULNERABLE GROUPS

Pregnant Women	137	2.7%
Breastfeeding Mothers	195	3.9%
Persons with Physical Disabilities	29	0.6%
Persons with Mental Disabilities	0	0.0%
Single Female Headed Households	41	0.8%
Single Male Headed Households	20	0.4%
Older Persons	320	6.3%
Total	742	14.7%

MOBILITY

Place of Origin of Largest IDP Group	BORNO	MONGUNO	NGURNO
Place of Origin of 2nd Largest IDP Group	NULL	NULL	NULL
Area of intended return for Largest IDP Group	Place of origin		
Barriers to return home for Largest IDP Group	Lack of safety		

SITE MANAGEMENT AGENCY (SMA)

Type of SMA	Government	Agency Name	SEMA
SMA Contact Name	SEMA	Phone Number	8027907355

SERVICES

SHELTER

% families living outside (no shelter)	<25%	Most needed NFIs	Kitchen sets
% families living in tents	None	% HHs with mosquito nets	<25%
% families living in makeshift shelter	>75%	% HHs with access to safe cooking facilities	<25%
% families living indoors (solid walls)	<25%	% HHs with access to electricity	None

HEALTH

Location of health facilities/services	Off-site (<3 km)	Access to health facility/services	Yes
Health facilities/services provider	INGO	Most prevalent health problems	Malaria

WASH

Location of site's main water source	On-site (<10 mn)	Total number functioning toilets	13
Liters of water per person per day	10 - 15 ltr	Separate male/female toilets	Yes
Main problems with drinking water	None	Separate male/female bathing areas	No

FOOD

Access to food	Yes, on site	Frequency of food distribution	Irregular
Access to market	Yes	Supplementary feeding for pregnant/lactant mothers?	Yes
Most common source for obtaining food	Distribution	Supplementary feeding for children?	No

PROTECTION

Security provided on-site	Yes	GBV referral mechanism in place	No
Main security provider	Self organized	Number of women friendly spaces	0
Most common type of security incident	None	Number of child friendly spaces	0
Most common type of GBV incident	None	Most reported problem in receiving support	None

EDUCATION

Location of nearest education facility	Off-site	Number of families with source of income	0
% children going to school	<25%	Access to income generating activities	Yes

LIVELIHOOD

COMMUNICATION

Main source for obtaining information	Local Leader	Main topic of information requested	Situation in areas of origin
---------------------------------------	--------------	-------------------------------------	------------------------------



KUYA PRIMARY SCHOOL

Site Profile

DTM

Nigeria



2285

Households (HH)

13485

Individuals

Round 15

31 March 2017

DEMOGRAPHICS

Age/Sex	<1 year	1-5 years	6-17 years	18-59 years	>60 years	Total
Male	230	347	3,298	1,823	387	6,085
Female	259	498	3,572	2,516	555	7,400
Total	489	845	6,870	4,339	942	13,485

VULNERABLE GROUPS

Pregnant Women	145	1.1%
Breastfeeding Mothers	642	4.8%
Persons with Physical Disabilities	121	0.9%
Persons with Mental Disabilities	9	0.1%
Single Female Headed Households	341	2.5%
Single Male Headed Households	25	0.2%
Older Persons	942	7.0%
Total	2225	16.5%

Site ID	BO_S092
Site Type	Collective Settlement/Centre
Site Classification	Spontaneous
Site Open Date	1-Jul-15
Admin 1	BORNO
Admin 2	MONGUNO
Admin 3	MONGUNO
Latitude	12.663750
Longitude	13.619470

MOBILITY

Place of Origin of Largest IDP Group	BORNO	MONGUNO	KAGURAM
Place of Origin of 2nd Largest IDP Group	BORNO	MARTE	MARTE
Area of intended return for Largest IDP Group	Place of origin		
Barriers to return home for Largest IDP Group	Lack of safety		

SITE MANAGEMENT AGENCY (SMA)

Type of SMA	Government	Agency Name	SEMA
SMA Contact Name	SEMA	Phone Number	8027907355

SERVICES

SHELTER

% families living outside (no shelter)	None	Most needed NFIs	Blankets/Mats
% families living in tents	<25%	% HHs with mosquito nets	<75%
% families living in makeshift shelter	>75%	% HHs with access to safe cooking facilities	<75%
% families living indoors (solid walls)	<25%	% HHs with access to electricity	None

HEALTH

Location of health facilities/services	On-site (<3 km)	Access to health facility/services	Yes
Health facilities/services provider	INGO	Most prevalent health problems	Fever

WASH

Location of site's main water source	On-site (<10 mn)	Total number functioning toilets	47
Liters of water per person per day	>15 ltr	Separate male/female toilets	No
Main problems with drinking water	None	Separate male/female bathing areas	No

FOOD

Access to food	Yes, on site	Frequency of food distribution	Irregular
Access to market	Yes	Supplementary feeding for pregnant/lactant mothers?	Yes
Most common source for obtaining food	Distribution	Supplementary feeding for children?	No

PROTECTION

Security provided on-site	Yes	GBV referral mechanism in place	No
Main security provider	Self organized	Number of women friendly spaces	0
Most common type of security incident	None	Number of child friendly spaces	0
Most common type of GBV incident	None	Most reported problem in receiving support	Not enough assistance for all entitled

EDUCATION

Location of nearest education facility	None	Number of families with source of income	790
% children going to school	None	Access to income generating activities	Yes

LIVELIHOOD

COMMUNICATION

Main source for obtaining information	Families/Friends	Main topic of information requested	Situation in areas of origin
---------------------------------------	------------------	-------------------------------------	------------------------------



1017

Households (HH)

5085

Individuals

Round 15

31 March 2017

DEMOGRAPHICS

Age/Sex	<1 year	1-5 years	6-17 years	18-59 years	>60 years	Total
Male	95	503	709	850	137	2,294
Female	100	615	867	1,041	168	2,791
Total	195	1,118	1,576	1,891	305	5,085

VULNERABLE GROUPS

Pregnant Women	150	2.9%
Breastfeeding Mothers	203	4.0%
Persons with Physical Disabilities	27	0.5%
Persons with Mental Disabilities	0	0.0%
Single Female Headed Households	70	1.4%
Single Male Headed Households	24	0.5%
Older Persons	305	6.0%
Total	779	15.3%

Site ID	BO_S094
Site Type	Collective Settlement/Centre
Site Classification	Spontaneous
Site Open Date	NULL
Admin 1	BORNO
Admin 2	MONGUNO
Admin 3	MONGUNO
Latitude	12.671410
Longitude	13.624840

MOBILITY

Place of Origin of Largest IDP Group	BORNO	MARTE	BORSORI
Place of Origin of 2nd Largest IDP Group	BORNO	MARTE	NGELEIWA
Area of intended return for Largest IDP Group	Place of origin		
Barriers to return home for Largest IDP Group	Lack of safety		

SITE MANAGEMENT AGENCY (SMA)

Type of SMA	Government	Agency Name	SEMA
SMA Contact Name	SEMA	Phone Number	8027907355

SERVICES

SHELTER

% families living outside (no shelter)	None	Most needed NFIs	Kitchen sets
% families living in tents	<25%	% HHs with mosquito nets	<25%
% families living in makeshift shelter	<75%	% HHs with access to safe cooking facilities	<25%
% families living indoors (solid walls)	<25%	% HHs with access to electricity	None

HEALTH

Location of health facilities/services	On-site (<3 km)	Access to health facility/services	Yes
Health facilities/services provider	INGO	Most prevalent health problems	Malaria

WASH

Location of site's main water source	Off-site (<10 mn)	Total number functioning toilets	0
Liters of water per person per day	10 - 15 ltr	Separate male/female toilets	No
Main problems with drinking water	Taste	Separate male/female bathing areas	No

FOOD

Access to food	Yes, on site	Frequency of food distribution	Irregular
Access to market	Yes	Supplementary feeding for pregnant/lactant mothers?	Yes
Most common source for obtaining food	Distribution	Supplementary feeding for children?	No

PROTECTION

Security provided on-site	Yes	GBV referral mechanism in place	No
Main security provider	Self organized	Number of women friendly spaces	0
Most common type of security incident	None	Number of child friendly spaces	0
Most common type of GBV incident	None	Most reported problem in receiving support	None

EDUCATION

Location of nearest education facility	Off-site	Number of families with source of income	200
% children going to school	None	Access to income generating activities	Yes

LIVELIHOOD

COMMUNICATION			
Main source for obtaining information	Local Leader	Main topic of information requested	Situation in areas of origin



191

Households (HH)

1146

Individuals

Round 15

31 March 2017

Site ID	BO_S096
Site Type	Collective Settlement/Centre
Site Classification	Spontaneous
Site Open Date	5-Oct-16
Admin 1	BORNO
Admin 2	MONGUNO
Admin 3	MONGUNO
Latitude	12.672230
Longitude	13.619610

DEMOGRAPHICS

Age/Sex	<1 year	1-5 years	6-17 years	18-59 years	>60 years	Total
Male	29	65	218	153	49	514
Female	36	80	267	188	61	632
Total	65	145	485	341	110	1,146

VULNERABLE GROUPS

Pregnant Women	60	5.2%
Breastfeeding Mothers	100	8.7%
Persons with Physical Disabilities	10	0.9%
Persons with Mental Disabilities	5	0.4%
Single Female Headed Households	70	6.1%
Single Male Headed Households	2	0.2%
Older Persons	110	9.6%
Total	357	31.2%

MOBILITY

Place of Origin of Largest IDP Group	BORNO	MARTE	ALA
Place of Origin of 2nd Largest IDP Group	BORNO	MARTE	KULLI
Area of intended return for Largest IDP Group	Place of origin		
Barriers to return home for Largest IDP Group	Lack of safety		

SITE MANAGEMENT AGENCY (SMA)

Type of SMA	Government	Agency Name	SEMA
SMA Contact Name	SEMA	Phone Number	8027907355

SERVICES

SHELTER

% families living outside (no shelter)	None	Most needed NFIs	Kitchen sets
% families living in tents	None	% HHs with mosquito nets	<25%
% families living in makeshift shelter	>75%	% HHs with access to safe cooking facilities	<25%
% families living indoors (solid walls)	None	% HHs with access to electricity	<25%

HEALTH

Location of health facilities/services	On-site (<3 km)	Access to health facility/services	Yes
Health facilities/services provider	NGO	Most prevalent health problems	Malaria

WASH

Location of site's main water source	Off-site (<10 mn)	Total number functioning toilets	0
Liters of water per person per day	10 - 15 ltr	Separate male/female toilets	No
Main problems with drinking water	None	Separate male/female bathing areas	No

FOOD

Access to food	Yes, on site	Frequency of food distribution	Irregular
Access to market	Yes	Supplementary feeding for pregnant/lactant mothers?	No
Most common source for obtaining food	Cash	Supplementary feeding for children?	No

PROTECTION

Security provided on-site	Yes	GBV referral mechanism in place	No
Main security provider	Self organized	Number of women friendly spaces	0
Most common type of security incident	None	Number of child friendly spaces	0
Most common type of GBV incident	None	Most reported problem in receiving support	None

EDUCATION

Location of nearest education facility	None
% children going to school	None

LIVELIHOOD

Number of families with source of income	37
Access to income generating activities	Yes

COMMUNICATION

Main source for obtaining information	Families/Friends	Main topic of information requested	Situation in areas of origin
---------------------------------------	------------------	-------------------------------------	------------------------------



2357

Households (HH)

11786

Individuals

Round 15

31 March 2017

Site ID	BO_S097
Site Type	Collective Settlement/Centre
Site Classification	Spontaneous
Site Open Date	NULL
Admin 1	BORNO
Admin 2	MONGUNO
Admin 3	MONGUNO
Latitude	12.684260
Longitude	13.614690

DEMOGRAPHICS

Age/Sex	<1 year	1-5 years	6-17 years	18-59 years	>60 years	Total
Male	113	186	2,697	2,060	225	5,281
Female	122	255	3,574	2,231	323	6,505
Total	235	441	6,271	4,291	548	11,786

VULNERABLE GROUPS

Pregnant Women	125	1.1%
Breastfeeding Mothers	245	2.1%
Persons with Physical Disabilities	21	0.2%
Persons with Mental Disabilities	12	0.1%
Single Female Headed Households	721	6.1%
Single Male Headed Households	45	0.4%
Older Persons	548	4.6%
Total	1717	14.6%

MOBILITY

Place of Origin of Largest IDP Group	BORNO	KUKAWA	KEKENO
Place of Origin of 2nd Largest IDP Group	BORNO	MARTE	MUSINE
Area of intended return for Largest IDP Group	Place of origin		
Barriers to return home for Largest IDP Group	Lack of safety		

SITE MANAGEMENT AGENCY (SMA)

Type of SMA	Government	Agency Name	SEMA
SMA Contact Name	SEMA	Phone Number	NULL

SERVICES

SHELTER

% families living outside (no shelter)	None	Most needed NFIs	Kitchen sets
% families living in tents	<25%	% HHs with mosquito nets	<75%
% families living in makeshift shelter	<75%	% HHs with access to safe cooking facilities	<75%
% families living indoors (solid walls)	<25%	% HHs with access to electricity	None

HEALTH

Location of health facilities/services	On-site (<3 km)	Access to health facility/services	Yes
Health facilities/services provider	INGO	Most prevalent health problems	Cough

WASH

Location of site's main water source	On-site (<10 mn)	Total number functioning toilets	11
Liters of water per person per day	>15 ltr	Separate male/female toilets	Yes
Main problems with drinking water	None	Separate male/female bathing areas	Yes

FOOD

Access to food	Yes, on site	Frequency of food distribution	Once a month
Access to market	Yes	Supplementary feeding for pregnant/lactant mothers?	No
Most common source for obtaining food	Distribution	Supplementary feeding for children?	Yes

PROTECTION

Security provided on-site	Yes	GBV referral mechanism in place	Yes
Main security provider	Community Leaders	Number of women friendly spaces	0
Most common type of security incident	None	Number of child friendly spaces	0
Most common type of GBV incident	None	Most reported problem in receiving support	None

EDUCATION

Location of nearest education facility	On-site
% children going to school	<50%

LIVELIHOOD

Number of families with source of income	500
Access to income generating activities	Yes

COMMUNICATION

Main source for obtaining information	Families/Friends	Main topic of information requested	Safety and Security
---------------------------------------	------------------	-------------------------------------	---------------------



1114

Households (HH)

5017

Individuals

Round 15

31 March 2017

Site ID	BO_S098
Site Type	Collective Settlement/Centre
Site Classification	Spontaneous
Site Open Date	1-Feb-15
Admin 1	BORNO
Admin 2	MONGUNO
Admin 3	MONGUNO
Latitude	12.673090
Longitude	13.605360

DEMOGRAPHICS

Age/Sex	<1 year	1-5 years	6-17 years	18-59 years	>60 years	Total
Male	90	496	699	835	135	2,255
Female	111	607	856	1,022	166	2,762
Total	201	1,103	1,555	1,857	301	5,017

VULNERABLE GROUPS

Pregnant Women	133	2.7%
Breastfeeding Mothers	221	4.4%
Persons with Physical Disabilities	47	0.9%
Persons with Mental Disabilities	0	0.0%
Single Female Headed Households	50	1.0%
Single Male Headed Households	15	0.3%
Older Persons	301	6.0%
Total	767	15.3%

MOBILITY

Place of Origin of Largest IDP Group	BORNO	KUKAWA	DOGOSHI
Place of Origin of 2nd Largest IDP Group	BORNO	MARTE	KIRENOWA
Area of intended return for Largest IDP Group	Place of origin		
Barriers to return home for Largest IDP Group	Lack of safety		

SITE MANAGEMENT AGENCY (SMA)

Type of SMA	Government	Agency Name	SEMA
SMA Contact Name	SEMA	Phone Number	8027907355

SERVICES

SHELTER

% families living outside (no shelter)	None	Most needed NFIs	Kitchen sets
% families living in tents	<25%	% HHs with mosquito nets	<25%
% families living in makeshift shelter	<50%	% HHs with access to safe cooking facilities	<25%
% families living indoors (solid walls)	<50%	% HHs with access to electricity	None

HEALTH

Location of health facilities/services	On-site (<3 km)	Access to health facility/services	Yes
Health facilities/services provider	INGO	Most prevalent health problems	Malaria

WASH

Location of site's main water source	On-site (<10 mn)	Total number functioning toilets	54
Liters of water per person per day	>15 ltr	Separate male/female toilets	Yes
Main problems with drinking water	None	Separate male/female bathing areas	No

FOOD

Access to food	Yes, on site	Frequency of food distribution	Irregular
Access to market	Yes	Supplementary feeding for pregnant/lactant mothers?	Yes
Most common source for obtaining food	Distribution	Supplementary feeding for children?	Yes

PROTECTION

Security provided on-site	Yes	GBV referral mechanism in place	No
Main security provider	Self organized	Number of women friendly spaces	0
Most common type of security incident	None	Number of child friendly spaces	0
Most common type of GBV incident	None	Most reported problem in receiving support	None

EDUCATION

Location of nearest education facility	On-site	Number of families with source of income	200
% children going to school	<25%	Access to income generating activities	Yes

LIVELIHOOD

COMMUNICATION

Main source for obtaining information	Families/Friends	Main topic of information requested	Situation in areas of origin
---------------------------------------	------------------	-------------------------------------	------------------------------



945

Households (HH)

5297

Individuals

Round 15

31 March 2017

Site ID	BO_S099
Site Type	Collective Settlement/Centre
Site Classification	Spontaneous
Site Open Date	1-Jun-15
Admin 1	BORNO
Admin 2	MONGUNO
Admin 3	MONGUNO
Latitude	12.666150
Longitude	13.624090

DEMOGRAPHICS

Age/Sex	<1 year	1-5 years	6-17 years	18-59 years	>60 years	Total
Male	102	235	972	730	134	2,173
Female	109	297	1,584	1,006	128	3,124
Total	211	532	2,556	1,736	262	5,297

VULNERABLE GROUPS

Pregnant Women	72	1.4%
Breastfeeding Mothers	231	4.4%
Persons with Physical Disabilities	48	0.9%
Persons with Mental Disabilities	11	0.2%
Single Female Headed Households	289	5.5%
Single Male Headed Households	14	0.3%
Older Persons	262	4.9%
Total	927	17.5%

MOBILITY

Place of Origin of Largest IDP Group	BORNO	MONGUNO	MONGUNO
Place of Origin of 2nd Largest IDP Group	NULL	NULL	NULL
Area of intended return for Largest IDP Group	Place of origin		
Barriers to return home for Largest IDP Group	Lack of safety		

SITE MANAGEMENT AGENCY (SMA)

Type of SMA	Government	Agency Name	SEMA
SMA Contact Name	SEMA	Phone Number	8027907355

SERVICES

SHELTER

% families living outside (no shelter)	None	Most needed NFIs	Kitchen sets
% families living in tents	<25%	% HHs with mosquito nets	<75%
% families living in makeshift shelter	<75%	% HHs with access to safe cooking facilities	<75%
% families living indoors (solid walls)	<50%	% HHs with access to electricity	None

HEALTH

Location of health facilities/services	On-site (<3 km)	Access to health facility/services	Yes
Health facilities/services provider	INGO	Most prevalent health problems	Fever

WASH

Location of site's main water source	On-site (<10 mn)	Total number functioning toilets	15
Liters of water per person per day	>15 ltr	Separate male/female toilets	Yes
Main problems with drinking water	None	Separate male/female bathing areas	Yes

FOOD

Access to food	Yes, on site	Frequency of food distribution	Irregular
Access to market	Yes	Supplementary feeding for pregnant/lactant mothers?	Yes
Most common source for obtaining food	Distribution	Supplementary feeding for children?	No

PROTECTION

Security provided on-site	Yes	GBV referral mechanism in place	No
Main security provider	Self organized	Number of women friendly spaces	0
Most common type of security incident	None	Number of child friendly spaces	0
Most common type of GBV incident	None	Most reported problem in receiving support	None

EDUCATION

Location of nearest education facility	Off-site	Number of families with source of income	250
% children going to school	<25%	Access to income generating activities	Yes

LIVELIHOOD

COMMUNICATION

Main source for obtaining information	Radio/news	Main topic of information requested	Safety and Security
---------------------------------------	------------	-------------------------------------	---------------------

19

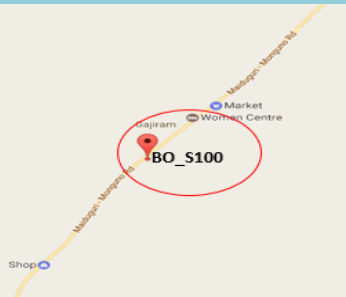
Households (HH)

107

Individuals

Round 15

31 March 2017



Site ID	BO_S100
Site Type	Collective Settlement/Centre
Site Classification	Spontaneous
Site Open Date	6-Jun-16
Admin 1	BORNO
Admin 2	NGANZAI
Admin 3	GAJIRAM
Latitude	12.476750
Longitude	13.204330

DEMOGRAPHICS						Total
Age/Sex	<1 year	1-5 years	6-17 years	18-59 years	>60 years	
Male	3	4	9	22	7	45
Female	4	5	11	31	11	62
Total	7	9	20	53	18	107

VULNERABLE GROUPS		
Pregnant Women	7	6.5%
Breastfeeding Mothers	9	8.4%
Persons with Physical Disabilities	0	0.0%
Persons with Mental Disabilities	0	0.0%
Single Female Headed Households	5	4.7%
Single Male Headed Households	1	0.9%
Older Persons	18	16.8%
Total	40	37.4%

MOBILITY

Place of Origin of Largest IDP Group	BORNO	NGANZAI	BADU
Place of Origin of 2nd Largest IDP Group	BORNO	MONGUNO	NULL
Area of intended return for Largest IDP Group	Place of origin		
Barriers to return home for Largest IDP Group	Lack of safety		

SITE MANAGEMENT AGENCY (SMA)

Type of SMA	NULL	Agency Name	NULL
SMA Contact Name	NULL	Phone Number	NULL

SERVICES

SHELTER

% families living outside (no shelter)	None	Most needed NFIs	Blankets/Mats
% families living in tents	None	% HHs with mosquito nets	<50%
% families living in makeshift shelter	None	% HHs with access to safe cooking facilities	<25%
% families living indoors (solid walls)	>75%	% HHs with access to electricity	None

HEALTH

Location of health facilities/services	Off-site (>3 km)	Access to health facility/services	Yes
Health facilities/services provider	NGO	Most prevalent health problems	Cough

WASH

Location of site's main water source	Off-site (<10 mn)	Total number functioning toilets	0
Liters of water per person per day	5 - 10 ltr	Separate male/female toilets	No
Main problems with drinking water	None	Separate male/female bathing areas	No

FOOD

Access to food	Yes, off site	Frequency of food distribution	Irregular
Access to market	Yes	Supplementary feeding for pregnant/lactant mothers?	No
Most common source for obtaining food	Cash	Supplementary feeding for children?	No

PROTECTION

Security provided on-site	Yes	GBV referral mechanism in place	No
Main security provider	Police	Number of women friendly spaces	0
Most common type of security incident	None	Number of child friendly spaces	0
Most common type of GBV incident	None	Most reported problem in receiving support	None

EDUCATION

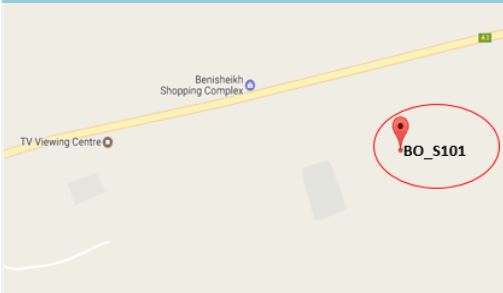
Location of nearest education facility	None
% children going to school	None

LIVELIHOOD

Number of families with source of income	11
Access to income generating activities	Yes

COMMUNICATION

Main source for obtaining information	Families/Friends	Main topic of information requested	Safety and Security
---------------------------------------	------------------	-------------------------------------	---------------------



432

Households (HH)

2162

Individuals

Round 15

31 March 2017

Site ID	BO_S101
Site Type	Collective Settlement/Centre
Site Classification	Spontaneous
Site Open Date	9-Aug-15
Admin 1	BORNO
Admin 2	KAGA
Admin 3	BENISHEIKH
Latitude	11.807580
Longitude	12.498410

DEMOGRAPHICS

Age/Sex	<1 year	1-5 years	6-17 years	18-59 years	>60 years	Total
Male	55	171	337	279	22	864
Female	74	285	376	499	64	1,298
Total	129	456	713	778	86	2,162

VULNERABLE GROUPS

Pregnant Women	75	3.5%
Breastfeeding Mothers	130	6.0%
Persons with Physical Disabilities	10	0.5%
Persons with Mental Disabilities	2	0.1%
Single Female Headed Households	50	2.3%
Single Male Headed Households	40	1.9%
Older Persons	86	4.0%
Total	393	18.2%

MOBILITY

Place of Origin of Largest IDP Group	BORNO	KAGA	MARGUBA
Place of Origin of 2nd Largest IDP Group	BORNO	KAGA	BORGOZO
Area of intended return for Largest IDP Group	Place of origin		
Barriers to return home for Largest IDP Group	Lack of safety		

SITE MANAGEMENT AGENCY (SMA)

Type of SMA	NULL	Agency Name	NULL
SMA Contact Name	NULL	Phone Number	NULL

SERVICES

SHELTER

% families living outside (no shelter)	None	Most needed NFIs	Blankets/Mats
% families living in tents	<75%	% HHs with mosquito nets	<50%
% families living in makeshift shelter	<25%	% HHs with access to safe cooking facilities	>75%
% families living indoors (solid walls)	<50%	% HHs with access to electricity	None

HEALTH

Location of health facilities/services	On-site (<3 km)	Access to health facility/services	Yes
Health facilities/services provider	INGO	Most prevalent health problems	Malaria

WASH

Location of site's main water source	On-site (<10 mn)	Total number functioning toilets	13
Liters of water per person per day	10 - 15 ltr	Separate male/female toilets	Yes
Main problems with drinking water	None	Separate male/female bathing areas	Yes

FOOD

Access to food	Yes, on site	Frequency of food distribution	Irregular
Access to market	Yes	Supplementary feeding for pregnant/lactant mothers?	No
Most common source for obtaining food	Cash	Supplementary feeding for children?	No

PROTECTION

Security provided on-site	Yes	GBV referral mechanism in place	No
Main security provider	Military	Number of women friendly spaces	0
Most common type of security incident	None	Number of child friendly spaces	1
Most common type of GBV incident	None	Most reported problem in receiving support	Not enough assistance for all entitled

EDUCATION

Location of nearest education facility	Off-site
% children going to school	>75%

LIVELIHOOD

Number of families with source of income	250
Access to income generating activities	Yes

COMMUNICATION

Main source for obtaining information	Local Leader	Main topic of information requested	Situation in areas of origin
---------------------------------------	--------------	-------------------------------------	------------------------------



53

Households (HH)

251

Individuals

Round 15

31 March 2017

Site ID	BO_S102
Site Type	Collective Settlement/Centre
Site Classification	Spontaneous
Site Open Date	NULL
Admin 1	BORNO
Admin 2	MAIDUGURI M. C.
Admin 3	MAISANDARI
Latitude	11.791100
Longitude	13.131640

DEMOGRAPHICS

Age/Sex	<1 year	1-5 years	6-17 years	18-59 years	>60 years	Total
Male	9	18	36	32	6	101
Female	12	25	64	41	8	150
Total	21	43	100	73	14	251

VULNERABLE GROUPS

Pregnant Women	10	4.0%
Breastfeeding Mothers	22	8.8%
Persons with Physical Disabilities	0	0.0%
Persons with Mental Disabilities	0	0.0%
Single Female Headed Households	0	0.0%
Single Male Headed Households	0	0.0%
Older Persons	14	5.6%
Total	46	18.3%

MOBILITY

Place of Origin of Largest IDP Group	BORNO	KONDUGA	MASBA / DALWA WEST
Place of Origin of 2nd Largest IDP Group	NULL	NULL	NULL
Area of intended return for Largest IDP Group	Place of origin		
Barriers to return home for Largest IDP Group	Lack of safety		

SITE MANAGEMENT AGENCY (SMA)

Type of SMA	NULL	Agency Name	NULL
SMA Contact Name	NULL	Phone Number	NULL

SERVICES

SHELTER

% families living outside (no shelter)	None	Most needed NFIs	Blankets/Mats
% families living in tents	<25%	% HHs with mosquito nets	<50%
% families living in makeshift shelter	<75%	% HHs with access to safe cooking facilities	>75%
% families living indoors (solid walls)	None	% HHs with access to electricity	None

HEALTH

Location of health facilities/services	On-site (<3 km)	Access to health facility/services	Yes
Health facilities/services provider	NGO	Most prevalent health problems	Malaria

WASH

Location of site's main water source	Off-site (<10 mn)	Total number functioning toilets	18
Liters of water per person per day	>15 ltr	Separate male/female toilets	No
Main problems with drinking water	None	Separate male/female bathing areas	No

FOOD

Access to food	Yes, on site	Frequency of food distribution	Irregular
Access to market	Yes	Supplementary feeding for pregnant/lactant mothers?	Yes
Most common source for obtaining food	Distribution	Supplementary feeding for children?	No

PROTECTION

Security provided on-site	Yes	GBV referral mechanism in place	Yes
Main security provider	Self organized	Number of women friendly spaces	1
Most common type of security incident	Alcohol/drug-related disturbance	Number of child friendly spaces	1
Most common type of GBV incident	Domestic violence	Most reported problem in receiving support	None

EDUCATION

Location of nearest education facility	Off-site
% children going to school	>75%

LIVELIHOOD

Number of families with source of income	43
Access to income generating activities	Yes

COMMUNICATION

Main source for obtaining information	Radio/news	Main topic of information requested	Situation in areas of origin
---------------------------------------	------------	-------------------------------------	------------------------------



43

Households (HH)

249

Individuals

Round 15

31 March 2017

Site ID	BO_S103
Site Type	Collective Settlement/Centre
Site Classification	Spontaneous
Site Open Date	NULL
Admin 1	BORNO
Admin 2	MAIDUGURI M. C.
Admin 3	MAISANDARI
Latitude	11.789750
Longitude	13.132470

DEMOGRAPHICS

Age/Sex	<1 year	1-5 years	6-17 years	18-59 years	>60 years	Total
Male	8	26	34	39	0	107
Female	9	39	40	45	9	142
Total	17	65	74	84	9	249

VULNERABLE GROUPS

Pregnant Women	22	8.8%
Breastfeeding Mothers	21	8.4%
Persons with Physical Disabilities	0	0.0%
Persons with Mental Disabilities	1	0.4%
Single Female Headed Households	2	0.8%
Single Male Headed Households	1	0.4%
Older Persons	9	3.6%
Total	56	22.5%

MOBILITY

Place of Origin of Largest IDP Group	BORNO	KONDUGA	NYALERI/SANDIA/YEJIWA
Place of Origin of 2nd Largest IDP Group	NULL	NULL	NULL
Area of intended return for Largest IDP Group	Place of origin		
Barriers to return home for Largest IDP Group	Lack of safety		

SITE MANAGEMENT AGENCY (SMA)

Type of SMA	Individual/Private	Agency Name	N/A
SMA Contact Name	N/A	Phone Number	NULL

SERVICES

SHELTER

% families living outside (no shelter)	None	Most needed NFIs	Blankets/Mats
% families living in tents	>75%	% HHs with mosquito nets	<75%
% families living in makeshift shelter	<25%	% HHs with access to safe cooking facilities	<75%
% families living indoors (solid walls)	None	% HHs with access to electricity	None

HEALTH

Location of health facilities/services	On-site (<3 km)	Access to health facility/services	Yes
Health facilities/services provider	INGO	Most prevalent health problems	RTI

WASH

Location of site's main water source	On-site (<10 mn)	Total number functioning toilets	9
Liters of water per person per day	10 - 15 ltr	Separate male/female toilets	No
Main problems with drinking water	None	Separate male/female bathing areas	Yes

FOOD

Access to food	Yes, on site	Frequency of food distribution	Irregular
Access to market	Yes	Supplementary feeding for pregnant/lactant mothers?	Yes
Most common source for obtaining food	Distribution	Supplementary feeding for children?	No

PROTECTION

Security provided on-site	Yes	GBV referral mechanism in place	No
Main security provider	Self organized	Number of women friendly spaces	1
Most common type of security incident	None	Number of child friendly spaces	1
Most common type of GBV incident	Domestic violence	Most reported problem in receiving support	Not enough assistance for all entitled

EDUCATION

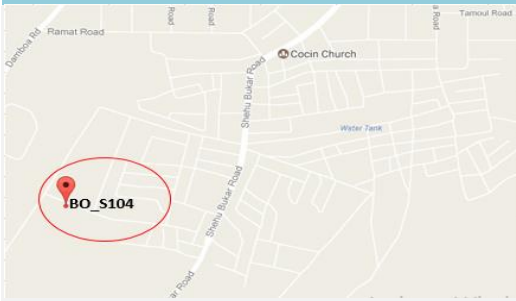
Location of nearest education facility	Off-site
% children going to school	<75%

LIVELIHOOD

Number of families with source of income	38
Access to income generating activities	Yes

COMMUNICATION

Main source for obtaining information	Radio/news	Main topic of information requested	Situation in areas of origin
---------------------------------------	------------	-------------------------------------	------------------------------



31

Households (HH)

157

Individuals

Round 15

31 March 2017

Site ID	BO_S104
Site Type	Collective Settlement/Centre
Site Classification	Spontaneous
Site Open Date	NULL
Admin 1	BORNO
Admin 2	MAIDUGURI M. C.
Admin 3	MAISANDARI
Latitude	11.790250
Longitude	13.132920

DEMOGRAPHICS

Age/Sex	<1 year	1-5 years	6-17 years	18-59 years	>60 years	Total
Male	7	8	22	24	2	63
Female	12	12	37	28	5	94
Total	19	20	59	52	7	157

VULNERABLE GROUPS

Pregnant Women	8	5.1%
Breastfeeding Mothers	19	12.1%
Persons with Physical Disabilities	0	0.0%
Persons with Mental Disabilities	0	0.0%
Single Female Headed Households	3	1.9%
Single Male Headed Households	0	0.0%
Older Persons	7	4.5%
Total	37	23.6%

MOBILITY

Place of Origin of Largest IDP Group	BORNO	KONDUGA	MASBA / DALWA WEST
Place of Origin of 2nd Largest IDP Group	NULL	NULL	NULL
Area of intended return for Largest IDP Group	Place of origin		
Barriers to return home for Largest IDP Group	Accessibility		

SITE MANAGEMENT AGENCY (SMA)

Type of SMA	NULL	Agency Name	NULL
SMA Contact Name	NULL	Phone Number	NULL

SERVICES

SHELTER

% families living outside (no shelter)	None	Most needed NFIs	Plastic sheeting
% families living in tents	<25%	% HHs with mosquito nets	<75%
% families living in makeshift shelter	>75%	% HHs with access to safe cooking facilities	<75%
% families living indoors (solid walls)	None	% HHs with access to electricity	None

HEALTH

Location of health facilities/services	On-site (<3 km)	Access to health facility/services	Yes
Health facilities/services provider	INGO	Most prevalent health problems	Malaria

WASH

Location of site's main water source	Off-site (<10 mn)	Total number functioning toilets	5
Liters of water per person per day	>15 ltr	Separate male/female toilets	No
Main problems with drinking water	None	Separate male/female bathing areas	Yes

FOOD

Access to food	Yes, on site	Frequency of food distribution	Irregular
Access to market	Yes	Supplementary feeding for pregnant/lactant mothers?	No
Most common source for obtaining food	Distribution	Supplementary feeding for children?	Yes

PROTECTION

Security provided on-site	Yes	GBV referral mechanism in place	Yes
Main security provider	Self organized	Number of women friendly spaces	0
Most common type of security incident	Alcohol/drug-related disturbance	Number of child friendly spaces	1
Most common type of GBV incident	Domestic violence	Most reported problem in receiving support	Assistance did not respond to the actual need

EDUCATION

Location of nearest education facility	Off-site	Number of families with source of income	28
% children going to school	<75%	Access to income generating activities	Yes

LIVELIHOOD

COMMUNICATION

Main source for obtaining information	Families/Friends	Main topic of information requested	Situation in areas of origin
---------------------------------------	------------------	-------------------------------------	------------------------------



36

Households (HH)

191

Individuals

Round 15

31 March 2017

Site ID	BO_S105
Site Type	Collective Settlement/Centre
Site Classification	Spontaneous
Site Open Date	NULL
Admin 1	BORNO
Admin 2	MAIDUGURI M. C.
Admin 3	MAISANDARI
Latitude	11.790670
Longitude	13.132780

DEMOGRAPHICS						
Age/Sex	<1 year	1-5 years	6-17 years	18-59 years	>60 years	Total
Male	6	24	22	23	6	81
Female	5	29	27	41	8	110
Total	11	53	49	64	14	191

VULNERABLE GROUPS		
Pregnant Women	15	7.9%
Breastfeeding Mothers	10	5.2%
Persons with Physical Disabilities	1	0.5%
Persons with Mental Disabilities	0	0.0%
Single Female Headed Households	12	6.3%
Single Male Headed Households	0	0.0%
Older Persons	14	7.3%
Total	52	27.2%

MOBILITY			
Place of Origin of Largest IDP Group	BORNO	KONDUGA	JAWA EAST / MALARI / KANGAMAR
Place of Origin of 2nd Largest IDP Group	NULL	NULL	NULL
Area of intended return for Largest IDP Group	Place of origin		
Barriers to return home for Largest IDP Group	Lack of safety		

SITE MANAGEMENT AGENCY (SMA)			
Type of SMA	NULL	Agency Name	NULL
SMA Contact Name	NULL	Phone Number	NULL

SERVICES			
SHELTER			
% families living outside (no shelter)	None	Most needed NFIs	Blankets/Mats
% families living in tents	<75%	% HHs with mosquito nets	<50%
% families living in makeshift shelter	<25%	% HHs with access to safe cooking facilities	None
% families living indoors (solid walls)	None	% HHs with access to electricity	None

HEALTH			
Location of health facilities/services	On-site (<3 km)	Access to health facility/services	Yes
Health facilities/services provider	INGO	Most prevalent health problems	Fever

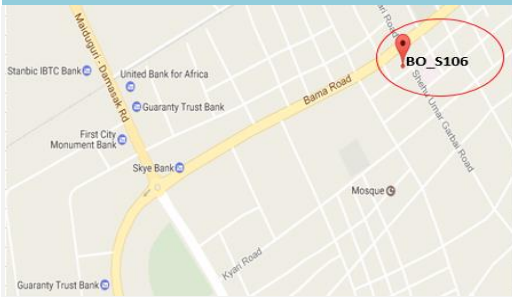
WASH			
Location of site's main water source	On-site (<10 mn)	Total number functioning toilets	6
Liters of water per person per day	10 - 15 ltr	Separate male/female toilets	No
Main problems with drinking water	None	Separate male/female bathing areas	Yes

FOOD			
Access to food	Yes, on site	Frequency of food distribution	Irregular
Access to market	Yes	Supplementary feeding for pregnant/lactant mothers?	Yes
Most common source for obtaining food	Distribution	Supplementary feeding for children?	No

PROTECTION			
Security provided on-site	Yes	GBV referral mechanism in place	Yes
Main security provider	Self organized	Number of women friendly spaces	1
Most common type of security incident	Alcohol/drug-related disturbance	Number of child friendly spaces	1
Most common type of GBV incident	Domestic violence	Most reported problem in receiving support	Not enough assistance for all entitled

EDUCATION		LIVELIHOOD	
Location of nearest education facility	On-site	Number of families with source of income	0
% children going to school	<50%	Access to income generating activities	Yes

COMMUNICATION			
Main source for obtaining information	Radio/news	Main topic of information requested	Safety and Security



41

Households (HH)

235

Individuals

Round 15

31 March 2017

Site ID	BO_S106
Site Type	Collective Settlement/Centre
Site Classification	Spontaneous
Site Open Date	09/17/2014
Admin 1	BORNO
Admin 2	MAIDUGURI M. C.
Admin 3	LAMISULA/JABBA MARI
Latitude	11.837440
Longitude	13.113090

DEMOGRAPHICS						Total
Age/Sex	<1 year	1-5 years	6-17 years	18-59 years	>60 years	
Male	10	16	28	34	6	94
Female	15	23	43	50	10	141
Total	25	39	71	84	16	235

VULNERABLE GROUPS		
Pregnant Women	8	3.4%
Breastfeeding Mothers	30	12.8%
Persons with Physical Disabilities	2	0.9%
Persons with Mental Disabilities	0	0.0%
Single Female Headed Households	12	5.1%
Single Male Headed Households	1	0.4%
Older Persons	16	6.8%
Total	69	29.4%

MOBILITY

Place of Origin of Largest IDP Group	BORNO	KONDUGA	SOJIRI/ NGURO - NGURO
Place of Origin of 2nd Largest IDP Group	BORNO	BAMA	SHEHURI / HAUSARI / MAIRI
Area of intended return for Largest IDP Group	Place of origin		
Barriers to return home for Largest IDP Group	Lack of safety		

SITE MANAGEMENT AGENCY (SMA)

Type of SMA	NULL	Agency Name	NULL
SMA Contact Name	NULL	Phone Number	NULL

SERVICES

SHELTER

% families living outside (no shelter)	None	Most needed NFIs	Hygiene kits
% families living in tents	None	% HHs with mosquito nets	>75%
% families living in makeshift shelter	None	% HHs with access to safe cooking facilities	<25%
% families living indoors (solid walls)	>75%	% HHs with access to electricity	>75%

HEALTH

Location of health facilities/services	Off-site (>3 km)	Access to health facility/services	Yes
Health facilities/services provider	Government	Most prevalent health problems	Malaria

WASH

Location of site's main water source	On-site (<10 mn)	Total number functioning toilets	0
Liters of water per person per day	>15 ltr	Separate male/female toilets	No
Main problems with drinking water	None	Separate male/female bathing areas	No

FOOD

Access to food	Yes, on site	Frequency of food distribution	Irregular
Access to market	Yes	Supplementary feeding for pregnant/lactant mothers?	Yes
Most common source for obtaining food	Distribution	Supplementary feeding for children?	No

PROTECTION

Security provided on-site	Yes	GBV referral mechanism in place	No
Main security provider	Self organized	Number of women friendly spaces	0
Most common type of security incident	None	Number of child friendly spaces	0
Most common type of GBV incident	None	Most reported problem in receiving support	Not enough assistance for all entitled

EDUCATION

Location of nearest education facility	On-site
% children going to school	<50%

LIVELIHOOD

Number of families with source of income	6
Access to income generating activities	Yes

COMMUNICATION

Main source for obtaining information	Families/Friends	Main topic of information requested	Distribution
---------------------------------------	------------------	-------------------------------------	--------------



53

Households (HH)

293

Individuals

Round 15

31 March 2017

Site ID	BO_S107
Site Type	Collective Settlement/Centre
Site Classification	Spontaneous
Site Open Date	NULL
Admin 1	BORNO
Admin 2	MAIDUGURI M. C.
Admin 3	MAISANDARI
Latitude	11.789580
Longitude	13.133530

DEMOGRAPHICS

Age/Sex	<1 year	1-5 years	6-17 years	18-59 years	>60 years	Total
Male	4	25	36	55	3	123
Female	5	35	43	83	4	170
Total	9	60	79	138	7	293

VULNERABLE GROUPS

Pregnant Women	6	2.0%
Breastfeeding Mothers	11	3.8%
Persons with Physical Disabilities	0	0.0%
Persons with Mental Disabilities	0	0.0%
Single Female Headed Households	3	1.0%
Single Male Headed Households	0	0.0%
Older Persons	7	2.4%
Total	27	9.2%

MOBILITY

Place of Origin of Largest IDP Group	BORNO	KONDUGA	JAWA EAST / MALARI / KANGAMAR
Place of Origin of 2nd Largest IDP Group	NULL	NULL	NULL
Area of intended return for Largest IDP Group	Place of origin		
Barriers to return home for Largest IDP Group	Lack of safety		

SITE MANAGEMENT AGENCY (SMA)

Type of SMA	NULL	Agency Name	NULL
SMA Contact Name	NULL	Phone Number	NULL

SERVICES

SHELTER

% families living outside (no shelter)	None	Most needed NFIs	Blankets/Mats
% families living in tents	>75%	% HHs with mosquito nets	<75%
% families living in makeshift shelter	<25%	% HHs with access to safe cooking facilities	<75%
% families living indoors (solid walls)	None	% HHs with access to electricity	None

HEALTH

Location of health facilities/services	On-site (<3 km)	Access to health facility/services	Yes
Health facilities/services provider	INGO	Most prevalent health problems	Malaria

WASH

Location of site's main water source	Off-site (>10 mn)	Total number functioning toilets	6
Liters of water per person per day	5 - 10 ltr	Separate male/female toilets	No
Main problems with drinking water	None	Separate male/female bathing areas	Yes

FOOD

Access to food	Yes, on site	Frequency of food distribution	Irregular
Access to market	Yes	Supplementary feeding for pregnant/lactant mothers?	Yes
Most common source for obtaining food	Distribution	Supplementary feeding for children?	No

PROTECTION

Security provided on-site	Yes	GBV referral mechanism in place	Yes
Main security provider	Self organized	Number of women friendly spaces	1
Most common type of security incident	Alcohol/drug-related disturbance	Number of child friendly spaces	1
Most common type of GBV incident	None	Most reported problem in receiving support	Not enough assistance for all entitled

EDUCATION

Location of nearest education facility	Off-site
% children going to school	<75%

LIVELIHOOD

Number of families with source of income	49
Access to income generating activities	Yes

COMMUNICATION

Main source for obtaining information	Local Leader	Main topic of information requested	Situation in areas of origin
---------------------------------------	--------------	-------------------------------------	------------------------------



157

Households (HH)

832

Individuals

Round 15

31 March 2017

Site ID	BO_S108
Site Type	Collective Settlement/Centre
Site Classification	Spontaneous
Site Open Date	NULL
Admin 1	BORNO
Admin 2	KONDUGA
Admin 3	DALORI / WANORI
Latitude	11.775890
Longitude	13.217180

DEMOGRAPHICS

Age/Sex	<1 year	1-5 years	6-17 years	18-59 years	>60 years	Total
Male	23	80	112	129	33	377
Female	28	99	139	159	30	455
Total	51	179	251	288	63	832

VULNERABLE GROUPS

Pregnant Women	43	5.2%
Breastfeeding Mothers	71	8.5%
Persons with Physical Disabilities	18	2.2%
Persons with Mental Disabilities	0	0.0%
Single Female Headed Households	17	2.0%
Single Male Headed Households	9	1.1%
Older Persons	63	7.6%
Total	221	26.6%

MOBILITY

Place of Origin of Largest IDP Group	BORNO	JERE	ALAU
Place of Origin of 2nd Largest IDP Group	BORNO	ABADAM	YITUWA
Area of intended return for Largest IDP Group	Place of origin		
Barriers to return home for Largest IDP Group	Lack of safety		

SITE MANAGEMENT AGENCY (SMA)

Type of SMA	NULL	Agency Name	NULL
SMA Contact Name	NULL	Phone Number	NULL

SERVICES

SHELTER

% families living outside (no shelter)	None	Most needed NFIs	Kitchen sets
% families living in tents	None	% HHs with mosquito nets	<25%
% families living in makeshift shelter	<75%	% HHs with access to safe cooking facilities	<25%
% families living indoors (solid walls)	None	% HHs with access to electricity	None

HEALTH

Location of health facilities/services	None	Access to health facility/services	No
Health facilities/services provider	None	Most prevalent health problems	Malaria

WASH

Location of site's main water source	Off-site (<10 mn)	Total number functioning toilets	0
Liters of water per person per day	10 - 15 ltr	Separate male/female toilets	No
Main problems with drinking water	None	Separate male/female bathing areas	No

FOOD

Access to food	Yes, off site	Frequency of food distribution	Irregular
Access to market	No	Supplementary feeding for pregnant/lactant mothers?	No
Most common source for obtaining food	Cash	Supplementary feeding for children?	No

PROTECTION

Security provided on-site	Yes	GBV referral mechanism in place	No
Main security provider	Self organized	Number of women friendly spaces	0
Most common type of security incident	None	Number of child friendly spaces	0
Most common type of GBV incident	None	Most reported problem in receiving support	None

EDUCATION

Location of nearest education facility	None	Number of families with source of income	0
% children going to school	None	Access to income generating activities	No

LIVELIHOOD

COMMUNICATION

Main source for obtaining information	Families/Friends	Main topic of information requested	Situation in areas of origin
---------------------------------------	------------------	-------------------------------------	------------------------------



4473
Households (HH)

26835
Individuals

Round 15
31 March 2017

Site ID	BO_S110
Site Type	Collective Settlement/Centre
Site Classification	Spontaneous
Site Open Date	09/25/2015
Admin 1	BORNO
Admin 2	BAMA
Admin 3	KUMSHE /NDUGUNO
Latitude	11.257550
Longitude	14.154440

DEMOGRAPHICS						
Age/Sex	<1 year	1-5 years	6-17 years	18-59 years	>60 years	Total
Male	450	2,895	5,295	2,534	800	11,974
Female	550	3,540	6,472	3,099	1,200	14,861
Total	1,000	6,435	11,767	5,633	2,000	26,835

VULNERABLE GROUPS		
Pregnant Women	510	1.9%
Breastfeeding Mothers	1,500	5.6%
Persons with Physical Disabilities	45	0.2%
Persons with Mental Disabilities	21	0.1%
Single Female Headed Households	1,100	4.1%
Single Male Headed Households	50	0.2%
Older Persons	2,000	7.5%
Total	5226	19.5%

MOBILITY

Place of Origin of Largest IDP Group	BORNO	BAMA	KUMSHE /NDUGUNO
Place of Origin of 2nd Largest IDP Group	BORNO	BAMA	KASUGULA
Area of intended return for Largest IDP Group	Place of origin		
Barriers to return home for Largest IDP Group	Lack of safety		

SITE MANAGEMENT AGENCY (SMA)

Type of SMA	Government	Agency Name	SEMA
SMA Contact Name	SEMA	Phone Number	N/A

SERVICES

SHELTER

% families living outside (no shelter)	None	Most needed NFIs	Blankets/Mats
% families living in tents	<50%	% HHs with mosquito nets	<75%
% families living in makeshift shelter	None	% HHs with access to safe cooking facilities	<75%
% families living indoors (solid walls)	>75%	% HHs with access to electricity	None

HEALTH

Location of health facilities/services	On-site (<3 km)	Access to health facility/services	Yes
Health facilities/services provider	INGO	Most prevalent health problems	Malaria

WASH

Location of site's main water source	On-site (<10 mn)	Total number functioning toilets	300
Liters of water per person per day	>15 ltr	Separate male/female toilets	Yes
Main problems with drinking water	None	Separate male/female bathing areas	No

FOOD

Access to food	Yes, on site	Frequency of food distribution	Irregular
Access to market	Yes	Supplementary feeding for pregnant/lactant mothers?	Yes
Most common source for obtaining food	Distribution	Supplementary feeding for children?	No

PROTECTION

Security provided on-site	Yes	GBV referral mechanism in place	No
Main security provider	Military	Number of women friendly spaces	1
Most common type of security incident	None	Number of child friendly spaces	1
Most common type of GBV incident	None	Most reported problem in receiving support	None

EDUCATION

Location of nearest education facility	On-site	Number of families with source of income	2782
% children going to school	<75%	Access to income generating activities	Yes

LIVELIHOOD

COMMUNICATION

Main source for obtaining information	Families/Friends	Main topic of information requested	Safety and Security
---------------------------------------	------------------	-------------------------------------	---------------------



200

Households (HH)

1077

Individuals

Round 15

31 March 2017

Site ID	BO_S111
Site Type	Collective Settlement/Centre
Site Classification	Spontaneous
Site Open Date	8-Aug-16
Admin 1	BORNO
Admin 2	GWOZA
Admin 3	GWOZA WAKANE / BULABULI
Latitude	11.088955
Longitude	13.687550

DEMOGRAPHICS

Age/Sex	<1 year	1-5 years	6-17 years	18-59 years	>60 years	Total
Male	22	84	129	132	12	379
Female	42	154	237	245	20	698
Total	64	238	366	377	32	1,077

VULNERABLE GROUPS

Pregnant Women	35	3.2%
Breastfeeding Mothers	105	9.7%
Persons with Physical Disabilities	3	0.3%
Persons with Mental Disabilities	2	0.2%
Single Female Headed Households	56	5.2%
Single Male Headed Households	2	0.2%
Older Persons	32	3.0%
Total	235	21.8%

MOBILITY

Place of Origin of Largest IDP Group	BORNO	GWOZA	DURE / WALA / WARABE
Place of Origin of 2nd Largest IDP Group	BORNO	GWOZA	MBAGDA/ LIMAN KARA/ NEW SETT
Area of intended return for Largest IDP Group	Place of origin		
Barriers to return home for Largest IDP Group	Lack of safety		

SITE MANAGEMENT AGENCY (SMA)

Type of SMA	NULL	Agency Name	NULL
SMA Contact Name	NULL	Phone Number	NULL

SERVICES

SHELTER

% families living outside (no shelter)	None	Most needed NFIs	Soap
% families living in tents	>75%	% HHs with mosquito nets	>75%
% families living in makeshift shelter	<25%	% HHs with access to safe cooking facilities	<50%
% families living indoors (solid walls)	None	% HHs with access to electricity	None

HEALTH

Location of health facilities/services	On-site (<3 km)	Access to health facility/services	Yes
Health facilities/services provider	NGO	Most prevalent health problems	Fever

WASH

Location of site's main water source	On-site (<10 mn)	Total number functioning toilets	50
Liters of water per person per day	10 - 15 ltr	Separate male/female toilets	Yes
Main problems with drinking water	None	Separate male/female bathing areas	No

FOOD

Access to food	Yes, on site	Frequency of food distribution	Once a month
Access to market	Yes	Supplementary feeding for pregnant/lactant mothers?	Yes
Most common source for obtaining food	Distribution	Supplementary feeding for children?	No

PROTECTION

Security provided on-site	Yes	GBV referral mechanism in place	No
Main security provider	Self organized	Number of women friendly spaces	1
Most common type of security incident	None	Number of child friendly spaces	1
Most common type of GBV incident	None	Most reported problem in receiving support	None

EDUCATION

Location of nearest education facility	On-site
% children going to school	<75%

LIVELIHOOD

Number of families with source of income	0
Access to income generating activities	No

COMMUNICATION

Main source for obtaining information	Families/Friends	Main topic of information requested	Other relief assistance
---------------------------------------	------------------	-------------------------------------	-------------------------



1048
Households (HH)

5785
Individuals

Round 15
31 March 2017

Site ID	BO_S112
Site Type	Collective Settlement/Centre
Site Classification	Spontaneous
Site Open Date	NULL
Admin 1	BORNO
Admin 2	GWOZA
Admin 3	PULKA/BOKKO
Latitude	11.225440
Longitude	13.786370

DEMOGRAPHICS						
Age/Sex	<1 year	1-5 years	6-17 years	18-59 years	>60 years	Total
Male	41	513	698	953	69	2,274
Female	57	916	1,048	1,407	83	3,511
Total	98	1,429	1,746	2,360	152	5,785

VULNERABLE GROUPS		
Pregnant Women	46	0.8%
Breastfeeding Mothers	696	12.0%
Persons with Physical Disabilities	8	0.1%
Persons with Mental Disabilities	6	0.1%
Single Female Headed Households	59	1.0%
Single Male Headed Households	7	0.1%
Older Persons	152	2.6%
Total	974	16.8%

MOBILITY

Place of Origin of Largest IDP Group	BORNO	GWOZA	NGOSHE
Place of Origin of 2nd Largest IDP Group	BORNO	BAMA	DIPCHARI / JERE / DAR-JAMAL / KC
Area of intended return for Largest IDP Group	Place of origin		
Barriers to return home for Largest IDP Group	Lack of safety		

SITE MANAGEMENT AGENCY (SMA)

Type of SMA	Armed Forces	Agency Name	MILITARY
SMA Contact Name	MILITARY	Phone Number	N/A

SERVICES

SHELTER

% families living outside (no shelter)	None	Most needed NFIs	Blankets/Mats
% families living in tents	None	% HHs with mosquito nets	<25%
% families living in makeshift shelter	<50%	% HHs with access to safe cooking facilities	<50%
% families living indoors (solid walls)	<75%	% HHs with access to electricity	None

HEALTH

Location of health facilities/services	On-site (<3 km)	Access to health facility/services	Yes
Health facilities/services provider	INGO	Most prevalent health problems	Malaria

WASH

Location of site's main water source	On-site (<10 mn)	Total number functioning toilets	6
Liters of water per person per day	5 - 10 ltr	Separate male/female toilets	Yes
Main problems with drinking water	None	Separate male/female bathing areas	No

FOOD

Access to food	Yes, on site	Frequency of food distribution	Twice a week
Access to market	Yes	Supplementary feeding for pregnant/lactant mothers?	No
Most common source for obtaining food	Distribution	Supplementary feeding for children?	No

PROTECTION

Security provided on-site	Yes	GBV referral mechanism in place	Yes
Main security provider	Military	Number of women friendly spaces	0
Most common type of security incident	Theft	Number of child friendly spaces	0
Most common type of GBV incident	Domestic violence	Most reported problem in receiving support	None

EDUCATION

Location of nearest education facility	Off-site
% children going to school	<25%

LIVELIHOOD

Number of families with source of income	15
Access to income generating activities	Yes

COMMUNICATION

Main source for obtaining information	Authorities	Main topic of information requested	Safety and Security
---------------------------------------	-------------	-------------------------------------	---------------------



1392
Households (HH)

8357
Individuals

Round 15
31 March 2017

Site ID	BO_S113
Site Type	Collective Settlement/Centre
Site Classification	Spontaneous
Site Open Date	2-Feb-15
Admin 1	BORNO
Admin 2	JERE
Admin 3	OLD MAIDUGURI
Latitude	11.879480
Longitude	13.175100

DEMOGRAPHICS

Age/Sex	<1 year	1-5 years	6-17 years	18-59 years	>60 years	Total
Male	82	733	1,026	1,173	369	3,383
Female	122	1,100	1,540	1,761	451	4,974
Total	204	1,833	2,566	2,934	820	8,357

VULNERABLE GROUPS

Pregnant Women	193	2.3%
Breastfeeding Mothers	415	5.0%
Persons with Physical Disabilities	60	0.7%
Persons with Mental Disabilities	7	0.1%
Single Female Headed Households	61	0.7%
Single Male Headed Households	20	0.2%
Older Persons	820	9.8%
Total	1576	18.9%

MOBILITY

Place of Origin of Largest IDP Group	BORNO	DIKWA	DIKWA
Place of Origin of 2nd Largest IDP Group	BORNO	MONGUNO	MONGUNO
Area of intended return for Largest IDP Group	Place of origin		
Barriers to return home for Largest IDP Group	Lack of safety		

SITE MANAGEMENT AGENCY (SMA)

Type of SMA	Government	Agency Name	SEMA
SMA Contact Name	SEMA	Phone Number	7069111182

SERVICES

SHELTER

% families living outside (no shelter)	<25%	Most needed NFIs	Kitchen sets
% families living in tents	<25%	% HHs with mosquito nets	<25%
% families living in makeshift shelter	<75%	% HHs with access to safe cooking facilities	<25%
% families living indoors (solid walls)	None	% HHs with access to electricity	None

HEALTH

Location of health facilities/services	On-site (<3 km)	Access to health facility/services	Yes
Health facilities/services provider	NGO	Most prevalent health problems	Malaria

WASH

Location of site's main water source	On-site (<10 mn)	Total number functioning toilets	16
Liters of water per person per day	10 - 15 ltr	Separate male/female toilets	No
Main problems with drinking water	None	Separate male/female bathing areas	No

FOOD

Access to food	Yes, on site	Frequency of food distribution	Irregular
Access to market	Yes	Supplementary feeding for pregnant/lactant mothers?	No
Most common source for obtaining food	Cash	Supplementary feeding for children?	Yes

PROTECTION

Security provided on-site	Yes	GBV referral mechanism in place	No
Main security provider	Self organized	Number of women friendly spaces	0
Most common type of security incident	None	Number of child friendly spaces	0
Most common type of GBV incident	None	Most reported problem in receiving support	None

EDUCATION

Location of nearest education facility	Off-site	Number of families with source of income	0
% children going to school	None	Access to income generating activities	Yes

LIVELIHOOD

COMMUNICATION

Main source for obtaining information	Local Leader	Main topic of information requested	Situation in areas of origin
---------------------------------------	--------------	-------------------------------------	------------------------------



157

Households (HH)

785

Individuals

Round 15

31 March 2017

Site ID	BO_S114
Site Type	Camp
Site Classification	Spontaneous
Site Open Date	04/15/2015
Admin 1	BORNO
Admin 2	JERE
Admin 3	OLD MAIDUGURI
Latitude	11.872250
Longitude	13.173550

DEMOGRAPHICS						
Age/Sex	<1 year	1-5 years	6-17 years	18-59 years	>60 years	Total
Male	20	77	107	123	23	350
Female	27	94	132	152	30	435
Total	47	171	239	275	53	785

VULNERABLE GROUPS		
Pregnant Women	29	3.7%
Breastfeeding Mothers	63	8.0%
Persons with Physical Disabilities	9	1.1%
Persons with Mental Disabilities	0	0.0%
Single Female Headed Households	0	0.0%
Single Male Headed Households	0	0.0%
Older Persons	53	6.8%
Total	154	19.6%

MOBILITY

Place of Origin of Largest IDP Group	BORNO	MAFA	MA'AFA
Place of Origin of 2nd Largest IDP Group	BORNO	MONGUNO	MOFIO
Area of intended return for Largest IDP Group	Place of origin		
Barriers to return home for Largest IDP Group	Lack of safety		

SITE MANAGEMENT AGENCY (SMA)

Type of SMA	NULL	Agency Name	NULL
SMA Contact Name	NULL	Phone Number	NULL

SERVICES

SHELTER

% families living outside (no shelter)	<25%	Most needed NFIs	Kitchen sets
% families living in tents	<50%	% HHs with mosquito nets	<25%
% families living in makeshift shelter	<25%	% HHs with access to safe cooking facilities	<25%
% families living indoors (solid walls)	None	% HHs with access to electricity	None

HEALTH

Location of health facilities/services	Off-site (<3 km)	Access to health facility/services	Yes
Health facilities/services provider	Government	Most prevalent health problems	Fever

WASH

Location of site's main water source	On-site (<10 mn)	Total number functioning toilets	10
Liters of water per person per day	10 - 15 ltr	Separate male/female toilets	No
Main problems with drinking water	None	Separate male/female bathing areas	No

FOOD

Access to food	Yes, on site	Frequency of food distribution	Irregular
Access to market	Yes	Supplementary feeding for pregnant/lactant mothers?	No
Most common source for obtaining food	Cash	Supplementary feeding for children?	No

PROTECTION

Security provided on-site	Yes	GBV referral mechanism in place	No
Main security provider	Self organized	Number of women friendly spaces	0
Most common type of security incident	None	Number of child friendly spaces	0
Most common type of GBV incident	None	Most reported problem in receiving support	None

EDUCATION

Location of nearest education facility	Off-site	Number of families with source of income	15
% children going to school	>75%	Access to income generating activities	Yes

LIVELIHOOD

COMMUNICATION

Main source for obtaining information	Radio/news	Main topic of information requested	Safety and Security
---------------------------------------	------------	-------------------------------------	---------------------



29
Households (HH)

152
Individuals

Round 15
31 March 2017

Site ID	BO_S115
Site Type	Collective Settlement/Centre
Site Classification	Spontaneous
Site Open Date	NULL
Admin 1	BORNO
Admin 2	MAIDUGURI M. C.
Admin 3	MAISANDARI
Latitude	11.793690
Longitude	13.133100

DEMOGRAPHICS

Age/Sex	<1 year	1-5 years	6-17 years	18-59 years	>60 years	Total
Male	8	10	20	11	14	63
Female	9	12	32	16	20	89
Total	17	22	52	27	34	152

VULNERABLE GROUPS

Pregnant Women	2	1.3%
Breastfeeding Mothers	14	9.2%
Persons with Physical Disabilities	0	0.0%
Persons with Mental Disabilities	0	0.0%
Single Female Headed Households	4	2.6%
Single Male Headed Households	0	0.0%
Older Persons	34	22.4%
Total	54	35.5%

MOBILITY

Place of Origin of Largest IDP Group	BORNO	KONDUGA	KONDUGA
Place of Origin of 2nd Largest IDP Group	NULL	NULL	NULL
Area of intended return for Largest IDP Group	Place of origin		
Barriers to return home for Largest IDP Group	Lack of safety		

SITE MANAGEMENT AGENCY (SMA)

Type of SMA	NULL	Agency Name	NULL
SMA Contact Name	NULL	Phone Number	NULL

SERVICES

SHELTER

% families living outside (no shelter)	None	Most needed NFIs	Blankets/Mats
% families living in tents	<25%	% HHs with mosquito nets	>75%
% families living in makeshift shelter	>75%	% HHs with access to safe cooking facilities	>75%
% families living indoors (solid walls)	None	% HHs with access to electricity	None

HEALTH

Location of health facilities/services	On-site (<3 km)	Access to health facility/services	Yes
Health facilities/services provider	INGO	Most prevalent health problems	Malaria

WASH

Location of site's main water source	Off-site (<10 mn)	Total number functioning toilets	6
Liters of water per person per day	10 - 15 ltr	Separate male/female toilets	No
Main problems with drinking water	None	Separate male/female bathing areas	Yes

FOOD

Access to food	Yes, on site	Frequency of food distribution	Irregular
Access to market	Yes	Supplementary feeding for pregnant/lactant mothers?	No
Most common source for obtaining food	Distribution	Supplementary feeding for children?	No

PROTECTION

Security provided on-site	Yes	GBV referral mechanism in place	Yes
Main security provider	Self organized	Number of women friendly spaces	0
Most common type of security incident	Alcohol/drug-related disturbance	Number of child friendly spaces	0
Most common type of GBV incident	Domestic violence	Most reported problem in receiving support	Assistance did not respond to the actual need

EDUCATION

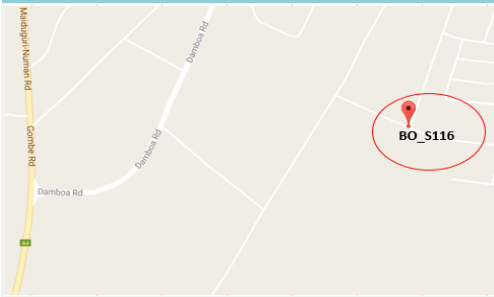
Location of nearest education facility	Off-site
% children going to school	<75%

LIVELIHOOD

Number of families with source of income	26
Access to income generating activities	Yes

COMMUNICATION

Main source for obtaining information	Radio/news	Main topic of information requested	Situation in areas of origin
---------------------------------------	------------	-------------------------------------	------------------------------



28

Households (HH)

146

Individuals

Round 15

31 March 2017

Site ID	BO_S116
Site Type	Collective Settlement/Centre
Site Classification	Spontaneous
Site Open Date	NULL
Admin 1	BORNO
Admin 2	MAIDUGURI M. C.
Admin 3	MAISANDARI
Latitude	11.789900
Longitude	13.134250

DEMOGRAPHICS

Age/Sex	<1 year	1-5 years	6-17 years	18-59 years	>60 years	Total
Male	2	18	20	22	0	62
Female	1	22	23	36	2	84
Total	3	40	43	58	2	146

VULNERABLE GROUPS

Pregnant Women	2	1.4%
Breastfeeding Mothers	5	3.4%
Persons with Physical Disabilities	0	0.0%
Persons with Mental Disabilities	0	0.0%
Single Female Headed Households	1	0.7%
Single Male Headed Households	0	0.0%
Older Persons	2	1.4%
Total	10	6.8%

MOBILITY

Place of Origin of Largest IDP Group	BORNO	KONDUGA	NULL
Place of Origin of 2nd Largest IDP Group	NULL	NULL	NULL
Area of intended return for Largest IDP Group	Place of origin		
Barriers to return home for Largest IDP Group	Lack of safety		

SITE MANAGEMENT AGENCY (SMA)

Type of SMA	NULL	Agency Name	NULL
SMA Contact Name	NULL	Phone Number	NULL

SERVICES

SHELTER

% families living outside (no shelter)	None	Most needed NFIs	Blankets/Mats
% families living in tents	>75%	% HHs with mosquito nets	>75%
% families living in makeshift shelter	<25%	% HHs with access to safe cooking facilities	>75%
% families living indoors (solid walls)	None	% HHs with access to electricity	None

HEALTH

Location of health facilities/services	On-site (<3 km)	Access to health facility/services	Yes
Health facilities/services provider	INGO	Most prevalent health problems	Cough

WASH

Location of site's main water source	Off-site (<10 mn)	Total number functioning toilets	3
Liters of water per person per day	10 - 15 ltr	Separate male/female toilets	No
Main problems with drinking water	None	Separate male/female bathing areas	No

FOOD

Access to food	Yes, on site	Frequency of food distribution	Irregular
Access to market	Yes	Supplementary feeding for pregnant/lactant mothers?	Yes
Most common source for obtaining food	Distribution	Supplementary feeding for children?	No

PROTECTION

Security provided on-site	Yes	GBV referral mechanism in place	Yes
Main security provider	Self organized	Number of women friendly spaces	0
Most common type of security incident	Friction with host community	Number of child friendly spaces	0
Most common type of GBV incident	Domestic violence	Most reported problem in receiving support	Not enough assistance for all entitled

EDUCATION

Location of nearest education facility	Off-site
% children going to school	<50%

LIVELIHOOD

Number of families with source of income	12
Access to income generating activities	Yes

COMMUNICATION

Main source for obtaining information	Radio/news	Main topic of information requested	Safety and Security
---------------------------------------	------------	-------------------------------------	---------------------



57

Households (HH)

296

Individuals

Round 15

31 March 2017

Site ID	BO_S117
Site Type	Collective Settlement/Centre
Site Classification	Spontaneous
Site Open Date	NULL
Admin 1	BORNO
Admin 2	MAIDUGURI M. C.
Admin 3	MAISANDARI
Latitude	11.787928
Longitude	13.131508

DEMOGRAPHICS						Total
Age/Sex	<1 year	1-5 years	6-17 years	18-59 years	>60 years	
Male	3	23	28	71	2	127
Female	4	37	40	85	3	169
Total	7	60	68	156	5	296

VULNERABLE GROUPS		
Pregnant Women	4	1.4%
Breastfeeding Mothers	27	9.1%
Persons with Physical Disabilities	0	0.0%
Persons with Mental Disabilities	0	0.0%
Single Female Headed Households	3	1.0%
Single Male Headed Households	2	0.7%
Older Persons	5	1.7%
Total	41	13.9%

MOBILITY

Place of Origin of Largest IDP Group	BORNO	KONDUGA	NULL
Place of Origin of 2nd Largest IDP Group	NULL	NULL	NULL
Area of intended return for Largest IDP Group	Place of origin		
Barriers to return home for Largest IDP Group	Accessibility		

SITE MANAGEMENT AGENCY (SMA)

Type of SMA	NULL	Agency Name	NULL
SMA Contact Name	NULL	Phone Number	NULL

SERVICES

SHELTER			
% families living outside (no shelter)	None	Most needed NFIs	Plastic sheeting
% families living in tents	>75%	% HHs with mosquito nets	<75%
% families living in makeshift shelter	<25%	% HHs with access to safe cooking facilities	>75%
% families living indoors (solid walls)	None	% HHs with access to electricity	None

HEALTH

Location of health facilities/services	On-site (<3 km)	Access to health facility/services	Yes
Health facilities/services provider	INGO	Most prevalent health problems	Malaria

WASH

Location of site's main water source	On-site (<10 mn)	Total number functioning toilets	4
Liters of water per person per day	>15 ltr	Separate male/female toilets	No
Main problems with drinking water	None	Separate male/female bathing areas	Yes

FOOD

Access to food	Yes, on site	Frequency of food distribution	Irregular
Access to market	Yes	Supplementary feeding for pregnant/lactant mothers?	Yes
Most common source for obtaining food	Distribution	Supplementary feeding for children?	No

PROTECTION

Security provided on-site	Yes	GBV referral mechanism in place	Yes
Main security provider	Self organized	Number of women friendly spaces	1
Most common type of security incident	Alcohol/drug-related disturbance	Number of child friendly spaces	1
Most common type of GBV incident	Domestic violence	Most reported problem in receiving support	Not enough assistance for all entitled

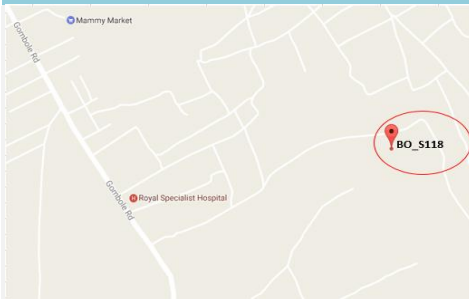
EDUCATION

Location of nearest education facility	Off-site	Number of families with source of income	52
% children going to school	<75%	Access to income generating activities	Yes

LIVELIHOOD

COMMUNICATION

Main source for obtaining information	Radio/news	Main topic of information requested	Situation in areas of origin
---------------------------------------	------------	-------------------------------------	------------------------------



18

Households (HH)

100

Individuals

Round 15

31 March 2017

Site ID	BO_S118
Site Type	Collective Settlement/Centre
Site Classification	Spontaneous
Site Open Date	7-Nov-14
Admin 1	BORNO
Admin 2	JERE
Admin 3	BALE GALTIMARI
Latitude	11.793007
Longitude	13.180680

DEMOGRAPHICS

Age/Sex	<1 year	1-5 years	6-17 years	18-59 years	>60 years	Total
Male	1	11	15	13	1	41
Female	3	19	20	15	2	59
Total	4	30	35	28	3	100

VULNERABLE GROUPS

Pregnant Women	2	2.0%
Breastfeeding Mothers	6	6.0%
Persons with Physical Disabilities	4	4.0%
Persons with Mental Disabilities	0	0.0%
Single Female Headed Households	0	0.0%
Single Male Headed Households	0	0.0%
Older Persons	3	3.0%
Total	15	15.0%

MOBILITY

Place of Origin of Largest IDP Group	BORNO	BAMA	KASUGULA
Place of Origin of 2nd Largest IDP Group	BORNO	BAMA	KASUGULA
Area of intended return for Largest IDP Group	Place of origin		
Barriers to return home for Largest IDP Group	House damaged/destroyed		

SITE MANAGEMENT AGENCY (SMA)

Type of SMA	NULL	Agency Name	NULL
SMA Contact Name	NULL	Phone Number	NULL

SERVICES

SHELTER

% families living outside (no shelter)	None	Most needed NFIs	Blankets/Mats
% families living in tents	>75%	% HHs with mosquito nets	<25%
% families living in makeshift shelter	None	% HHs with access to safe cooking facilities	<25%
% families living indoors (solid walls)	None	% HHs with access to electricity	None

HEALTH

Location of health facilities/services	Off-site (<3 km)	Access to health facility/services	Yes
Health facilities/services provider	Government	Most prevalent health problems	Malaria

WASH

Location of site's main water source	On-site (<10 mn)	Total number functioning toilets	2
Liters of water per person per day	5 - 10 ltr	Separate male/female toilets	No
Main problems with drinking water	None	Separate male/female bathing areas	No

FOOD

Access to food	Yes, on site	Frequency of food distribution	Irregular
Access to market	No	Supplementary feeding for pregnant/lactant mothers?	No
Most common source for obtaining food	Cash	Supplementary feeding for children?	No

PROTECTION

Security provided on-site	No	GBV referral mechanism in place	No
Main security provider	None	Number of women friendly spaces	0
Most common type of security incident	None	Number of child friendly spaces	0
Most common type of GBV incident	None	Most reported problem in receiving support	None

EDUCATION

Location of nearest education facility	On-site	Number of families with source of income	8
% children going to school	<25%	Access to income generating activities	Yes

LIVELIHOOD

COMMUNICATION

Main source for obtaining information	Radio/news	Main topic of information requested	Situation in areas of origin
---------------------------------------	------------	-------------------------------------	------------------------------



35

Households (HH)

128

Individuals

Round 15

31 March 2017

Site ID	BO_S119
Site Type	Collective Settlement/Centre
Site Classification	Spontaneous
Site Open Date	8-Nov-15
Admin 1	BORNO
Admin 2	JERE
Admin 3	BALE GALTIMARI
Latitude	11.782427
Longitude	13.137050

DEMOGRAPHICS						Total
Age/Sex	<1 year	1-5 years	6-17 years	18-59 years	>60 years	
Male	4	8	16	21	4	53
Female	7	11	22	30	5	75
Total	11	19	38	51	9	128

VULNERABLE GROUPS		
Pregnant Women	4	3.1%
Breastfeeding Mothers	16	12.5%
Persons with Physical Disabilities	2	1.6%
Persons with Mental Disabilities	1	0.8%
Single Female Headed Households	0	0.0%
Single Male Headed Households	0	0.0%
Older Persons	9	7.0%
Total	32	25.0%

MOBILITY

Place of Origin of Largest IDP Group	BORNO	KUKAWA	KEKENO
Place of Origin of 2nd Largest IDP Group	BORNO	KUKAWA	KEKENO
Area of intended return for Largest IDP Group	Place of origin		
Barriers to return home for Largest IDP Group	Lack of safety		

SITE MANAGEMENT AGENCY (SMA)

Type of SMA	NULL	Agency Name	NULL
SMA Contact Name	NULL	Phone Number	NULL

SERVICES

SHELTER

% families living outside (no shelter)	None	Most needed NFIs	Blankets/Mats
% families living in tents	>75%	% HHs with mosquito nets	<25%
% families living in makeshift shelter	None	% HHs with access to safe cooking facilities	<25%
% families living indoors (solid walls)	None	% HHs with access to electricity	None

HEALTH

Location of health facilities/services	On-site (>3 km)	Access to health facility/services	Yes
Health facilities/services provider	NGO	Most prevalent health problems	Malaria

WASH

Location of site's main water source	Off-site (<10 mn)	Total number functioning toilets	5
Liters of water per person per day	10 - 15 ltr	Separate male/female toilets	No
Main problems with drinking water	None	Separate male/female bathing areas	No

FOOD

Access to food	Yes, on site	Frequency of food distribution	Irregular
Access to market	Yes	Supplementary feeding for pregnant/lactant mothers?	No
Most common source for obtaining food	Cash	Supplementary feeding for children?	No

PROTECTION

Security provided on-site	No	GBV referral mechanism in place	No
Main security provider	None	Number of women friendly spaces	0
Most common type of security incident	None	Number of child friendly spaces	0
Most common type of GBV incident	None	Most reported problem in receiving support	None

EDUCATION

Location of nearest education facility	On-site	Number of families with source of income	11
% children going to school	<25%	Access to income generating activities	Yes

LIVELIHOOD

COMMUNICATION

Main source for obtaining information	Families/Friends	Main topic of information requested	Situation in areas of origin
---------------------------------------	------------------	-------------------------------------	------------------------------



8

Households (HH)

67

Individuals

Round 15

31 March 2017

Site ID	BO_S120
Site Type	Collective Settlement/Centre
Site Classification	Spontaneous
Site Open Date	7-May-15
Admin 1	BORNO
Admin 2	JERE
Admin 3	BALE GALTIMARI
Latitude	11.806643
Longitude	13.176457

DEMOGRAPHICS

Age/Sex	<1 year	1-5 years	6-17 years	18-59 years	>60 years	Total
Male	1	5	10	12	1	29
Female	3	13	11	10	1	38
Total	4	18	21	22	2	67

VULNERABLE GROUPS

Pregnant Women	1	1.5%
Breastfeeding Mothers	5	7.5%
Persons with Physical Disabilities	0	0.0%
Persons with Mental Disabilities	0	0.0%
Single Female Headed Households	0	0.0%
Single Male Headed Households	0	0.0%
Older Persons	2	3.0%
Total	8	11.9%

MOBILITY

Place of Origin of Largest IDP Group	BORNO	MONGUNO	MONGUNO
Place of Origin of 2nd Largest IDP Group	BORNO	KUKAWA	KUKAWA
Area of intended return for Largest IDP Group	Place of origin		
Barriers to return home for Largest IDP Group	Lack of safety		

SITE MANAGEMENT AGENCY (SMA)

Type of SMA	NULL	Agency Name	NULL
SMA Contact Name	NULL	Phone Number	NULL

SERVICES

SHELTER

% families living outside (no shelter)	None	Most needed NFIs	Mosquito nets
% families living in tents	None	% HHs with mosquito nets	<25%
% families living in makeshift shelter	None	% HHs with access to safe cooking facilities	<75%
% families living indoors (solid walls)	>75%	% HHs with access to electricity	None

HEALTH

Location of health facilities/services	Off-site (<3 km)	Access to health facility/services	Yes
Health facilities/services provider	Government	Most prevalent health problems	Malaria

WASH

Location of site's main water source	On-site (<10 mn)	Total number functioning toilets	0
Liters of water per person per day	10 - 15 ltr	Separate male/female toilets	No
Main problems with drinking water	None	Separate male/female bathing areas	No

FOOD

Access to food	Yes, on site	Frequency of food distribution	Irregular
Access to market	Yes	Supplementary feeding for pregnant/lactant mothers?	No
Most common source for obtaining food	Cash	Supplementary feeding for children?	No

PROTECTION

Security provided on-site	No	GBV referral mechanism in place	No
Main security provider	None	Number of women friendly spaces	0
Most common type of security incident	None	Number of child friendly spaces	0
Most common type of GBV incident	None	Most reported problem in receiving support	None

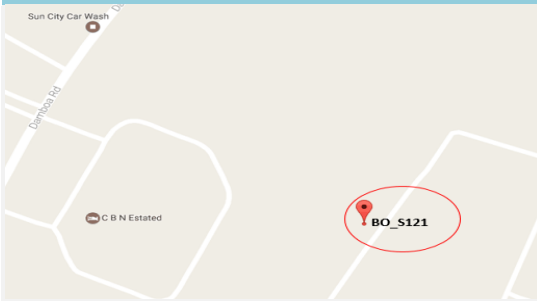
EDUCATION

Location of nearest education facility	Off-site	Number of families with source of income	5
% children going to school	<25%	Access to income generating activities	Yes

LIVELIHOOD

COMMUNICATION

Main source for obtaining information	Families/Friends	Main topic of information requested	Safety and Security
---------------------------------------	------------------	-------------------------------------	---------------------



37

Households (HH)

158

Individuals

Round 15

31 March 2017

Site ID	BO_S121
Site Type	Collective Settlement/Centre
Site Classification	Spontaneous
Site Open Date	NULL
Admin 1	BORNO
Admin 2	MAIDUGURI M. C.
Admin 3	MAISANDARI
Latitude	11.794220
Longitude	13.133360

DEMOGRAPHICS

Age/Sex	<1 year	1-5 years	6-17 years	18-59 years	>60 years	Total
Male	4	17	29	22	2	74
Female	7	21	22	31	3	84
Total	11	38	51	53	5	158

VULNERABLE GROUPS

Pregnant Women	1	0.6%
Breastfeeding Mothers	11	7.0%
Persons with Physical Disabilities	0	0.0%
Persons with Mental Disabilities	0	0.0%
Single Female Headed Households	3	1.9%
Single Male Headed Households	0	0.0%
Older Persons	5	3.2%
Total	20	12.7%

MOBILITY

Place of Origin of Largest IDP Group	BORNO	KONDUGA	MASBA / DALWA WEST
Place of Origin of 2nd Largest IDP Group	NULL	NULL	NULL
Area of intended return for Largest IDP Group	Place of origin		
Barriers to return home for Largest IDP Group	Accessibility		

SITE MANAGEMENT AGENCY (SMA)

Type of SMA	NULL	Agency Name	NULL
SMA Contact Name	NULL	Phone Number	NULL

SERVICES

SHELTER

% families living outside (no shelter)	None	Most needed NFIs	Plastic sheeting
% families living in tents	<25%	% HHs with mosquito nets	<75%
% families living in makeshift shelter	>75%	% HHs with access to safe cooking facilities	<75%
% families living indoors (solid walls)	None	% HHs with access to electricity	None

HEALTH

Location of health facilities/services	On-site (<3 km)	Access to health facility/services	Yes
Health facilities/services provider	INGO	Most prevalent health problems	Cough

WASH

Location of site's main water source	On-site (<10 mn)	Total number functioning toilets	4
Liters of water per person per day	10 - 15 ltr	Separate male/female toilets	No
Main problems with drinking water	None	Separate male/female bathing areas	Yes

FOOD

Access to food	Yes, on site	Frequency of food distribution	Irregular
Access to market	Yes	Supplementary feeding for pregnant/lactant mothers?	Yes
Most common source for obtaining food	Distribution	Supplementary feeding for children?	No

PROTECTION

Security provided on-site	Yes	GBV referral mechanism in place	Yes
Main security provider	Self organized	Number of women friendly spaces	1
Most common type of security incident	Alcohol/drug-related disturbance	Number of child friendly spaces	1
Most common type of GBV incident	Domestic violence	Most reported problem in receiving support	Assistance did not respond to the actual need

EDUCATION

Location of nearest education facility	Off-site
% children going to school	<75%

LIVELIHOOD

Number of families with source of income	14
Access to income generating activities	Yes

COMMUNICATION

Main source for obtaining information	Radio/news	Main topic of information requested	Situation in areas of origin
---------------------------------------	------------	-------------------------------------	------------------------------



18

Households (HH)

101

Individuals

Round 15

31 March 2017

Site ID	BO_S123
Site Type	Collective Settlement/Centre
Site Classification	Spontaneous
Site Open Date	NULL
Admin 1	BORNO
Admin 2	MAIDUGURI M. C.
Admin 3	MAISANDARI
Latitude	11.790930
Longitude	13.132150

DEMOGRAPHICS

Age/Sex	<1 year	1-5 years	6-17 years	18-59 years	>60 years	Total
Male	3	10	11	17	4	45
Female	4	14	13	20	5	56
Total	7	24	24	37	9	101

VULNERABLE GROUPS

Pregnant Women	3	3.0%
Breastfeeding Mothers	11	10.9%
Persons with Physical Disabilities	0	0.0%
Persons with Mental Disabilities	0	0.0%
Single Female Headed Households	3	3.0%
Single Male Headed Households	0	0.0%
Older Persons	9	8.9%
Total	26	25.7%

MOBILITY

Place of Origin of Largest IDP Group	BORNO	KONDUGA	SOJIRI/ NGURO - NGURO
Place of Origin of 2nd Largest IDP Group	NULL	NULL	NULL
Area of intended return for Largest IDP Group	Place of origin		
Barriers to return home for Largest IDP Group	Lack of safety		

SITE MANAGEMENT AGENCY (SMA)

Type of SMA	NULL	Agency Name	NULL
SMA Contact Name	NULL	Phone Number	NULL

SERVICES

SHELTER

% families living outside (no shelter)	None	Most needed NFIs	Plastic sheeting
% families living in tents	>75%	% HHs with mosquito nets	<75%
% families living in makeshift shelter	<25%	% HHs with access to safe cooking facilities	<75%
% families living indoors (solid walls)	None	% HHs with access to electricity	None

HEALTH

Location of health facilities/services	On-site (<3 km)	Access to health facility/services	Yes
Health facilities/services provider	INGO	Most prevalent health problems	RTI

WASH

Location of site's main water source	On-site (<10 mn)	Total number functioning toilets	4
Liters of water per person per day	10 - 15 ltr	Separate male/female toilets	No
Main problems with drinking water	None	Separate male/female bathing areas	Yes

FOOD

Access to food	Yes, on site	Frequency of food distribution	Irregular
Access to market	Yes	Supplementary feeding for pregnant/lactant mothers?	Yes
Most common source for obtaining food	Distribution	Supplementary feeding for children?	No

PROTECTION

Security provided on-site	Yes	GBV referral mechanism in place	No
Main security provider	Self organized	Number of women friendly spaces	1
Most common type of security incident	None	Number of child friendly spaces	1
Most common type of GBV incident	None	Most reported problem in receiving support	Not enough assistance for all entitled

EDUCATION

Location of nearest education facility	Off-site
% children going to school	<75%

LIVELIHOOD

Number of families with source of income	15
Access to income generating activities	Yes

COMMUNICATION

Main source for obtaining information	Radio/news	Main topic of information requested	Situation in areas of origin
---------------------------------------	------------	-------------------------------------	------------------------------



15

Households (HH)

56

Individuals

Round 15

31 March 2017

Site ID	BO_S124
Site Type	Collective Settlement/Centre
Site Classification	Spontaneous
Site Open Date	8-Feb-15
Admin 1	BORNO
Admin 2	JERE
Admin 3	BALE GALTIMARI
Latitude	11.804680
Longitude	13.170320

DEMOGRAPHICS

Age/Sex	<1 year	1-5 years	6-17 years	18-59 years	>60 years	Total
Male	1	3	7	9	2	22
Female	3	5	10	13	3	34
Total	4	8	17	22	5	56

VULNERABLE GROUPS

Pregnant Women	0	0.0%
Breastfeeding Mothers	6	10.7%
Persons with Physical Disabilities	0	0.0%
Persons with Mental Disabilities	0	0.0%
Single Female Headed Households	0	0.0%
Single Male Headed Households	2	3.6%
Older Persons	5	8.9%
Total	13	23.2%

MOBILITY

Place of Origin of Largest IDP Group	BORNO	KAGA	GUWO
Place of Origin of 2nd Largest IDP Group	BORNO	BAMA	SABSABWA / SOYE/ BULONGU
Area of intended return for Largest IDP Group	Place of origin		
Barriers to return home for Largest IDP Group	House damaged/destroyed		

SITE MANAGEMENT AGENCY (SMA)

Type of SMA	Individual/Private	Agency Name	NA
SMA Contact Name	NA	Phone Number	NULL

SERVICES

SHELTER

% families living outside (no shelter)	None	Most needed NFIs	Blankets/Mats
% families living in tents	>75%	% HHs with mosquito nets	>75%
% families living in makeshift shelter	<25%	% HHs with access to safe cooking facilities	<50%
% families living indoors (solid walls)	None	% HHs with access to electricity	None

HEALTH

Location of health facilities/services	Off-site (<3 km)	Access to health facility/services	Yes
Health facilities/services provider	Government	Most prevalent health problems	Malaria

WASH

Location of site's main water source	Off-site (<10 mn)	Total number functioning toilets	6
Liters of water per person per day	10 - 15 ltr	Separate male/female toilets	No
Main problems with drinking water	None	Separate male/female bathing areas	No

FOOD

Access to food	Yes, on site	Frequency of food distribution	Irregular
Access to market	Yes	Supplementary feeding for pregnant/lactant mothers?	No
Most common source for obtaining food	Cash	Supplementary feeding for children?	No

PROTECTION

Security provided on-site	No	GBV referral mechanism in place	No
Main security provider	None	Number of women friendly spaces	0
Most common type of security incident	None	Number of child friendly spaces	0
Most common type of GBV incident	None	Most reported problem in receiving support	None

EDUCATION

Location of nearest education facility	Off-site	Number of families with source of income	0
% children going to school	None	Access to income generating activities	No

LIVELIHOOD

COMMUNICATION

Main source for obtaining information	Families/Friends	Main topic of information requested	Safety and Security
---------------------------------------	------------------	-------------------------------------	---------------------



24

Households (HH)

133

Individuals

Round 15

31 March 2017

Site ID	BO_S125
Site Type	Collective Settlement/Centre
Site Classification	Spontaneous
Site Open Date	10-Oct-14
Admin 1	BORNO
Admin 2	JERE
Admin 3	MASHAMARI
Latitude	11.852860
Longitude	13.179860

DEMOGRAPHICS						Total
Age/Sex	<1 year	1-5 years	6-17 years	18-59 years	>60 years	
Male	4	15	23	12	6	60
Female	4	17	24	21	7	73
Total	8	32	47	33	13	133

VULNERABLE GROUPS		
Pregnant Women	4	3.0%
Breastfeeding Mothers	14	10.5%
Persons with Physical Disabilities	2	1.5%
Persons with Mental Disabilities	0	0.0%
Single Female Headed Households	3	2.3%
Single Male Headed Households	0	0.0%
Older Persons	13	9.8%
Total	36	27.1%

MOBILITY

Place of Origin of Largest IDP Group	BORNO	DIKWA	BOBOSHE
Place of Origin of 2nd Largest IDP Group	NULL	NULL	NULL
Area of intended return for Largest IDP Group	Place of origin		
Barriers to return home for Largest IDP Group	Lack of safety		

SITE MANAGEMENT AGENCY (SMA)

Type of SMA	NULL	Agency Name	NULL
SMA Contact Name	NULL	Phone Number	NULL

SERVICES

SHELTER			
% families living outside (no shelter)	<25%	Most needed NFIs	Blankets/Mats
% families living in tents	None	% HHs with mosquito nets	<50%
% families living in makeshift shelter	>75%	% HHs with access to safe cooking facilities	None
% families living indoors (solid walls)	None	% HHs with access to electricity	None

HEALTH

Location of health facilities/services	None	Access to health facility/services	No
Health facilities/services provider	None	Most prevalent health problems	Malaria

WASH

Location of site's main water source	Off-site (>10 mn)	Total number functioning toilets	4
Liters of water per person per day	10 - 15 ltr	Separate male/female toilets	Yes
Main problems with drinking water	None	Separate male/female bathing areas	Yes

FOOD

Access to food	Yes, off site	Frequency of food distribution	Irregular
Access to market	Yes	Supplementary feeding for pregnant/lactant mothers?	No
Most common source for obtaining food	Cash	Supplementary feeding for children?	No

PROTECTION

Security provided on-site	No	GBV referral mechanism in place	No
Main security provider	None	Number of women friendly spaces	0
Most common type of security incident	None	Number of child friendly spaces	0
Most common type of GBV incident	None	Most reported problem in receiving support	None

EDUCATION

Location of nearest education facility	Off-site	Number of families with source of income	18
% children going to school	<25%	Access to income generating activities	Yes

COMMUNICATION

Main source for obtaining information	Radio/news	Main topic of information requested	Safety and Security
---------------------------------------	------------	-------------------------------------	---------------------


20

Households (HH)

106

Individuals

Round 15

31 March 2017

Site ID	BO_S127
Site Type	Collective Settlement/Centre
Site Classification	Spontaneous
Site Open Date	8-Jan-16
Admin 1	BORNO
Admin 2	JERE
Admin 3	MAIMUSARI
Latitude	11.833530
Longitude	13.187170

DEMOGRAPHICS

Age/Sex	<1 year	1-5 years	6-17 years	18-59 years	>60 years	Total
Male	2	7	18	14	5	46
Female	3	12	19	23	3	60
Total	5	19	37	37	8	106

VULNERABLE GROUPS

Pregnant Women	6	5.7%
Breastfeeding Mothers	12	11.3%
Persons with Physical Disabilities	0	0.0%
Persons with Mental Disabilities	0	0.0%
Single Female Headed Households	0	0.0%
Single Male Headed Households	0	0.0%
Older Persons	8	7.5%
Total	26	24.5%

MOBILITY

Place of Origin of Largest IDP Group	BORNO	KONDUGA	JAWA EAST / MALARI / KANGAMAR
Place of Origin of 2nd Largest IDP Group	BORNO	BAMA	NULL
Area of intended return for Largest IDP Group	Place of origin		
Barriers to return home for Largest IDP Group	Lack of safety		

SITE MANAGEMENT AGENCY (SMA)

Type of SMA	NULL	Agency Name	NULL
SMA Contact Name	NULL	Phone Number	NULL

SERVICES
SHELTER

% families living outside (no shelter)	None	Most needed NFIs	Kitchen sets
% families living in tents	<25%	% HHs with mosquito nets	<50%
% families living in makeshift shelter	>75%	% HHs with access to safe cooking facilities	None
% families living indoors (solid walls)	None	% HHs with access to electricity	None

HEALTH

Location of health facilities/services	On-site (>3 km)	Access to health facility/services	Yes
Health facilities/services provider	Government	Most prevalent health problems	Fever

WASH

Location of site's main water source	Off-site (>10 mn)	Total number functioning toilets	2
Liters of water per person per day	>15 ltr	Separate male/female toilets	No
Main problems with drinking water	None	Separate male/female bathing areas	No

FOOD

Access to food	Yes, on site	Frequency of food distribution	Everyday
Access to market	Yes	Supplementary feeding for pregnant/lactant mothers?	No
Most common source for obtaining food	Cash	Supplementary feeding for children?	No

PROTECTION

Security provided on-site	Yes	GBV referral mechanism in place	No
Main security provider	Self organized	Number of women friendly spaces	0
Most common type of security incident	None	Number of child friendly spaces	0
Most common type of GBV incident	None	Most reported problem in receiving support	None

EDUCATION

Location of nearest education facility	On-site
% children going to school	<50%

LIVELIHOOD

Number of families with source of income	14
Access to income generating activities	Yes

COMMUNICATION

Main source for obtaining information	Radio/news	Main topic of information requested	Safety and Security
---------------------------------------	------------	-------------------------------------	---------------------



89

Households (HH)

580

Individuals

Round 15

31 March 2017

Site ID	BO_S128
Site Type	Collective Settlement/Centre
Site Classification	Spontaneous
Site Open Date	12-Dec-15
Admin 1	BORNO
Admin 2	JERE
Admin 3	DUSUMAN
Latitude	11.868860
Longitude	13.252950

DEMOGRAPHICS

Age/Sex	<1 year	1-5 years	6-17 years	18-59 years	>60 years	Total
Male	11	67	79	104	10	271
Female	12	54	70	155	18	309
Total	23	121	149	259	28	580

VULNERABLE GROUPS

Pregnant Women	21	3.6%
Breastfeeding Mothers	41	7.1%
Persons with Physical Disabilities	2	0.3%
Persons with Mental Disabilities	0	0.0%
Single Female Headed Households	10	1.7%
Single Male Headed Households	1	0.2%
Older Persons	28	4.8%
Total	103	17.8%

MOBILITY

Place of Origin of Largest IDP Group	BORNO	MAFA	LOSKURI
Place of Origin of 2nd Largest IDP Group	BORNO	MAFA	NULL
Area of intended return for Largest IDP Group	Place of origin		
Barriers to return home for Largest IDP Group	No livelihood		

SITE MANAGEMENT AGENCY (SMA)

Type of SMA	NULL	Agency Name	NULL
SMA Contact Name	NULL	Phone Number	NULL

SERVICES

SHELTER

% families living outside (no shelter)	None	Most needed NFIs	Blankets/Mats
% families living in tents	<50%	% HHs with mosquito nets	<50%
% families living in makeshift shelter	<75%	% HHs with access to safe cooking facilities	<25%
% families living indoors (solid walls)	None	% HHs with access to electricity	None

HEALTH

Location of health facilities/services	Off-site (<3 km)	Access to health facility/services	Yes
Health facilities/services provider	INGO	Most prevalent health problems	Malaria

WASH

Location of site's main water source	Off-site (<10 mn)	Total number functioning toilets	3
Liters of water per person per day	10 - 15 ltr	Separate male/female toilets	No
Main problems with drinking water	None	Separate male/female bathing areas	No

FOOD

Access to food	Yes, off site	Frequency of food distribution	Irregular
Access to market	Yes	Supplementary feeding for pregnant/lactant mothers?	No
Most common source for obtaining food	Cash	Supplementary feeding for children?	No

PROTECTION

Security provided on-site	Yes	GBV referral mechanism in place	No
Main security provider	Self organized	Number of women friendly spaces	0
Most common type of security incident	None	Number of child friendly spaces	0
Most common type of GBV incident	None	Most reported problem in receiving support	None

EDUCATION

Location of nearest education facility	Off-site	Number of families with source of income	70
% children going to school	<50%	Access to income generating activities	Yes

LIVELIHOOD

COMMUNICATION

Main source for obtaining information	Radio/news	Main topic of information requested	Distribution
---------------------------------------	------------	-------------------------------------	--------------



22

Households (HH)

136

Individuals

Round 15

31 March 2017

Site ID	BO_S129
Site Type	Collective Settlement/Centre
Site Classification	Spontaneous
Site Open Date	8-Sep-15
Admin 1	BORNO
Admin 2	JERE
Admin 3	DUSUMAN
Latitude	11.869560
Longitude	13.253620

DEMOGRAPHICS						Total
Age/Sex	<1 year	1-5 years	6-17 years	18-59 years	>60 years	
Male	7	24	28	18	2	79
Female	4	10	20	20	3	57
Total	11	34	48	38	5	136

VULNERABLE GROUPS		
Pregnant Women	2	1.5%
Breastfeeding Mothers	16	11.8%
Persons with Physical Disabilities	0	0.0%
Persons with Mental Disabilities	0	0.0%
Single Female Headed Households	2	1.5%
Single Male Headed Households	1	0.7%
Older Persons	5	3.7%
Total	26	19.1%

MOBILITY

Place of Origin of Largest IDP Group	BORNO	MAFA	LIMANTI
Place of Origin of 2nd Largest IDP Group	BORNO	MAFA	MA'AFA
Area of intended return for Largest IDP Group	Place of origin		
Barriers to return home for Largest IDP Group	Lack of safety		

SITE MANAGEMENT AGENCY (SMA)

Type of SMA	NULL	Agency Name	NULL
SMA Contact Name	NULL	Phone Number	NULL

SERVICES

SHELTER

% families living outside (no shelter)	None	Most needed NFIs	Blankets/Mats
% families living in tents	<25%	% HHs with mosquito nets	None
% families living in makeshift shelter	>75%	% HHs with access to safe cooking facilities	None
% families living indoors (solid walls)	None	% HHs with access to electricity	None

HEALTH

Location of health facilities/services	On-site (>3 km)	Access to health facility/services	Yes
Health facilities/services provider	INGO	Most prevalent health problems	Malaria

WASH

Location of site's main water source	Off-site (<10 mn)	Total number functioning toilets	2
Liters of water per person per day	5 - 10 ltr	Separate male/female toilets	No
Main problems with drinking water	None	Separate male/female bathing areas	No

FOOD

Access to food	Yes, off site	Frequency of food distribution	Irregular
Access to market	Yes	Supplementary feeding for pregnant/lactant mothers?	No
Most common source for obtaining food	Cash	Supplementary feeding for children?	No

PROTECTION

Security provided on-site	Yes	GBV referral mechanism in place	No
Main security provider	Self organized	Number of women friendly spaces	0
Most common type of security incident	None	Number of child friendly spaces	0
Most common type of GBV incident	None	Most reported problem in receiving support	None

EDUCATION

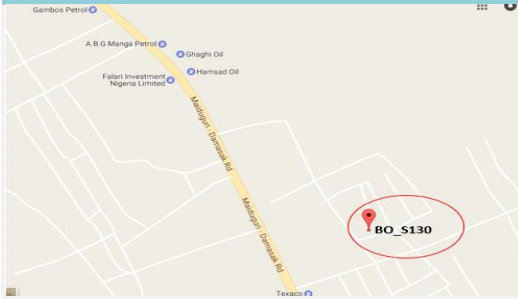
Location of nearest education facility	Off-site
% children going to school	<50%

LIVELIHOOD

Number of families with source of income	9
Access to income generating activities	Yes

COMMUNICATION

Main source for obtaining information	Local Leader	Main topic of information requested	Distribution
---------------------------------------	--------------	-------------------------------------	--------------



43

Households (HH)

341

Individuals

Round 15

31 March 2017

Site ID	BO_S130
Site Type	Collective Settlement/Centre
Site Classification	Spontaneous
Site Open Date	9-Sep-14
Admin 1	BORNO
Admin 2	MAIDUGURI M. C.
Admin 3	BOLORI II
Latitude	11.878640
Longitude	13.119390

DEMOGRAPHICS						
Age/Sex	<1 year	1-5 years	6-17 years	18-59 years	>60 years	Total
Male	9	29	52	45	4	139
Female	15	42	61	78	6	202
Total	24	71	113	123	10	341

VULNERABLE GROUPS		
Pregnant Women	3	0.9%
Breastfeeding Mothers	38	11.1%
Persons with Physical Disabilities	0	0.0%
Persons with Mental Disabilities	1	0.3%
Single Female Headed Households	20	5.9%
Single Male Headed Households	0	0.0%
Older Persons	10	2.9%
Total	72	21.1%

MOBILITY			
Place of Origin of Largest IDP Group	BORNO	BAMA	KASUGULA
Place of Origin of 2nd Largest IDP Group	BORNO	KUKAWA	BAGA
Area of intended return for Largest IDP Group	Place of origin		
Barriers to return home for Largest IDP Group	House damaged/destroyed		

SITE MANAGEMENT AGENCY (SMA)			
Type of SMA	NULL	Agency Name	NULL
SMA Contact Name	NULL	Phone Number	NULL

SERVICES			
SHELTER			
% families living outside (no shelter)	None	Most needed NFIs	Blankets/Mats
% families living in tents	None	% HHs with mosquito nets	<75%
% families living in makeshift shelter	None	% HHs with access to safe cooking facilities	<25%
% families living indoors (solid walls)	>75%	% HHs with access to electricity	None

HEALTH			
Location of health facilities/services	On-site (<3 km)	Access to health facility/services	Yes
Health facilities/services provider	NGO	Most prevalent health problems	Malaria

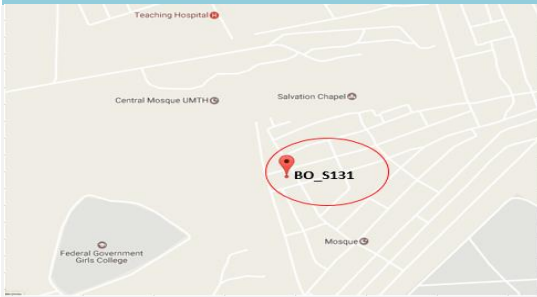
WASH			
Location of site's main water source	Off-site (<10 mn)	Total number functioning toilets	1
Liters of water per person per day	10 - 15 ltr	Separate male/female toilets	No
Main problems with drinking water	None	Separate male/female bathing areas	No

FOOD			
Access to food	Yes, on site	Frequency of food distribution	Irregular
Access to market	Yes	Supplementary feeding for pregnant/lactant mothers?	No
Most common source for obtaining food	Cash	Supplementary feeding for children?	No

PROTECTION			
Security provided on-site	Yes	GBV referral mechanism in place	Yes
Main security provider	Self organized	Number of women friendly spaces	0
Most common type of security incident	Theft	Number of child friendly spaces	0
Most common type of GBV incident	Rape/attempted rape	Most reported problem in receiving support	None

EDUCATION		LIVELIHOOD	
Location of nearest education facility	Off-site	Number of families with source of income	43
% children going to school	<25%	Access to income generating activities	Yes

COMMUNICATION			
Main source for obtaining information	Families/Friends	Main topic of information requested	Safety and Security



9

Households (HH)

51

Individuals

Round 15

31 March 2017

Site ID	BO_S131
Site Type	Collective Settlement/Centre
Site Classification	Spontaneous
Site Open Date	07/19/2014
Admin 1	BORNO
Admin 2	JERE
Admin 3	MAIRI
Latitude	11.820090
Longitude	13.189360

DEMOGRAPHICS

Age/Sex	<1 year	1-5 years	6-17 years	18-59 years	>60 years	Total
Male	2	3	7	5	3	20
Female	2	6	10	11	2	31
Total	4	9	17	16	5	51

VULNERABLE GROUPS

Pregnant Women	2	3.9%
Breastfeeding Mothers	6	11.8%
Persons with Physical Disabilities	0	0.0%
Persons with Mental Disabilities	0	0.0%
Single Female Headed Households	2	3.9%
Single Male Headed Households	0	0.0%
Older Persons	5	9.8%
Total	15	29.4%

MOBILITY

Place of Origin of Largest IDP Group	BORNO	KONDUGA	SOJIRI/ NGURO - NGURO
Place of Origin of 2nd Largest IDP Group	BORNO	KONDUGA	NULL
Area of intended return for Largest IDP Group	Place of origin		
Barriers to return home for Largest IDP Group	Lack of safety		

SITE MANAGEMENT AGENCY (SMA)

Type of SMA	NULL	Agency Name	NULL
SMA Contact Name	NULL	Phone Number	NULL

SERVICES

SHELTER

% families living outside (no shelter)	<25%	Most needed NFIs	Blankets/Mats
% families living in tents	None	% HHs with mosquito nets	None
% families living in makeshift shelter	>75%	% HHs with access to safe cooking facilities	<25%
% families living indoors (solid walls)	None	% HHs with access to electricity	None

HEALTH

Location of health facilities/services	On-site (>3 km)	Access to health facility/services	Yes
Health facilities/services provider	Government	Most prevalent health problems	Cough

WASH

Location of site's main water source	On-site (<10 mn)	Total number functioning toilets	0
Liters of water per person per day	>15 ltr	Separate male/female toilets	No
Main problems with drinking water	None	Separate male/female bathing areas	No

FOOD

Access to food	Yes, on site	Frequency of food distribution	Everyday
Access to market	Yes	Supplementary feeding for pregnant/lactant mothers?	No
Most common source for obtaining food	Cash	Supplementary feeding for children?	No

PROTECTION

Security provided on-site	Yes	GBV referral mechanism in place	No
Main security provider	Local Authorities	Number of women friendly spaces	0
Most common type of security incident	None	Number of child friendly spaces	0
Most common type of GBV incident	None	Most reported problem in receiving support	None

EDUCATION

Location of nearest education facility	On-site	Number of families with source of income	0
% children going to school	<50%	Access to income generating activities	Yes

LIVELIHOOD

COMMUNICATION

Main source for obtaining information	Radio/news	Main topic of information requested	Situation in areas of origin
---------------------------------------	------------	-------------------------------------	------------------------------



4661

Households (HH)

26104

Individuals

Round 15

31 March 2017

Site ID	BO_S133
Site Type	Collective Settlement/Centre
Site Classification	Spontaneous
Site Open Date	6-Apr-15
Admin 1	BORNO
Admin 2	MONGUNO
Admin 3	MONGUNO
Latitude	12.680080
Longitude	13.610710

DEMOGRAPHICS						
Age/Sex	<1 year	1-5 years	6-17 years	18-59 years	>60 years	Total
Male	628	2,230	2,836	5,542	381	11,617
Female	939	3,342	3,198	6,596	412	14,487
Total	1,567	5,572	6,034	12,138	793	26,104

VULNERABLE GROUPS		
Pregnant Women	748	2.9%
Breastfeeding Mothers	2,324	8.9%
Persons with Physical Disabilities	58	0.2%
Persons with Mental Disabilities	21	0.1%
Single Female Headed Households	249	1.0%
Single Male Headed Households	89	0.3%
Older Persons	793	3.0%
Total	4282	16.4%

MOBILITY

Place of Origin of Largest IDP Group	BORNO	KUKAWA	KEKENO
Place of Origin of 2nd Largest IDP Group	BORNO	MONGUNO	NULL
Area of intended return for Largest IDP Group	Place of origin		
Barriers to return home for Largest IDP Group	Lack of safety		

SITE MANAGEMENT AGENCY (SMA)

Type of SMA	Government	Agency Name	SEMA
SMA Contact Name	SEMA	Phone Number	8027907355

SERVICES

SHELTER

% families living outside (no shelter)	None	Most needed NFIs	Blankets/Mats
% families living in tents	<50%	% HHs with mosquito nets	<75%
% families living in makeshift shelter	<50%	% HHs with access to safe cooking facilities	<75%
% families living indoors (solid walls)	<25%	% HHs with access to electricity	None

HEALTH

Location of health facilities/services	On-site (<3 km)	Access to health facility/services	Yes
Health facilities/services provider	INGO	Most prevalent health problems	Malaria

WASH

Location of site's main water source	On-site (<10 mn)	Total number functioning toilets	78
Liters of water per person per day	>15 ltr	Separate male/female toilets	Yes
Main problems with drinking water	None	Separate male/female bathing areas	Yes

FOOD

Access to food	Yes, on site	Frequency of food distribution	Irregular
Access to market	Yes	Supplementary feeding for pregnant/lactant mothers?	Yes
Most common source for obtaining food	Cash	Supplementary feeding for children?	No

PROTECTION

Security provided on-site	Yes	GBV referral mechanism in place	No
Main security provider	Military	Number of women friendly spaces	0
Most common type of security incident	None	Number of child friendly spaces	0
Most common type of GBV incident	None	Most reported problem in receiving support	None

EDUCATION

Location of nearest education facility	On-site
% children going to school	<50%

LIVELIHOOD

Number of families with source of income	0
Access to income generating activities	Yes

COMMUNICATION

Main source for obtaining information	Families/Friends	Main topic of information requested	Safety and Security
---------------------------------------	------------------	-------------------------------------	---------------------



1227
Households (HH)

5790
Individuals

Round 15
31 March 2017

Site ID	BO_S134
Site Type	Collective Settlement/Centre
Site Classification	Spontaneous
Site Open Date	06/21/2016
Admin 1	BORNO
Admin 2	DAMBOA
Admin 3	DAMBOA
Latitude	11.148150
Longitude	12.752350

DEMOGRAPHICS						
Age/Sex	<1 year	1-5 years	6-17 years	18-59 years	>60 years	Total
Male	336	630	1,014	1,039	292	3,311
Female	127	682	684	783	203	2,479
Total	463	1,312	1,698	1,822	495	5,790

VULNERABLE GROUPS		
Pregnant Women	123	2.1%
Breastfeeding Mothers	514	8.9%
Persons with Physical Disabilities	3	0.1%
Persons with Mental Disabilities	1	0.0%
Single Female Headed Households	7	0.1%
Single Male Headed Households	0	0.0%
Older Persons	495	8.5%
Total	1143	19.7%

MOBILITY

Place of Origin of Largest IDP Group	BORNO	DAMBOA	AJIGN (A)
Place of Origin of 2nd Largest IDP Group	BORNO	DAMBOA	NULL
Area of intended return for Largest IDP Group	Place of origin		
Barriers to return home for Largest IDP Group	Lack of safety		

SITE MANAGEMENT AGENCY (SMA)

Type of SMA	NULL	Agency Name	NULL
SMA Contact Name	NULL	Phone Number	NULL

SERVICES

SHELTER

% families living outside (no shelter)	None	Most needed NFIs	Blankets/Mats
% families living in tents	<25%	% HHs with mosquito nets	None
% families living in makeshift shelter	>75%	% HHs with access to safe cooking facilities	<25%
% families living indoors (solid walls)	<25%	% HHs with access to electricity	None

HEALTH

Location of health facilities/services	On-site (<3 km)	Access to health facility/services	Yes
Health facilities/services provider	INGO	Most prevalent health problems	Diarrhea

WASH

Location of site's main water source	On-site (<10 mn)	Total number functioning toilets	20
Liters of water per person per day	10 - 15 ltr	Separate male/female toilets	Yes
Main problems with drinking water	Suspended solids	Separate male/female bathing areas	Yes

FOOD

Access to food	Yes, on site	Frequency of food distribution	Irregular
Access to market	Yes	Supplementary feeding for pregnant/lactant mothers?	No
Most common source for obtaining food	Distribution	Supplementary feeding for children?	No

PROTECTION

Security provided on-site	Yes	GBV referral mechanism in place	No
Main security provider	Military	Number of women friendly spaces	0
Most common type of security incident	None	Number of child friendly spaces	2
Most common type of GBV incident	None	Most reported problem in receiving support	assistance was physically inadequate for most vulnerab

EDUCATION

Location of nearest education facility	On-site
% children going to school	<25%

LIVELIHOOD

Number of families with source of income	0
Access to income generating activities	No

COMMUNICATION

Main source for obtaining information	Radio/news	Main topic of information requested	Situation in areas of origin
---------------------------------------	------------	-------------------------------------	------------------------------


7485

Households (HH)

27210

Individuals

Round 15

31 March 2017

Site ID	BO_S135
Site Type	Collective Settlement/Centre
Site Classification	Spontaneous
Site Open Date	NULL
Admin 1	BORNO
Admin 2	NGALA
Admin 3	NGALA WARD
Latitude	12.358970
Longitude	14.169620

DEMOGRAPHICS

Age/Sex	<1 year	1-5 years	6-17 years	18-59 years	>60 years	Total
Male	476	2,144	5,163	3,812	616	12,211
Female	605	3,479	5,550	4,661	704	14,999
Total	1,081	5,623	10,713	8,473	1,320	27,210

VULNERABLE GROUPS

Pregnant Women	850	3.1%
Breastfeeding Mothers	2,081	7.6%
Persons with Physical Disabilities	20	0.1%
Persons with Mental Disabilities	10	0.0%
Single Female Headed Households	2,913	10.7%
Single Male Headed Households	1,713	6.3%
Older Persons	1,320	4.9%
Total	8907	32.7%

MOBILITY

Place of Origin of Largest IDP Group	BORNO	NGALA	WULGO
Place of Origin of 2nd Largest IDP Group	BORNO	KALA BALGE	JILBE "A"
Area of intended return for Largest IDP Group	Place of origin		
Barriers to return home for Largest IDP Group	Lack of safety		

SITE MANAGEMENT AGENCY (SMA)

Type of SMA	Government	Agency Name	SEMA
SMA Contact Name	SEMA	Phone Number	NULL

SERVICES
SHELTER

% families living outside (no shelter)	<25%	Most needed NFIs	Blankets/Mats
% families living in tents	<25%	% HHs with mosquito nets	<75%
% families living in makeshift shelter	>75%	% HHs with access to safe cooking facilities	<75%
% families living indoors (solid walls)	<25%	% HHs with access to electricity	None

HEALTH

Location of health facilities/services	On-site (<3 km)	Access to health facility/services	Yes
Health facilities/services provider	NGO	Most prevalent health problems	Malaria

WASH

Location of site's main water source	On-site (<10 mn)	Total number functioning toilets	1100
Liters of water per person per day	10 - 15 ltr	Separate male/female toilets	No
Main problems with drinking water	Taste	Separate male/female bathing areas	No

FOOD

Access to food	Yes, on site	Frequency of food distribution	Irregular
Access to market	No	Supplementary feeding for pregnant/lactant mothers?	Yes
Most common source for obtaining food	Distribution	Supplementary feeding for children?	Yes

PROTECTION

Security provided on-site	Yes	GBV referral mechanism in place	No
Main security provider	Military	Number of women friendly spaces	0
Most common type of security incident	None	Number of child friendly spaces	0
Most common type of GBV incident	None	Most reported problem in receiving support	Not enough assistance for all entitled

EDUCATION

Location of nearest education facility	On-site	Number of families with source of income	3000
% children going to school	<50%	Access to income generating activities	Yes

LIVELIHOOD
COMMUNICATION

Main source for obtaining information	Local Leader	Main topic of information requested	Situation in areas of origin
---------------------------------------	--------------	-------------------------------------	------------------------------



839

Households (HH)

4613

Individuals

Round 15

31 March 2017

Site ID	BO_S136
Site Type	Collective Settlement/Centre
Site Classification	Spontaneous
Site Open Date	NULL
Admin 1	BORNO
Admin 2	DIKWA
Admin 3	DIKWA
Latitude	12.040030
Longitude	13.813470

DEMOGRAPHICS

Age/Sex	<1 year	1-5 years	6-17 years	18-59 years	>60 years	Total
Male	181	458	643	824	71	2,177
Female	141	377	779	1,051	88	2,436
Total	322	835	1,422	1,875	159	4,613

VULNERABLE GROUPS

Pregnant Women	215	4.7%
Breastfeeding Mothers	357	7.7%
Persons with Physical Disabilities	7	0.2%
Persons with Mental Disabilities	1	0.0%
Single Female Headed Households	10	0.2%
Single Male Headed Households	3	0.1%
Older Persons	159	3.4%
Total	752	16.3%

MOBILITY

Place of Origin of Largest IDP Group	BORNO	DIKWA	NULL
Place of Origin of 2nd Largest IDP Group	BORNO	DIKWA	GAJIBO
Area of intended return for Largest IDP Group	Place of origin		
Barriers to return home for Largest IDP Group	Lack of safety		

SITE MANAGEMENT AGENCY (SMA)

Type of SMA	INGO	Agency Name	ICRC, UNICEF
SMA Contact Name	ICRC, UNICEF	Phone Number	N/A

SERVICES

SHELTER

% families living outside (no shelter)	<25%	Most needed NFIs	Blankets/Mats
% families living in tents	None	% HHs with mosquito nets	<25%
% families living in makeshift shelter	<75%	% HHs with access to safe cooking facilities	<25%
% families living indoors (solid walls)	None	% HHs with access to electricity	None

HEALTH

Location of health facilities/services	On-site (<3 km)	Access to health facility/services	Yes
Health facilities/services provider	INGO	Most prevalent health problems	Fever

WASH

Location of site's main water source	On-site (<10 mn)	Total number functioning toilets	6
Liters of water per person per day	5 - 10 ltr	Separate male/female toilets	No
Main problems with drinking water	None	Separate male/female bathing areas	No

FOOD

Access to food	Yes, on site	Frequency of food distribution	Once a month
Access to market	Yes	Supplementary feeding for pregnant/lactant mothers?	No
Most common source for obtaining food	Distribution	Supplementary feeding for children?	Yes

PROTECTION

Security provided on-site	Yes	GBV referral mechanism in place	No
Main security provider	Military	Number of women friendly spaces	0
Most common type of security incident	None	Number of child friendly spaces	0
Most common type of GBV incident	None	Most reported problem in receiving support	None

EDUCATION

Location of nearest education facility	Off-site	Number of families with source of income	0
% children going to school	<25%	Access to income generating activities	Yes

LIVELIHOOD

COMMUNICATION

Main source for obtaining information	Local Leader	Main topic of information requested	Distribution
---------------------------------------	--------------	-------------------------------------	--------------



780

Households (HH)

3994

Individuals

Round 15

31 March 2017

Site ID	BO_S137
Site Type	Collective Settlement/Centre
Site Classification	Spontaneous
Site Open Date	09-Sep-16
Admin 1	BORNO
Admin 2	DIKWA
Admin 3	DIKWA
Latitude	12.003800
Longitude	13.921550

DEMOGRAPHICS

Age/Sex	<1 year	1-5 years	6-17 years	18-59 years	>60 years	Total
Male	132	252	613	755	72	1,824
Female	108	307	745	922	88	2,170
Total	240	559	1,358	1,677	160	3,994

VULNERABLE GROUPS

Pregnant Women	512	12.8%
Breastfeeding Mothers	309	7.7%
Persons with Physical Disabilities	31	0.8%
Persons with Mental Disabilities	12	0.3%
Single Female Headed Households	30	0.8%
Single Male Headed Households	15	0.4%
Older Persons	160	4.0%
Total	1069	26.8%

MOBILITY

Place of Origin of Largest IDP Group	BORNO	DIKWA	GAJIBO
Place of Origin of 2nd Largest IDP Group	BORNO	DIKWA	NGUDORAM
Area of intended return for Largest IDP Group	Place of origin		
Barriers to return home for Largest IDP Group	Lack of safety		

SITE MANAGEMENT AGENCY (SMA)

Type of SMA	INGO	Agency Name	ICRC/UNICEF
SMA Contact Name	ICRC/UNICEF	Phone Number	NULL

SERVICES

SHELTER

% families living outside (no shelter)	None	Most needed NFIs	Blankets/Mats
% families living in tents	>75%	% HHs with mosquito nets	<25%
% families living in makeshift shelter	<25%	% HHs with access to safe cooking facilities	<50%
% families living indoors (solid walls)	None	% HHs with access to electricity	None

HEALTH

Location of health facilities/services	On-site (<3 km)	Access to health facility/services	Yes
Health facilities/services provider	INGO	Most prevalent health problems	Diarrhea

WASH

Location of site's main water source	On-site (<10 mn)	Total number functioning toilets	40
Liters of water per person per day	5 - 10 ltr	Separate male/female toilets	No
Main problems with drinking water	None	Separate male/female bathing areas	Yes

FOOD

Access to food	Yes, on site	Frequency of food distribution	Once a month
Access to market	Yes	Supplementary feeding for pregnant/lactant mothers?	No
Most common source for obtaining food	Distribution	Supplementary feeding for children?	Yes

PROTECTION

Security provided on-site	Yes	GBV referral mechanism in place	No
Main security provider	Military	Number of women friendly spaces	0
Most common type of security incident	None	Number of child friendly spaces	0
Most common type of GBV incident	None	Most reported problem in receiving support	Not enough assistance for all entitled

EDUCATION

Location of nearest education facility	On-site
% children going to school	<25%

LIVELIHOOD

Number of families with source of income	508
Access to income generating activities	Yes

COMMUNICATION

Main source for obtaining information	Authorities	Main topic of information requested	Safety and Security
---------------------------------------	-------------	-------------------------------------	---------------------



3986
Households (HH)

22314
Individuals

Round 15
31 March 2017

Site ID	BO_S138
Site Type	Collective Settlement/Centre
Site Classification	Spontaneous
Site Open Date	09-Sep-16
Admin 1	BORNO
Admin 2	DIKWA
Admin 3	DIKWA
Latitude	12.031030
Longitude	13.916370

DEMOGRAPHICS

Age/Sex	<1 year	1-5 years	6-17 years	18-59 years	>60 years	Total
Male	735	1,506	3,314	4,217	401	10,173
Female	603	1,841	4,051	5,155	491	12,141
Total	1,338	3,347	7,365	9,372	892	22,314

VULNERABLE GROUPS

Pregnant Women	1,402	6.3%
Breastfeeding Mothers	1,351	6.1%
Persons with Physical Disabilities	16	0.1%
Persons with Mental Disabilities	2	0.0%
Single Female Headed Households	201	0.9%
Single Male Headed Households	20	0.1%
Older Persons	892	4.0%
Total	3884	17.4%

MOBILITY

Place of Origin of Largest IDP Group	BORNO	DIKWA	MALLAM MAJA
Place of Origin of 2nd Largest IDP Group	BORNO	DIKWA	UFAYE / GUJILE
Area of intended return for Largest IDP Group	Place of origin		
Barriers to return home for Largest IDP Group	Lack of safety		

SITE MANAGEMENT AGENCY (SMA)

Type of SMA	INGO	Agency Name	RED CROSS
SMA Contact Name	RED CROSS	Phone Number	NULL

SERVICES

SHELTER

% families living outside (no shelter)	None	Most needed NFIs	Bucket/Jerry Can
% families living in tents	None	% HHs with mosquito nets	<50%
% families living in makeshift shelter	None	% HHs with access to safe cooking facilities	None
% families living indoors (solid walls)	<50%	% HHs with access to electricity	None

HEALTH

Location of health facilities/services	On-site (<3 km)	Access to health facility/services	Yes
Health facilities/services provider	INGO	Most prevalent health problems	Fever

WASH

Location of site's main water source	On-site (<10 mn)	Total number functioning toilets	185
Liters of water per person per day	10 - 15 ltr	Separate male/female toilets	No
Main problems with drinking water	None	Separate male/female bathing areas	Yes

FOOD

Access to food	Yes, on site	Frequency of food distribution	Once a week
Access to market	Yes	Supplementary feeding for pregnant/lactant mothers?	No
Most common source for obtaining food	Distribution	Supplementary feeding for children?	No

PROTECTION

Security provided on-site	Yes	GBV referral mechanism in place	No
Main security provider	Military	Number of women friendly spaces	0
Most common type of security incident	None	Number of child friendly spaces	0
Most common type of GBV incident	None	Most reported problem in receiving support	None

EDUCATION

Location of nearest education facility	On-site	Number of families with source of income	2790
% children going to school	<50%	Access to income generating activities	Yes

LIVELIHOOD

COMMUNICATION

Main source for obtaining information	Authorities	Main topic of information requested	Safety and Security
---------------------------------------	-------------	-------------------------------------	---------------------



707

Households (HH)

3957

Individuals

Round 15

31 March 2017

Site ID	BO_S139
Site Type	Collective Settlement/Centre
Site Classification	Spontaneous
Site Open Date	09-Sep-16
Admin 1	BORNO
Admin 2	DIKWA
Admin 3	DIKWA
Latitude	12.392550
Longitude	13.150330

DEMOGRAPHICS

Age/Sex	<1 year	1-5 years	6-17 years	18-59 years	>60 years	Total
Male	107	279	588	765	71	1,810
Female	91	354	718	897	87	2,147
Total	198	633	1,306	1,662	158	3,957

VULNERABLE GROUPS

Pregnant Women	172	4.3%
Breastfeeding Mothers	205	5.2%
Persons with Physical Disabilities	3	0.1%
Persons with Mental Disabilities	1	0.0%
Single Female Headed Households	25	0.6%
Single Male Headed Households	5	0.1%
Older Persons	158	4.0%
Total	569	14.4%

MOBILITY

Place of Origin of Largest IDP Group	BORNO	DIKWA	GAJIBO
Place of Origin of 2nd Largest IDP Group	BORNO	DIKWA	NGUDORAM
Area of intended return for Largest IDP Group	Place of origin		
Barriers to return home for Largest IDP Group	Lack of safety		

SITE MANAGEMENT AGENCY (SMA)

Type of SMA	INGO	Agency Name	ICRC
SMA Contact Name	ICRC	Phone Number	N/A

SERVICES

SHELTER

% families living outside (no shelter)	<25%	Most needed NFIs	Blankets/Mats
% families living in tents	<25%	% HHs with mosquito nets	<25%
% families living in makeshift shelter	<75%	% HHs with access to safe cooking facilities	<25%
% families living indoors (solid walls)	<25%	% HHs with access to electricity	None

HEALTH

Location of health facilities/services	On-site (<3 km)	Access to health facility/services	Yes
Health facilities/services provider	INGO	Most prevalent health problems	Fever

WASH

Location of site's main water source	On-site (<10 mn)	Total number functioning toilets	3
Liters of water per person per day	10 - 15 ltr	Separate male/female toilets	No
Main problems with drinking water	None	Separate male/female bathing areas	No

FOOD

Access to food	Yes, on site	Frequency of food distribution	Once a month
Access to market	Yes	Supplementary feeding for pregnant/lactant mothers?	No
Most common source for obtaining food	Distribution	Supplementary feeding for children?	No

PROTECTION

Security provided on-site	Yes	GBV referral mechanism in place	No
Main security provider	Military	Number of women friendly spaces	0
Most common type of security incident	None	Number of child friendly spaces	0
Most common type of GBV incident	None	Most reported problem in receiving support	Fighting between recipients at distribution points

EDUCATION

Location of nearest education facility	On-site
% children going to school	<50%

LIVELIHOOD

Number of families with source of income	300
Access to income generating activities	Yes

COMMUNICATION

Main source for obtaining information	Families/Friends	Main topic of information requested	Safety and Security
---------------------------------------	------------------	-------------------------------------	---------------------



161

Households (HH)

886

Individuals

Round 15

31 March 2017

Site ID	BO_S140
Site Type	Collective Settlement/Centre
Site Classification	Spontaneous
Site Open Date	08-Aug-15
Admin 1	BORNO
Admin 2	DIKWA
Admin 3	DIKWA
Latitude	12.039940
Longitude	13.904740

DEMOGRAPHICS						
Age/Sex	<1 year	1-5 years	6-17 years	18-59 years	>60 years	Total
Male	32	59	119	158	28	396
Female	38	73	145	194	40	490
Total	70	132	264	352	68	886

VULNERABLE GROUPS		
Pregnant Women	68	7.7%
Breastfeeding Mothers	101	11.4%
Persons with Physical Disabilities	12	1.4%
Persons with Mental Disabilities	2	0.2%
Single Female Headed Households	12	1.4%
Single Male Headed Households	5	0.6%
Older Persons	68	7.7%
Total	268	30.2%

MOBILITY			
Place of Origin of Largest IDP Group	BORNO	DIKWA	GAJIBO
Place of Origin of 2nd Largest IDP Group	BORNO	DIKWA	DIKWA
Area of intended return for Largest IDP Group	Place of origin		
Barriers to return home for Largest IDP Group	Lack of food		

SITE MANAGEMENT AGENCY (SMA)			
Type of SMA	INGO	Agency Name	ICRC UNICEF
SMA Contact Name	ICRC UNICEF	Phone Number	NULL

SERVICES			
SHELTER			
% families living outside (no shelter)	<25%	Most needed NFIs	Kitchen sets
% families living in tents	<25%	% HHs with mosquito nets	<25%
% families living in makeshift shelter	<50%	% HHs with access to safe cooking facilities	<25%
% families living indoors (solid walls)	<25%	% HHs with access to electricity	None

HEALTH			
Location of health facilities/services	On-site (<3 km)	Access to health facility/services	Yes
Health facilities/services provider	INGO	Most prevalent health problems	Fever

WASH			
Location of site's main water source	On-site (<10 mn)	Total number functioning toilets	15
Liters of water per person per day	>15 ltr	Separate male/female toilets	No
Main problems with drinking water	None	Separate male/female bathing areas	No

FOOD			
Access to food	Yes, on site	Frequency of food distribution	Once a week
Access to market	Yes	Supplementary feeding for pregnant/lactant mothers?	No
Most common source for obtaining food	Distribution	Supplementary feeding for children?	Yes

PROTECTION			
Security provided on-site	Yes	GBV referral mechanism in place	Yes
Main security provider	Military	Number of women friendly spaces	0
Most common type of security incident	Theft	Number of child friendly spaces	0
Most common type of GBV incident	None	Most reported problem in receiving support	Not enough assistance for all entitled

EDUCATION		LIVELIHOOD	
Location of nearest education facility	On-site	Number of families with source of income	41
% children going to school	<75%	Access to income generating activities	Yes

COMMUNICATION			
Main source for obtaining information	Radio/news	Main topic of information requested	Shelter



1486
Households (HH)

8171
Individuals

Round 15
31 March 2017

Site ID	BO_S141
Site Type	Collective Settlement/Centre
Site Classification	Spontaneous
Site Open Date	09-Sep-16
Admin 1	BORNO
Admin 2	DIKWA
Admin 3	DIKWA
Latitude	12.041070
Longitude	13.906010

DEMOGRAPHICS						
Age/Sex	<1 year	1-5 years	6-17 years	18-59 years	>60 years	Total
Male	166	742	1,177	1,635	75	3,795
Female	135	632	1,438	2,079	92	4,376
Total	301	1,374	2,615	3,714	167	8,171

VULNERABLE GROUPS		
Pregnant Women	75	0.9%
Breastfeeding Mothers	325	4.0%
Persons with Physical Disabilities	51	0.6%
Persons with Mental Disabilities	12	0.1%
Single Female Headed Households	85	1.0%
Single Male Headed Households	65	0.8%
Older Persons	167	2.0%
Total	780	9.5%

MOBILITY			
Place of Origin of Largest IDP Group	BORNO	DIKWA	NGUDORAM
Place of Origin of 2nd Largest IDP Group	BORNO	DIKWA	NULL
Area of intended return for Largest IDP Group	Place of origin		
Barriers to return home for Largest IDP Group	Lack of safety		

SITE MANAGEMENT AGENCY (SMA)			
Type of SMA	INGO	Agency Name	ICRC UNICEF
SMA Contact Name	ICRC UNICEF	Phone Number	NULL

SERVICES			
SHELTER			
% families living outside (no shelter)	None	Most needed NFIs	Blankets/Mats
% families living in tents	<75%	% HHs with mosquito nets	<50%
% families living in makeshift shelter	<25%	% HHs with access to safe cooking facilities	<25%
% families living indoors (solid walls)	<25%	% HHs with access to electricity	None

HEALTH			
Location of health facilities/services	On-site (<3 km)	Access to health facility/services	Yes
Health facilities/services provider	INGO	Most prevalent health problems	Fever

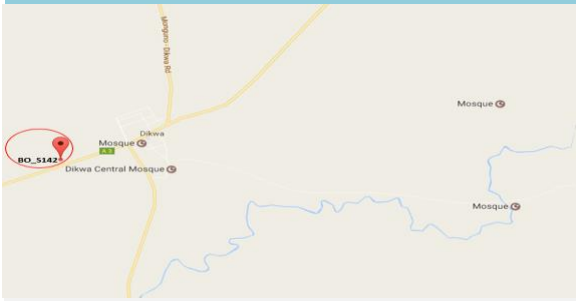
WASH			
Location of site's main water source	On-site (<10 mn)	Total number functioning toilets	23
Liters of water per person per day	5 - 10 ltr	Separate male/female toilets	No
Main problems with drinking water	None	Separate male/female bathing areas	No

FOOD			
Access to food	Yes, on site	Frequency of food distribution	Once a month
Access to market	Yes	Supplementary feeding for pregnant/lactant mothers?	Yes
Most common source for obtaining food	Distribution	Supplementary feeding for children?	Yes

PROTECTION			
Security provided on-site	Yes	GBV referral mechanism in place	Yes
Main security provider	Military	Number of women friendly spaces	0
Most common type of security incident	Friction among site residents	Number of child friendly spaces	0
Most common type of GBV incident	Sexual harassment/molestation	Most reported problem in receiving support	Not enough assistance for all entitled

EDUCATION		LIVELIHOOD	
Location of nearest education facility	On-site	Number of families with source of income	5
% children going to school	<75%	Access to income generating activities	Yes

COMMUNICATION			
Main source for obtaining information	Local Leader	Main topic of information requested	Safety and Security



2887

Households (HH)

15877

Individuals

Round 15

31 March 2017

Site ID	BO_S142
Site Type	Collective Settlement/Centre
Site Classification	Spontaneous
Site Open Date	09-Sep-15
Admin 1	BORNO
Admin 2	DIKWA
Admin 3	DIKWA
Latitude	12.034167
Longitude	13.896667

DEMOGRAPHICS

Age/Sex	<1 year	1-5 years	6-17 years	18-59 years	>60 years	Total
Male	445	1,215	2,305	2,995	286	7,246
Female	349	1,484	2,934	3,515	349	8,631
Total	794	2,699	5,239	6,510	635	15,877

VULNERABLE GROUPS

Pregnant Women	572	3.6%
Breastfeeding Mothers	1,124	7.1%
Persons with Physical Disabilities	8	0.1%
Persons with Mental Disabilities	2	0.0%
Single Female Headed Households	37	0.2%
Single Male Headed Households	10	0.1%
Older Persons	635	4.0%
Total	2388	15.0%

MOBILITY

Place of Origin of Largest IDP Group	BORNO	DIKWA	NULL
Place of Origin of 2nd Largest IDP Group	BORNO	MARTE	ALA
Area of intended return for Largest IDP Group	Place of origin		
Barriers to return home for Largest IDP Group	Lack of safety		

SITE MANAGEMENT AGENCY (SMA)

Type of SMA	INGO	Agency Name	ICRC
SMA Contact Name	ICRC	Phone Number	NULL

SERVICES

SHELTER

% families living outside (no shelter)	None	Most needed NFIs	Blankets/Mats
% families living in tents	<25%	% HHs with mosquito nets	<75%
% families living in makeshift shelter	<50%	% HHs with access to safe cooking facilities	<50%
% families living indoors (solid walls)	<75%	% HHs with access to electricity	None

HEALTH

Location of health facilities/services	On-site (<3 km)	Access to health facility/services	Yes
Health facilities/services provider	INGO	Most prevalent health problems	Fever

WASH

Location of site's main water source	On-site (<10 mn)	Total number functioning toilets	95
Liters of water per person per day	5 - 10 ltr	Separate male/female toilets	No
Main problems with drinking water	None	Separate male/female bathing areas	Yes

FOOD

Access to food	Yes, on site	Frequency of food distribution	Once a month
Access to market	Yes	Supplementary feeding for pregnant/lactant mothers?	No
Most common source for obtaining food	Distribution	Supplementary feeding for children?	No

PROTECTION

Security provided on-site	Yes	GBV referral mechanism in place	No
Main security provider	Military	Number of women friendly spaces	0
Most common type of security incident	None	Number of child friendly spaces	0
Most common type of GBV incident	None	Most reported problem in receiving support	Not enough assistance for all entitled

EDUCATION

Location of nearest education facility	On-site
% children going to school	<50%

LIVELIHOOD

Number of families with source of income	0
Access to income generating activities	Yes

COMMUNICATION

Main source for obtaining information	Families/Friends	Main topic of information requested	Safety and Security
---------------------------------------	------------------	-------------------------------------	---------------------



816

Households (HH)

4487

Individuals

Round 15

31 March 2017

Site ID	BO_S143
Site Type	Collective Settlement/Centre
Site Classification	Spontaneous
Site Open Date	09-Sep-16
Admin 1	BORNO
Admin 2	DIKWA
Admin 3	DIKWA
Latitude	12.030420
Longitude	13.894400

DEMOGRAPHICS

Age/Sex	<1 year	1-5 years	6-17 years	18-59 years	>60 years	Total
Male	162	303	606	808	141	2,020
Female	197	370	740	987	173	2,467
Total	359	673	1,346	1,795	314	4,487

VULNERABLE GROUPS

Pregnant Women	95	2.1%
Breastfeeding Mothers	360	8.0%
Persons with Physical Disabilities	25	0.6%
Persons with Mental Disabilities	3	0.1%
Single Female Headed Households	87	1.9%
Single Male Headed Households	44	1.0%
Older Persons	314	7.0%
Total	928	20.7%

MOBILITY

Place of Origin of Largest IDP Group	BORNO	DIKWA	GAJIBO
Place of Origin of 2nd Largest IDP Group	BORNO	DIKWA	NULL
Area of intended return for Largest IDP Group	Place of origin		
Barriers to return home for Largest IDP Group	Lack of safety		

SITE MANAGEMENT AGENCY (SMA)

Type of SMA	INGO	Agency Name	ICRC, UNICEF
SMA Contact Name	ICRC, UNICEF	Phone Number	N/A

SERVICES

SHELTER

% families living outside (no shelter)	<25%	Most needed NFIs	Blankets/Mats
% families living in tents	None	% HHs with mosquito nets	<75%
% families living in makeshift shelter	>75%	% HHs with access to safe cooking facilities	<50%
% families living indoors (solid walls)	None	% HHs with access to electricity	None

HEALTH

Location of health facilities/services	On-site (<3 km)	Access to health facility/services	Yes
Health facilities/services provider	INGO	Most prevalent health problems	Fever

WASH

Location of site's main water source	On-site (<10 mn)	Total number functioning toilets	7
Liters of water per person per day	10 - 15 ltr	Separate male/female toilets	No
Main problems with drinking water	None	Separate male/female bathing areas	No

FOOD

Access to food	Yes, on site	Frequency of food distribution	Once a month
Access to market	Yes	Supplementary feeding for pregnant/lactant mothers?	No
Most common source for obtaining food	Distribution	Supplementary feeding for children?	Yes

PROTECTION

Security provided on-site	Yes	GBV referral mechanism in place	No
Main security provider	Military	Number of women friendly spaces	0
Most common type of security incident	None	Number of child friendly spaces	0
Most common type of GBV incident	None	Most reported problem in receiving support	Fighting between recipients at distribution points

EDUCATION

Location of nearest education facility	On-site	Number of families with source of income	787
% children going to school	<50%	Access to income generating activities	Yes

LIVELIHOOD

COMMUNICATION

Main source for obtaining information	Local Leader	Main topic of information requested	Safety and Security
---------------------------------------	--------------	-------------------------------------	---------------------



141

Households (HH)

850

Individuals

Round 15

31 March 2017

Site ID	BO_S144
Site Type	Collective Settlement/Centre
Site Classification	Spontaneous
Site Open Date	09/14/2016
Admin 1	BORNO
Admin 2	MAFA
Admin 3	MAFA
Latitude	11.924460
Longitude	13.598350

DEMOGRAPHICS						
Age/Sex	<1 year	1-5 years	6-17 years	18-59 years	>60 years	Total
Male	55	82	88	202	9	436
Female	21	88	108	189	8	414
Total	76	170	196	391	17	850

VULNERABLE GROUPS		
Pregnant Women	50	5.9%
Breastfeeding Mothers	96	11.3%
Persons with Physical Disabilities	7	0.8%
Persons with Mental Disabilities	5	0.6%
Single Female Headed Households	80	9.4%
Single Male Headed Households	50	5.9%
Older Persons	17	2.0%
Total	305	35.9%

MOBILITY			
Place of Origin of Largest IDP Group	BORNO	MAFA	GAWA
Place of Origin of 2nd Largest IDP Group	BORNO	MAFA	LOSKURI
Area of intended return for Largest IDP Group	Place of origin		
Barriers to return home for Largest IDP Group	House damaged/destroyed		

SITE MANAGEMENT AGENCY (SMA)			
Type of SMA	INGO	Agency Name	DANISH
SMA Contact Name	DANISH	Phone Number	80505312101

SERVICES			
SHELTER			
% families living outside (no shelter)	<25%	Most needed NFIs	Kitchen sets
% families living in tents	<50%	% HHs with mosquito nets	<75%
% families living in makeshift shelter	<25%	% HHs with access to safe cooking facilities	<25%
% families living indoors (solid walls)	<50%	% HHs with access to electricity	<25%

HEALTH			
Location of health facilities/services	On-site (<3 km)	Access to health facility/services	Yes
Health facilities/services provider	NGO	Most prevalent health problems	Skin disease

WASH			
Location of site's main water source	On-site (<10 mn)	Total number functioning toilets	6
Liters of water per person per day	10 - 15 ltr	Separate male/female toilets	No
Main problems with drinking water	None	Separate male/female bathing areas	No

FOOD			
Access to food	Yes, on site	Frequency of food distribution	Irregular
Access to market	Yes	Supplementary feeding for pregnant/lactant mothers?	Yes
Most common source for obtaining food	Distribution	Supplementary feeding for children?	Yes

PROTECTION			
Security provided on-site	Yes	GBV referral mechanism in place	Yes
Main security provider	Police	Number of women friendly spaces	0
Most common type of security incident	Friction with host community	Number of child friendly spaces	0
Most common type of GBV incident	Exchange of goods/food for sex	Most reported problem in receiving support	Interference in distribution of aid

EDUCATION		LIVELIHOOD	
Location of nearest education facility	Off-site	Number of families with source of income	0
% children going to school	<75%	Access to income generating activities	Yes

COMMUNICATION			
Main source for obtaining information	Local Leader	Main topic of information requested	Safety and Security



875

Households (HH)

4765

Individuals

Round 15

31 March 2017

Site ID	BO_S145
Site Type	Collective Settlement/Centre
Site Classification	Spontaneous
Site Open Date	1-Jan-15
Admin 1	BORNO
Admin 2	JERE
Admin 3	DUSUMAN
Latitude	11.868520
Longitude	13.252250

DEMOGRAPHICS

Age/Sex	<1 year	1-5 years	6-17 years	18-59 years	>60 years	Total
Male	254	838	976	646	71	2,785
Female	127	353	692	689	119	1,980
Total	381	1,191	1,668	1,335	190	4,765

VULNERABLE GROUPS

Pregnant Women	192	4.0%
Breastfeeding Mothers	381	8.0%
Persons with Physical Disabilities	41	0.9%
Persons with Mental Disabilities	20	0.4%
Single Female Headed Households	241	5.1%
Single Male Headed Households	12	0.3%
Older Persons	190	4.0%
Total	1077	22.6%

MOBILITY

Place of Origin of Largest IDP Group	BORNO	MAFA	MUJIGINE
Place of Origin of 2nd Largest IDP Group	BORNO	DIKWA	DIKWA
Area of intended return for Largest IDP Group	Place of origin		
Barriers to return home for Largest IDP Group	Lack of safety		

SITE MANAGEMENT AGENCY (SMA)

Type of SMA	NULL	Agency Name	NULL
SMA Contact Name	NULL	Phone Number	NULL

SERVICES

SHELTER

% families living outside (no shelter)	<25%	Most needed NFIs	Blankets/Mats
% families living in tents	None	% HHs with mosquito nets	<50%
% families living in makeshift shelter	>75%	% HHs with access to safe cooking facilities	None
% families living indoors (solid walls)	None	% HHs with access to electricity	None

HEALTH

Location of health facilities/services	Off-site (<3 km)	Access to health facility/services	Yes
Health facilities/services provider	INGO	Most prevalent health problems	Malaria

WASH

Location of site's main water source	On-site (<10 mn)	Total number functioning toilets	44
Liters of water per person per day	>15 ltr	Separate male/female toilets	Yes
Main problems with drinking water	None	Separate male/female bathing areas	Yes

FOOD

Access to food	Yes, off site	Frequency of food distribution	Irregular
Access to market	No	Supplementary feeding for pregnant/lactant mothers?	Yes
Most common source for obtaining food	Cash	Supplementary feeding for children?	Yes

PROTECTION

Security provided on-site	Yes	GBV referral mechanism in place	No
Main security provider	Self organized	Number of women friendly spaces	0
Most common type of security incident	None	Number of child friendly spaces	0
Most common type of GBV incident	None	Most reported problem in receiving support	None

EDUCATION

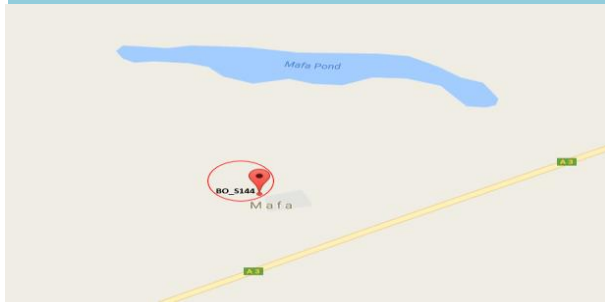
Location of nearest education facility	Off-site
% children going to school	<25%

LIVELIHOOD

Number of families with source of income	600
Access to income generating activities	Yes

COMMUNICATION

Main source for obtaining information	Radio/news	Main topic of information requested	Safety and Security
---------------------------------------	------------	-------------------------------------	---------------------


68

Households (HH)

387

Individuals

Round 15

31 March 2017

DEMOGRAPHICS

Age/Sex	<1 year	1-5 years	6-17 years	18-59 years	>60 years	Total
Male	8	45	80	51	22	206
Female	6	31	63	69	12	181
Total	14	76	143	120	34	387

Site ID	BO_S146
Site Type	Collective Settlement/Centre
Site Classification	Spontaneous
Site Open Date	08/20/2014
Admin 1	BORNO
Admin 2	JERE
Admin 3	DUSUMAN
Latitude	11.868520
Longitude	13.252250

VULNERABLE GROUPS

Pregnant Women	14	3.6%
Breastfeeding Mothers	25	6.5%
Persons with Physical Disabilities	10	2.6%
Persons with Mental Disabilities	5	1.3%
Single Female Headed Households	20	5.2%
Single Male Headed Households	5	1.3%
Older Persons	34	8.8%
Total	113	29.2%

MOBILITY

Place of Origin of Largest IDP Group	BORNO	JERE	DUSUMAN
Place of Origin of 2nd Largest IDP Group	BORNO	KONDUGA	KAWURI
Area of intended return for Largest IDP Group	Place of origin		
Barriers to return home for Largest IDP Group	Lack of safety		

SITE MANAGEMENT AGENCY (SMA)

Type of SMA	Individual/Private	Agency Name	N/A
SMA Contact Name	N/A	Phone Number	N/A

SERVICES
SHELTER

% families living outside (no shelter)	<25%	Most needed NFIs	Blankets/Mats
% families living in tents	None	% HHs with mosquito nets	<25%
% families living in makeshift shelter	<75%	% HHs with access to safe cooking facilities	<25%
% families living indoors (solid walls)	<25%	% HHs with access to electricity	<25%

HEALTH

Location of health facilities/services	Off-site (<3 km)	Access to health facility/services	Yes
Health facilities/services provider	INGO	Most prevalent health problems	Malaria

WASH

Location of site's main water source	On-site (<10 mn)	Total number functioning toilets	10
Liters of water per person per day	>15 ltr	Separate male/female toilets	No
Main problems with drinking water	None	Separate male/female bathing areas	Yes

FOOD

Access to food	Yes, off site	Frequency of food distribution	Irregular
Access to market	Yes	Supplementary feeding for pregnant/lactant mothers?	Yes
Most common source for obtaining food	Cash	Supplementary feeding for children?	Yes

PROTECTION

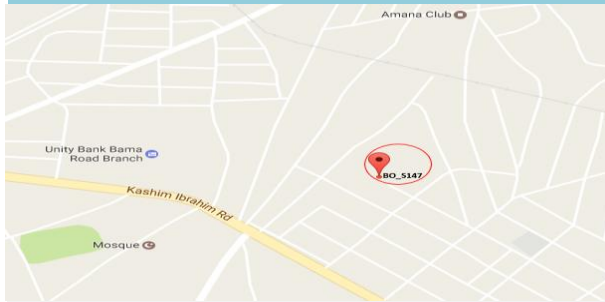
Security provided on-site	Yes	GBV referral mechanism in place	No
Main security provider	Self organized	Number of women friendly spaces	0
Most common type of security incident	None	Number of child friendly spaces	0
Most common type of GBV incident	None	Most reported problem in receiving support	None

EDUCATION

Location of nearest education facility	Off-site	Number of families with source of income	50
% children going to school	<75%	Access to income generating activities	Yes

LIVELIHOOD
COMMUNICATION

Main source for obtaining information	Local Leader	Main topic of information requested	Distribution
---------------------------------------	--------------	-------------------------------------	--------------



33

Households (HH)

185

Individuals

Round 15

31 March 2017

DEMOGRAPHICS

Age/Sex	<1 year	1-5 years	6-17 years	18-59 years	>60 years	Total
Male	10	15	32	25	7	89
Female	12	11	30	40	3	96
Total	22	26	62	65	10	185

Site ID	BO_S147
Site Type	Collective Settlement/Centre
Site Classification	Spontaneous
Site Open Date	9-Jan-16
Admin 1	BORNO
Admin 2	MAIDUGURI M. C.
Admin 3	GAMBORU LIBERTY
Latitude	11.857370
Longitude	13.167970

VULNERABLE GROUPS

Pregnant Women	4	2.2%
Breastfeeding Mothers	22	11.9%
Persons with Physical Disabilities	0	0.0%
Persons with Mental Disabilities	1	0.5%
Single Female Headed Households	10	5.4%
Single Male Headed Households	4	2.2%
Older Persons	10	5.4%
Total	51	27.6%

MOBILITY

Place of Origin of Largest IDP Group	BORNO	MARTE	MUSUNE
Place of Origin of 2nd Largest IDP Group	NULL	NULL	NULL
Area of intended return for Largest IDP Group	Place of origin		
Barriers to return home for Largest IDP Group	Lack of safety		

SITE MANAGEMENT AGENCY (SMA)

Type of SMA	NULL	Agency Name	NULL
SMA Contact Name	NULL	Phone Number	NULL

SERVICES

SHELTER

% families living outside (no shelter)	<25%	Most needed NFIs	Kitchen sets
% families living in tents	None	% HHs with mosquito nets	<25%
% families living in makeshift shelter	>75%	% HHs with access to safe cooking facilities	<25%
% families living indoors (solid walls)	None	% HHs with access to electricity	None

HEALTH

Location of health facilities/services	None	Access to health facility/services	No
Health facilities/services provider	None	Most prevalent health problems	Malaria

WASH

Location of site's main water source	On-site (<10 mn)	Total number functioning toilets	7
Liters of water per person per day	5 - 10 ltr	Separate male/female toilets	No
Main problems with drinking water	None	Separate male/female bathing areas	No

FOOD

Access to food	Yes, off site	Frequency of food distribution	Irregular
Access to market	Yes	Supplementary feeding for pregnant/lactant mothers?	No
Most common source for obtaining food	Cash	Supplementary feeding for children?	No

PROTECTION

Security provided on-site	Yes	GBV referral mechanism in place	Yes
Main security provider	Self organized	Number of women friendly spaces	0
Most common type of security incident	Friction among site residents	Number of child friendly spaces	0
Most common type of GBV incident	None	Most reported problem in receiving support	None

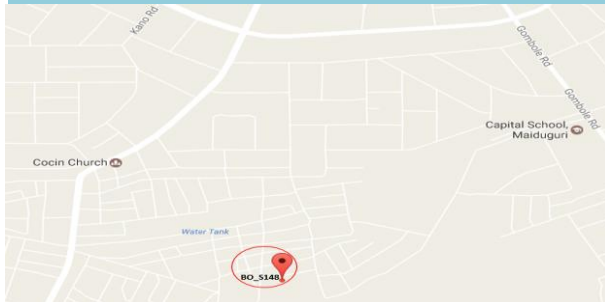
EDUCATION

Location of nearest education facility	On-site	Number of families with source of income	15
% children going to school	>75%	Access to income generating activities	Yes

LIVELIHOOD

COMMUNICATION

Main source for obtaining information	Radio/news	Main topic of information requested	Situation in areas of origin
---------------------------------------	------------	-------------------------------------	------------------------------


25

Households (HH)

124

Individuals

Round 15

31 March 2017

DEMOGRAPHICS

Age/Sex	<1 year	1-5 years	6-17 years	18-59 years	>60 years	Total
Male	2	15	18	15	2	52
Female	2	20	27	19	4	72
Total	4	35	45	34	6	124

Site ID	BO_S148
Site Type	Collective Settlement/Centre
Site Classification	Spontaneous
Site Open Date	NULL
Admin 1	BORNO
Admin 2	MAIDUGURI M. C.
Admin 3	MAISANDARI
Latitude	11.791630
Longitude	13.151400

VULNERABLE GROUPS

Pregnant Women	1	0.8%
Breastfeeding Mothers	5	4.0%
Persons with Physical Disabilities	0	0.0%
Persons with Mental Disabilities	0	0.0%
Single Female Headed Households	3	2.4%
Single Male Headed Households	0	0.0%
Older Persons	6	4.8%
Total	15	12.1%

MOBILITY

Place of Origin of Largest IDP Group	BORNO	KONDUGA	NULL
Place of Origin of 2nd Largest IDP Group	NULL	NULL	NULL
Area of intended return for Largest IDP Group	Place of origin		
Barriers to return home for Largest IDP Group	Lack of safety		

SITE MANAGEMENT AGENCY (SMA)

Type of SMA	NULL	Agency Name	NULL
SMA Contact Name	NULL	Phone Number	NULL

SERVICES
SHELTER

% families living outside (no shelter)	None	Most needed NFIs	Plastic sheeting
% families living in tents	<25%	% HHs with mosquito nets	<75%
% families living in makeshift shelter	>75%	% HHs with access to safe cooking facilities	<50%
% families living indoors (solid walls)	None	% HHs with access to electricity	None

HEALTH

Location of health facilities/services	On-site (<3 km)	Access to health facility/services	Yes
Health facilities/services provider	INGO	Most prevalent health problems	Cough

WASH

Location of site's main water source	On-site (<10 mn)	Total number functioning toilets	4
Liters of water per person per day	10 - 15 ltr	Separate male/female toilets	No
Main problems with drinking water	None	Separate male/female bathing areas	Yes

FOOD

Access to food	Yes, off site	Frequency of food distribution	Irregular
Access to market	Yes	Supplementary feeding for pregnant/lactant mothers?	Yes
Most common source for obtaining food	Distribution	Supplementary feeding for children?	No

PROTECTION

Security provided on-site	Yes	GBV referral mechanism in place	Yes
Main security provider	Self organized	Number of women friendly spaces	0
Most common type of security incident	Alcohol/drug-related disturbance	Number of child friendly spaces	1
Most common type of GBV incident	Domestic violence	Most reported problem in receiving support	Assistance did not respond to the actual need

EDUCATION

Location of nearest education facility	Off-site	Number of families with source of income	2
% children going to school	>75%	Access to income generating activities	Yes

COMMUNICATION

Main source for obtaining information	Radio/news	Main topic of information requested	Safety and Security
---------------------------------------	------------	-------------------------------------	---------------------



CUSTOM HOUSE

Site Profile

DTM

Nigeria



930

Households (HH)

5580

Individuals

Round 15

31 March 2017

Site ID	BO_S151
Site Type	Collective Settlement/Centre
Site Classification	Spontaneous
Site Open Date	05-Oct-16
Admin 1	BORNO
Admin 2	JERE
Admin 3	DUSUMAN
Latitude	11.881530
Longitude	13.282320

DEMOGRAPHICS

Age/Sex	<1 year	1-5 years	6-17 years	18-59 years	>60 years	Total
Male	209	720	944	756	113	2,742
Female	105	730	1,010	806	187	2,838
Total	314	1,450	1,954	1,562	300	5,580

VULNERABLE GROUPS

Pregnant Women	130	2.3%
Breastfeeding Mothers	320	5.7%
Persons with Physical Disabilities	30	0.5%
Persons with Mental Disabilities	2	0.0%
Single Female Headed Households	120	2.2%
Single Male Headed Households	10	0.2%
Older Persons	300	5.4%
Total	912	16.3%

MOBILITY

Place of Origin of Largest IDP Group	BORNO	MAFA	MUJIGINE
Place of Origin of 2nd Largest IDP Group	NULL	NULL	NULL
Area of intended return for Largest IDP Group	Place of origin		
Barriers to return home for Largest IDP Group	Lack of safety		

SITE MANAGEMENT AGENCY (SMA)

Type of SMA	Government	Agency Name	SEMA
SMA Contact Name	SEMA	Phone Number	9079988212

SERVICES

SHELTER

% families living outside (no shelter)	None	Most needed NFIs	Blankets/Mats
% families living in tents	<50%	% HHs with mosquito nets	<75%
% families living in makeshift shelter	<25%	% HHs with access to safe cooking facilities	<75%
% families living indoors (solid walls)	<50%	% HHs with access to electricity	<25%

HEALTH

Location of health facilities/services	On-site (<3 km)	Access to health facility/services	Yes
Health facilities/services provider	INGO	Most prevalent health problems	Cough

WASH

Location of site's main water source	On-site (<10 mn)	Total number functioning toilets	100
Liters of water per person per day	10 - 15 ltr	Separate male/female toilets	Yes
Main problems with drinking water	None	Separate male/female bathing areas	No

FOOD

Access to food	Yes, on site	Frequency of food distribution	Every 2 weeks
Access to market	No	Supplementary feeding for pregnant/lactant mothers?	No
Most common source for obtaining food	Distribution	Supplementary feeding for children?	No

PROTECTION

Security provided on-site	Yes	GBV referral mechanism in place	No
Main security provider	Military	Number of women friendly spaces	0
Most common type of security incident	None	Number of child friendly spaces	0
Most common type of GBV incident	None	Most reported problem in receiving support	Not enough assistance for all entitled

EDUCATION

Location of nearest education facility	On-site	Number of families with source of income	500
% children going to school	>75%	Access to income generating activities	Yes

LIVELIHOOD

COMMUNICATION

Main source for obtaining information	Local Leader	Main topic of information requested	Distribution
---------------------------------------	--------------	-------------------------------------	--------------



GASARWA PRI SCHOOL

Site Profile

DTM

Nigeria



268

Households (HH)

1474

Individuals

Round 15

31 March 2017

DEMOGRAPHICS

Age/Sex	<1 year	1-5 years	6-17 years	18-59 years	>60 years	Total
Male	53	100	199	266	46	664
Female	65	121	243	324	57	810
Total	118	221	442	590	103	1,474

VULNERABLE GROUPS

Pregnant Women	102	6.9%
Breastfeeding Mothers	146	9.9%
Persons with Physical Disabilities	9	0.6%
Persons with Mental Disabilities	1	0.1%
Single Female Headed Households	15	1.0%
Single Male Headed Households	2	0.1%
Older Persons	103	7.0%
Total	378	25.6%

Site ID	BO_S152
Site Type	Collective Settlement/Centre
Site Classification	Spontaneous
Site Open Date	2-Feb-16
Admin 1	BORNO
Admin 2	NGANZAI
Admin 3	JIGALTA
Latitude	12.370790
Longitude	13.198390

MOBILITY

Place of Origin of Largest IDP Group	BORNO	MONGUNO	NULL
Place of Origin of 2nd Largest IDP Group	BORNO	MONGUNO	WULO
Area of intended return for Largest IDP Group	Place of origin		
Barriers to return home for Largest IDP Group	Lack of safety		

SITE MANAGEMENT AGENCY (SMA)

Type of SMA	NULL	Agency Name	NULL
SMA Contact Name	NULL	Phone Number	NULL

SERVICES

SHELTER

% families living outside (no shelter)	None	Most needed NFIs	Blankets/Mats
% families living in tents	None	% HHs with mosquito nets	<25%
% families living in makeshift shelter	<50%	% HHs with access to safe cooking facilities	<25%
% families living indoors (solid walls)	<75%	% HHs with access to electricity	None

HEALTH

Location of health facilities/services	None	Access to health facility/services	No
Health facilities/services provider	None	Most prevalent health problems	Cough

WASH

Location of site's main water source	Off-site (>10 mn)	Total number functioning toilets	0
Liters of water per person per day	<5 ltr	Separate male/female toilets	No
Main problems with drinking water	None	Separate male/female bathing areas	No

FOOD

Access to food	Yes, on site	Frequency of food distribution	Irregular
Access to market	Yes	Supplementary feeding for pregnant/lactant mothers?	No
Most common source for obtaining food	Cash	Supplementary feeding for children?	No

PROTECTION

Security provided on-site	Yes	GBV referral mechanism in place	No
Main security provider	Military	Number of women friendly spaces	0
Most common type of security incident	None	Number of child friendly spaces	0
Most common type of GBV incident	None	Most reported problem in receiving support	None

EDUCATION

Location of nearest education facility	None	Number of families with source of income	20
% children going to school	None	Access to income generating activities	Yes

LIVELIHOOD

COMMUNICATION

Main source for obtaining information	Local Leader	Main topic of information requested	Safety and Security
---------------------------------------	--------------	-------------------------------------	---------------------


498

Households (HH)

2740

Individuals

Round 15

31 March 2017

DEMOGRAPHICS

Age/Sex	<1 year	1-5 years	6-17 years	18-59 years	>60 years	Total
Male	88	164	329	438	77	1,096
Female	131	247	493	658	115	1,644
Total	219	411	822	1,096	192	2,740

VULNERABLE GROUPS

Pregnant Women	182	6.6%
Breastfeeding Mothers	268	9.8%
Persons with Physical Disabilities	11	0.4%
Persons with Mental Disabilities	2	0.1%
Single Female Headed Households	29	1.1%
Single Male Headed Households	3	0.1%
Older Persons	192	7.0%
Total	687	25.1%

Site ID	BO_S153
Site Type	Collective Settlement/Centre
Site Classification	Spontaneous
Site Open Date	11-Apr-16
Admin 1	BORNO
Admin 2	NGANZAI
Admin 3	JIGALTA
Latitude	12.371360
Longitude	13.200600

MOBILITY

Place of Origin of Largest IDP Group	BORNO	MONGUNO	KUMALIA
Place of Origin of 2nd Largest IDP Group	BORNO	MONGUNO	WULO
Area of intended return for Largest IDP Group	Place of origin		
Barriers to return home for Largest IDP Group	Lack of safety		

SITE MANAGEMENT AGENCY (SMA)

Type of SMA	NULL	Agency Name	NULL
SMA Contact Name	NULL	Phone Number	NULL

SERVICES
SHELTER

% families living outside (no shelter)	<25%	Most needed NFIs	Blankets/Mats
% families living in tents	None	% HHs with mosquito nets	<50%
% families living in makeshift shelter	<75%	% HHs with access to safe cooking facilities	<25%
% families living indoors (solid walls)	None	% HHs with access to electricity	None

HEALTH

Location of health facilities/services	None	Access to health facility/services	No
Health facilities/services provider	None	Most prevalent health problems	Cough

WASH

Location of site's main water source	Off-site (<10 mn)	Total number functioning toilets	0
Liters of water per person per day	<5 ltr	Separate male/female toilets	No
Main problems with drinking water	None	Separate male/female bathing areas	No

FOOD

Access to food	No	Frequency of food distribution	Never
Access to market	No	Supplementary feeding for pregnant/lactant mothers?	No
Most common source for obtaining food	Cultivated	Supplementary feeding for children?	No

PROTECTION

Security provided on-site	Yes	GBV referral mechanism in place	No
Main security provider	Military	Number of women friendly spaces	0
Most common type of security incident	None	Number of child friendly spaces	0
Most common type of GBV incident	None	Most reported problem in receiving support	None

EDUCATION

Location of nearest education facility	None	Number of families with source of income	111
% children going to school	None	Access to income generating activities	Yes

LIVELIHOOD
COMMUNICATION

Main source for obtaining information	Local Leader	Main topic of information requested	Safety and Security
---------------------------------------	--------------	-------------------------------------	---------------------


229

Households (HH)

1261

Individuals

Round 15

31 March 2017

DEMOGRAPHICS

Age/Sex	<1 year	1-5 years	6-17 years	18-59 years	>60 years	Total
Male	46	96	182	229	28	581
Female	42	93	221	291	33	680
Total	88	189	403	520	61	1,261

VULNERABLE GROUPS

Pregnant Women	67	5.3%
Breastfeeding Mothers	102	8.1%
Persons with Physical Disabilities	7	0.6%
Persons with Mental Disabilities	0	0.0%
Single Female Headed Households	13	1.0%
Single Male Headed Households	4	0.3%
Older Persons	61	4.8%
Total	254	20.1%

Site ID	BO_S154
Site Type	Collective Settlement/Centre
Site Classification	Spontaneous
Site Open Date	11-Nov-16
Admin 1	BORNO
Admin 2	NGANZAI
Admin 3	JIGALTA
Latitude	12.341870
Longitude	13.181790

MOBILITY

Place of Origin of Largest IDP Group	BORNO	MONGUNO	WULO
Place of Origin of 2nd Largest IDP Group	BORNO	GUZAMALA	NULL
Area of intended return for Largest IDP Group	Place of origin		
Barriers to return home for Largest IDP Group	Lack of safety		

SITE MANAGEMENT AGENCY (SMA)

Type of SMA	NULL	Agency Name	NULL
SMA Contact Name	NULL	Phone Number	NULL

SERVICES
SHELTER

% families living outside (no shelter)	None	Most needed NFIs	Kitchen sets
% families living in tents	<75%	% HHs with mosquito nets	<75%
% families living in makeshift shelter	<25%	% HHs with access to safe cooking facilities	<50%
% families living indoors (solid walls)	<25%	% HHs with access to electricity	None

HEALTH

Location of health facilities/services	None	Access to health facility/services	No
Health facilities/services provider	None	Most prevalent health problems	Fever

WASH

Location of site's main water source	On-site (<10 mn)	Total number functioning toilets	0
Liters of water per person per day	5 - 10 ltr	Separate male/female toilets	No
Main problems with drinking water	None	Separate male/female bathing areas	No

FOOD

Access to food	No	Frequency of food distribution	Never
Access to market	No	Supplementary feeding for pregnant/lactant mothers?	No
Most common source for obtaining food	Cultivated	Supplementary feeding for children?	No

PROTECTION

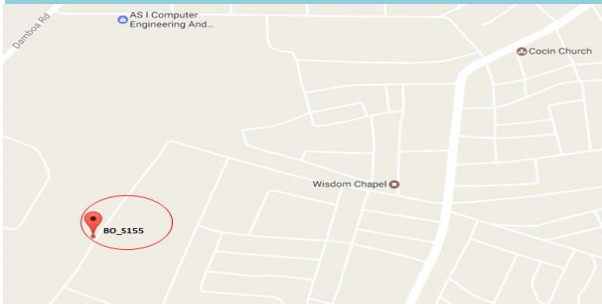
Security provided on-site	Yes	GBV referral mechanism in place	No
Main security provider	Military	Number of women friendly spaces	0
Most common type of security incident	None	Number of child friendly spaces	0
Most common type of GBV incident	None	Most reported problem in receiving support	None

EDUCATION

Location of nearest education facility	None	Number of families with source of income	127
% children going to school	None	Access to income generating activities	Yes

LIVELIHOOD
COMMUNICATION

Main source for obtaining information	Local Leader	Main topic of information requested	Safety and Security
---------------------------------------	--------------	-------------------------------------	---------------------


51

Households (HH)

221

Individuals

Round 15

31 March 2017

DEMOGRAPHICS

Age/Sex	<1 year	1-5 years	6-17 years	18-59 years	>60 years	Total
Male	2	29	17	43	3	94
Female	4	31	19	67	6	127
Total	6	60	36	110	9	221

Site ID	BO_S155
Site Type	Camp
Site Classification	Pre Identified/For Relocation
Site Open Date	NULL
Admin 1	BORNO
Admin 2	MAIDUGURI M. C.
Admin 3	MAISANDARI
Latitude	11.792638
Longitude	13.132609

VULNERABLE GROUPS

Pregnant Women	2	0.9%
Breastfeeding Mothers	24	10.9%
Persons with Physical Disabilities	0	0.0%
Persons with Mental Disabilities	0	0.0%
Single Female Headed Households	5	2.3%
Single Male Headed Households	0	0.0%
Older Persons	9	4.1%
Total	40	18.1%

MOBILITY

Place of Origin of Largest IDP Group	BORNO	DAMBOA	NULL
Place of Origin of 2nd Largest IDP Group	NULL	NULL	NULL
Area of intended return for Largest IDP Group	Place of origin		
Barriers to return home for Largest IDP Group	Accessibility		

SITE MANAGEMENT AGENCY (SMA)

Type of SMA	NULL	Agency Name	NULL
SMA Contact Name	NULL	Phone Number	NULL

SERVICES
SHELTER

% families living outside (no shelter)	None	Most needed NFIs	Blankets/Mats
% families living in tents	>75%	% HHs with mosquito nets	<75%
% families living in makeshift shelter	<25%	% HHs with access to safe cooking facilities	<75%
% families living indoors (solid walls)	None	% HHs with access to electricity	None

HEALTH

Location of health facilities/services	On-site (<3 km)	Access to health facility/services	Yes
Health facilities/services provider	INGO	Most prevalent health problems	Cough

WASH

Location of site's main water source	Off-site (<10 mn)	Total number functioning toilets	4
Liters of water per person per day	5 - 10 ltr	Separate male/female toilets	No
Main problems with drinking water	None	Separate male/female bathing areas	Yes

FOOD

Access to food	Yes, on site	Frequency of food distribution	Irregular
Access to market	Yes	Supplementary feeding for pregnant/lactant mothers?	Yes
Most common source for obtaining food	Distribution	Supplementary feeding for children?	No

PROTECTION

Security provided on-site	Yes	GBV referral mechanism in place	Yes
Main security provider	Self organized	Number of women friendly spaces	1
Most common type of security incident	Friction among site residents	Number of child friendly spaces	1
Most common type of GBV incident	Domestic violence	Most reported problem in receiving support	Assistance did not respond to the actual need

EDUCATION

Location of nearest education facility	Off-site	Number of families with source of income	48
% children going to school	<75%	Access to income generating activities	Yes

LIVELIHOOD
COMMUNICATION

Main source for obtaining information	Radio/news	Main topic of information requested	Safety and Security
---------------------------------------	------------	-------------------------------------	---------------------



14

Households (HH)

69

Individuals

Round 15

31 March 2017

DEMOGRAPHICS

Age/Sex	<1 year	1-5 years	6-17 years	18-59 years	>60 years	Total
Male	2	7	8	9	4	30
Female	2	10	12	12	3	39
Total	4	17	20	21	7	69

Site ID	BO_S157
Site Type	Collective Settlement/Centre
Site Classification	Spontaneous
Site Open Date	1-Jan-15
Admin 1	BORNO
Admin 2	MAIDUGURI M. C.
Admin 3	BOLORI II
Latitude	11.885070
Longitude	13.119050

VULNERABLE GROUPS

Pregnant Women	2	2.9%
Breastfeeding Mothers	5	7.2%
Persons with Physical Disabilities	1	1.4%
Persons with Mental Disabilities	1	1.4%
Single Female Headed Households	1	1.4%
Single Male Headed Households	10	14.5%
Older Persons	7	10.1%
Total	27	39.1%

MOBILITY

Place of Origin of Largest IDP Group	BORNO	GUZAMALA	GUDUMBALI EAST
Place of Origin of 2nd Largest IDP Group	BORNO	KONDUGA	KONDUGA
Area of intended return for Largest IDP Group	Place of origin		
Barriers to return home for Largest IDP Group	Lack of safety		

SITE MANAGEMENT AGENCY (SMA)

Type of SMA	NULL	Agency Name	NULL
SMA Contact Name	NULL	Phone Number	NULL

SERVICES

SHELTER

% families living outside (no shelter)	None	Most needed NFIs	Blankets/Mats
% families living in tents	None	% HHs with mosquito nets	<50%
% families living in makeshift shelter	<25%	% HHs with access to safe cooking facilities	<25%
% families living indoors (solid walls)	>75%	% HHs with access to electricity	None

HEALTH

Location of health facilities/services	Off-site (<3 km)	Access to health facility/services	Yes
Health facilities/services provider	Government	Most prevalent health problems	Malaria

WASH

Location of site's main water source	Off-site (>10 mn)	Total number functioning toilets	0
Liters of water per person per day	5 - 10 ltr	Separate male/female toilets	No
Main problems with drinking water	None	Separate male/female bathing areas	No

FOOD

Access to food	Yes, on site	Frequency of food distribution	Irregular
Access to market	Yes	Supplementary feeding for pregnant/lactant mothers?	No
Most common source for obtaining food	Cash	Supplementary feeding for children?	No

PROTECTION

Security provided on-site	Yes	GBV referral mechanism in place	No
Main security provider	Police	Number of women friendly spaces	0
Most common type of security incident	None	Number of child friendly spaces	0
Most common type of GBV incident	None	Most reported problem in receiving support	None

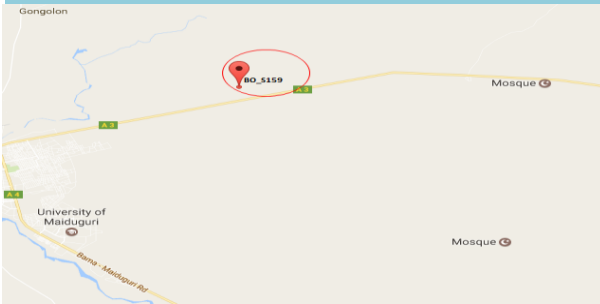
EDUCATION

Location of nearest education facility	Off-site	Number of families with source of income	10
% children going to school	<50%	Access to income generating activities	Yes

LIVELIHOOD

COMMUNICATION

Main source for obtaining information	Radio/news	Main topic of information requested	Access to services
---------------------------------------	------------	-------------------------------------	--------------------


230

Households (HH)

1230

Individuals

Round 15

31 March 2017

DEMOGRAPHICS

Age/Sex	<1 year	1-5 years	6-17 years	18-59 years	>60 years	Total
Male	55	221	257	166	18	717
Female	23	97	184	178	31	513
Total	78	318	441	344	49	1,230

Site ID	BO_S159
Site Type	Collective Settlement/Centre
Site Classification	Spontaneous
Site Open Date	8-Mar-14
Admin 1	BORNO
Admin 2	JERE
Admin 3	DUSUMAN
Latitude	11.879020
Longitude	13.260560

VULNERABLE GROUPS

Pregnant Women	103	8.4%
Breastfeeding Mothers	80	6.5%
Persons with Physical Disabilities	4	0.3%
Persons with Mental Disabilities	1	0.1%
Single Female Headed Households	30	2.4%
Single Male Headed Households	5	0.4%
Older Persons	49	4.0%
Total	272	22.1%

MOBILITY

Place of Origin of Largest IDP Group	BORNO	MAFA	MAFA
Place of Origin of 2nd Largest IDP Group	BORNO	MAFA	NULL
Area of intended return for Largest IDP Group	Place of origin		
Barriers to return home for Largest IDP Group	Lack of safety		

SITE MANAGEMENT AGENCY (SMA)

Type of SMA	NULL	Agency Name	NULL
SMA Contact Name	NULL	Phone Number	NULL

SERVICES
SHELTER

% families living outside (no shelter)	None	Most needed NFIs	Blankets/Mats
% families living in tents	<25%	% HHs with mosquito nets	<50%
% families living in makeshift shelter	<75%	% HHs with access to safe cooking facilities	<25%
% families living indoors (solid walls)	None	% HHs with access to electricity	None

HEALTH

Location of health facilities/services	Off-site (<3 km)	Access to health facility/services	Yes
Health facilities/services provider	INGO	Most prevalent health problems	Malaria

WASH

Location of site's main water source	On-site (<10 mn)	Total number functioning toilets	20
Liters of water per person per day	5 - 10 ltr	Separate male/female toilets	Yes
Main problems with drinking water	None	Separate male/female bathing areas	Yes

FOOD

Access to food	Yes, on site	Frequency of food distribution	Everyday
Access to market	Yes	Supplementary feeding for pregnant/lactant mothers?	Yes
Most common source for obtaining food	Cash	Supplementary feeding for children?	Yes

PROTECTION

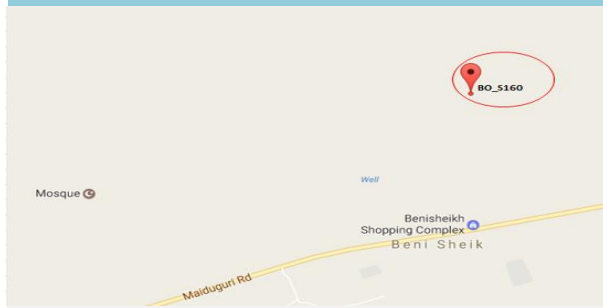
Security provided on-site	No	GBV referral mechanism in place	No
Main security provider	None	Number of women friendly spaces	0
Most common type of security incident	None	Number of child friendly spaces	1
Most common type of GBV incident	None	Most reported problem in receiving support	None

EDUCATION

Location of nearest education facility	On-site	Number of families with source of income	20
% children going to school	<50%	Access to income generating activities	Yes

LIVELIHOOD
COMMUNICATION

Main source for obtaining information	Local Leader	Main topic of information requested	Distribution
---------------------------------------	--------------	-------------------------------------	--------------


520

Households (HH)

2600

Individuals

Round 15

31 March 2017

DEMOGRAPHICS

Age/Sex	<1 year	1-5 years	6-17 years	18-59 years	>60 years	Total
Male	66	204	406	336	26	1,038
Female	90	342	452	600	78	1,562
Total	156	546	858	936	104	2,600

Site ID	BO_S160
Site Type	Camp
Site Classification	Spontaneous
Site Open Date	NULL
Admin 1	BORNO
Admin 2	KAGA
Admin 3	BENISHEIKH
Latitude	11.816430
Longitude	12.494040

VULNERABLE GROUPS

Pregnant Women	50	1.9%
Breastfeeding Mothers	160	6.2%
Persons with Physical Disabilities	15	0.6%
Persons with Mental Disabilities	5	0.2%
Single Female Headed Households	35	1.3%
Single Male Headed Households	30	1.2%
Older Persons	104	4.0%
Total	399	15.3%

MOBILITY

Place of Origin of Largest IDP Group	BORNO	KAGA	BORGOZO
Place of Origin of 2nd Largest IDP Group	BORNO	KAGA	SHETTIMARI
Area of intended return for Largest IDP Group	Place of origin		
Barriers to return home for Largest IDP Group	Lack of safety		

SITE MANAGEMENT AGENCY (SMA)

Type of SMA	NULL	Agency Name	NULL
SMA Contact Name	NULL	Phone Number	NULL

SERVICES
SHELTER

% families living outside (no shelter)	None	Most needed NFIs	Kitchen sets
% families living in tents	>75%	% HHs with mosquito nets	<50%
% families living in makeshift shelter	<25%	% HHs with access to safe cooking facilities	>75%
% families living indoors (solid walls)	None	% HHs with access to electricity	None

HEALTH

Location of health facilities/services	On-site (<3 km)	Access to health facility/services	Yes
Health facilities/services provider	INGO	Most prevalent health problems	Fever

WASH

Location of site's main water source	On-site (<10 mn)	Total number functioning toilets	0
Liters of water per person per day	>15 ltr	Separate male/female toilets	No
Main problems with drinking water	None	Separate male/female bathing areas	No

FOOD

Access to food	Yes, off site	Frequency of food distribution	Irregular
Access to market	Yes	Supplementary feeding for pregnant/lactant mothers?	No
Most common source for obtaining food	Cash	Supplementary feeding for children?	No

PROTECTION

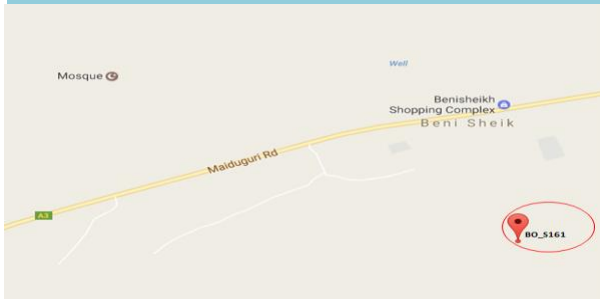
Security provided on-site	Yes	GBV referral mechanism in place	No
Main security provider	Self organized	Number of women friendly spaces	0
Most common type of security incident	None	Number of child friendly spaces	0
Most common type of GBV incident	None	Most reported problem in receiving support	Not enough assistance for all entitled

EDUCATION

Location of nearest education facility	Off-site	Number of families with source of income	240
% children going to school	<75%	Access to income generating activities	Yes

LIVELIHOOD
COMMUNICATION

Main source for obtaining information	Local Leader	Main topic of information requested	Situation in areas of origin
---------------------------------------	--------------	-------------------------------------	------------------------------


182

Households (HH)

910

Individuals

Round 15

31 March 2017

DEMOGRAPHICS

Age/Sex	<1 year	1-5 years	6-17 years	18-59 years	>60 years	Total
Male	23	72	142	117	9	363
Female	31	120	158	211	27	547
Total	54	192	300	328	36	910

Site ID	BO_S161
Site Type	Camp
Site Classification	Spontaneous
Site Open Date	11/20/2016
Admin 1	BORNO
Admin 2	KAGA
Admin 3	BENISHEIKH
Latitude	11.800910
Longitude	12.494780

VULNERABLE GROUPS

Pregnant Women	50	5.5%
Breastfeeding Mothers	60	6.6%
Persons with Physical Disabilities	10	1.1%
Persons with Mental Disabilities	3	0.3%
Single Female Headed Households	50	5.5%
Single Male Headed Households	30	3.3%
Older Persons	36	4.0%
Total	239	26.3%

MOBILITY

Place of Origin of Largest IDP Group	BORNO	KAGA	NULL
Place of Origin of 2nd Largest IDP Group	BORNO	KAGA	NULL
Area of intended return for Largest IDP Group	Place of origin		
Barriers to return home for Largest IDP Group	Lack of safety		

SITE MANAGEMENT AGENCY (SMA)

Type of SMA	NULL	Agency Name	NULL
SMA Contact Name	NULL	Phone Number	NULL

SERVICES
SHELTER

% families living outside (no shelter)	None	Most needed NFIs	Blankets/Mats
% families living in tents	>75%	% HHs with mosquito nets	<75%
% families living in makeshift shelter	<25%	% HHs with access to safe cooking facilities	>75%
% families living indoors (solid walls)	None	% HHs with access to electricity	None

HEALTH

Location of health facilities/services	On-site (<3 km)	Access to health facility/services	Yes
Health facilities/services provider	INGO	Most prevalent health problems	Malaria

WASH

Location of site's main water source	On-site (<10 mn)	Total number functioning toilets	0
Liters of water per person per day	>15 ltr	Separate male/female toilets	No
Main problems with drinking water	None	Separate male/female bathing areas	No

FOOD

Access to food	Yes, off site	Frequency of food distribution	Irregular
Access to market	Yes	Supplementary feeding for pregnant/lactant mothers?	No
Most common source for obtaining food	Cash	Supplementary feeding for children?	No

PROTECTION

Security provided on-site	Yes	GBV referral mechanism in place	No
Main security provider	Military	Number of women friendly spaces	0
Most common type of security incident	None	Number of child friendly spaces	0
Most common type of GBV incident	None	Most reported problem in receiving support	Not enough assistance for all entitled

EDUCATION

Location of nearest education facility	On-site	Number of families with source of income	100
% children going to school	<75%	Access to income generating activities	Yes

COMMUNICATION

Main source for obtaining information	Local Leader	Main topic of information requested	Situation in areas of origin
---------------------------------------	--------------	-------------------------------------	------------------------------


523

Households (HH)

2615

Individuals

Round 15

31 March 2017

DEMOGRAPHICS

Age/Sex	<1 year	1-5 years	6-17 years	18-59 years	>60 years	Total
Male	70	210	420	327	23	1,050
Female	93	350	467	584	71	1,565
Total	163	560	887	911	94	2,615

Site ID	BO_S162
Site Type	Camp
Site Classification	Spontaneous
Site Open Date	10-Dec-16
Admin 1	BORNO
Admin 2	KAGA
Admin 3	BENISHEIKH
Latitude	11.812530
Longitude	12.499440

VULNERABLE GROUPS

Pregnant Women	50	1.9%
Breastfeeding Mothers	170	6.5%
Persons with Physical Disabilities	20	0.8%
Persons with Mental Disabilities	10	0.4%
Single Female Headed Households	40	1.5%
Single Male Headed Households	20	0.8%
Older Persons	94	3.6%
Total	404	15.4%

MOBILITY

Place of Origin of Largest IDP Group	BORNO	KAGA	BORGOZO
Place of Origin of 2nd Largest IDP Group	BORNO	KAGA	DOGOMA / JALORI
Area of intended return for Largest IDP Group	Place of origin		
Barriers to return home for Largest IDP Group	Lack of safety		

SITE MANAGEMENT AGENCY (SMA)

Type of SMA	NULL	Agency Name	NULL
SMA Contact Name	NULL	Phone Number	NULL

SERVICES
SHELTER

% families living outside (no shelter)	None	Most needed NFIs	Blankets/Mats
% families living in tents	>75%	% HHs with mosquito nets	None
% families living in makeshift shelter	<25%	% HHs with access to safe cooking facilities	>75%
% families living indoors (solid walls)	None	% HHs with access to electricity	None

HEALTH

Location of health facilities/services	On-site (<3 km)	Access to health facility/services	Yes
Health facilities/services provider	INGO	Most prevalent health problems	Cough

WASH

Location of site's main water source	Off-site (>10 mn)	Total number functioning toilets	0
Liters of water per person per day	>15 ltr	Separate male/female toilets	No
Main problems with drinking water	None	Separate male/female bathing areas	No

FOOD

Access to food	Yes, off site	Frequency of food distribution	Irregular
Access to market	Yes	Supplementary feeding for pregnant/lactant mothers?	No
Most common source for obtaining food	Cash	Supplementary feeding for children?	No

PROTECTION

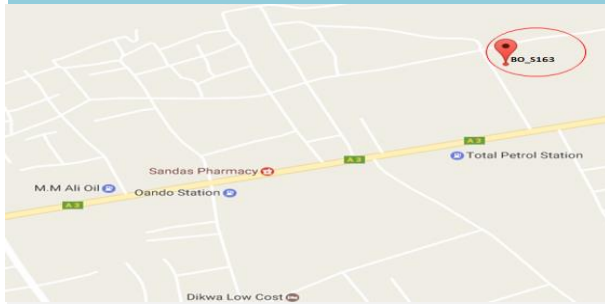
Security provided on-site	No	GBV referral mechanism in place	No
Main security provider	None	Number of women friendly spaces	0
Most common type of security incident	None	Number of child friendly spaces	0
Most common type of GBV incident	None	Most reported problem in receiving support	Not enough assistance for all entitled

EDUCATION

Location of nearest education facility	Off-site	Number of families with source of income	400
% children going to school	>75%	Access to income generating activities	Yes

LIVELIHOOD
COMMUNICATION

Main source for obtaining information	Local Leader	Main topic of information requested	Situation in areas of origin
---------------------------------------	--------------	-------------------------------------	------------------------------



42

Households (HH)

287

Individuals

Round 15

31 March 2017

Site ID	BO_S163
Site Type	Collective Settlement/Centre
Site Classification	Spontaneous
Site Open Date	5-Feb-14
Admin 1	BORNO
Admin 2	JERE
Admin 3	MASHAMARI
Latitude	11.856640
Longitude	13.194270

DEMOGRAPHICS

Age/Sex	<1 year	1-5 years	6-17 years	18-59 years	>60 years	Total
Male	8	32	49	25	14	128
Female	9	37	51	47	15	159
Total	17	69	100	72	29	287

VULNERABLE GROUPS

Pregnant Women	25	8.7%
Breastfeeding Mothers	20	7.0%
Persons with Physical Disabilities	3	1.0%
Persons with Mental Disabilities	1	0.3%
Single Female Headed Households	7	2.4%
Single Male Headed Households	10	3.5%
Older Persons	29	10.1%
Total	95	33.1%

MOBILITY

Place of Origin of Largest IDP Group	BORNO	KONDUGA	KELUMIRI / NGALBI AMARI / YALE
Place of Origin of 2nd Largest IDP Group	BORNO	DIKWA	DIKWA
Area of intended return for Largest IDP Group	Place of origin		
Barriers to return home for Largest IDP Group	Lack of safety		

SITE MANAGEMENT AGENCY (SMA)

Type of SMA	NULL	Agency Name	NULL
SMA Contact Name	NULL	Phone Number	NULL

SERVICES

SHELTER

% families living outside (no shelter)	None	Most needed NFIs	Kitchen sets
% families living in tents	None	% HHs with mosquito nets	None
% families living in makeshift shelter	<50%	% HHs with access to safe cooking facilities	<25%
% families living indoors (solid walls)	<50%	% HHs with access to electricity	None

HEALTH

Location of health facilities/services	Off-site (<3 km)	Access to health facility/services	Yes
Health facilities/services provider	Government	Most prevalent health problems	Malaria

WASH

Location of site's main water source	Off-site (<10 mn)	Total number functioning toilets	4
Liters of water per person per day	5 - 10 ltr	Separate male/female toilets	No
Main problems with drinking water	None	Separate male/female bathing areas	No

FOOD

Access to food	Yes, off site	Frequency of food distribution	Irregular
Access to market	Yes	Supplementary feeding for pregnant/lactant mothers?	No
Most common source for obtaining food	Cash	Supplementary feeding for children?	No

PROTECTION

Security provided on-site	No	GBV referral mechanism in place	No
Main security provider	None	Number of women friendly spaces	0
Most common type of security incident	None	Number of child friendly spaces	0
Most common type of GBV incident	None	Most reported problem in receiving support	None

EDUCATION

Location of nearest education facility	Off-site	Number of families with source of income	40
% children going to school	<50%	Access to income generating activities	Yes

LIVELIHOOD

COMMUNICATION

Main source for obtaining information	Local Leader	Main topic of information requested	Distribution
---------------------------------------	--------------	-------------------------------------	--------------



7
Households (HH)

40
Individuals

Round 15
31 March 2017

DEMOGRAPHICS

Age/Sex	<1 year	1-5 years	6-17 years	18-59 years	>60 years	Total
Male	0	5	7	4	3	19
Female	2	5	7	6	1	21
Total	2	10	14	10	4	40

Site ID	BO_S164
Site Type	Collective Settlement/Centre
Site Classification	Spontaneous
Site Open Date	2-Oct-16
Admin 1	BORNO
Admin 2	JERE
Admin 3	MASHAMARI
Latitude	11.857760
Longitude	13.195390

VULNERABLE GROUPS

Pregnant Women	1	2.5%
Breastfeeding Mothers	5	12.5%
Persons with Physical Disabilities	2	5.0%
Persons with Mental Disabilities	0	0.0%
Single Female Headed Households	4	10.0%
Single Male Headed Households	0	0.0%
Older Persons	4	10.0%
Total	16	40.0%

MOBILITY

Place of Origin of Largest IDP Group	BORNO	DIKWA	DIKWA
Place of Origin of 2nd Largest IDP Group	NULL	NULL	NULL
Area of intended return for Largest IDP Group	Place of origin		
Barriers to return home for Largest IDP Group	Lack of safety		

SITE MANAGEMENT AGENCY (SMA)

Type of SMA	NULL	Agency Name	NULL
SMA Contact Name	NULL	Phone Number	NULL

SERVICES

SHELTER

% families living outside (no shelter)	None	Most needed NFIs	Blankets/Mats
% families living in tents	None	% HHs with mosquito nets	None
% families living in makeshift shelter	None	% HHs with access to safe cooking facilities	<25%
% families living indoors (solid walls)	>75%	% HHs with access to electricity	None

HEALTH

Location of health facilities/services	None	Access to health facility/services	No
Health facilities/services provider	None	Most prevalent health problems	Malaria

WASH

Location of site's main water source	Off-site (<10 mn)	Total number functioning toilets	2
Liters of water per person per day	5 - 10 ltr	Separate male/female toilets	No
Main problems with drinking water	None	Separate male/female bathing areas	No

FOOD

Access to food	Yes, off site	Frequency of food distribution	Everyday
Access to market	Yes	Supplementary feeding for pregnant/lactant mothers?	No
Most common source for obtaining food	Cash	Supplementary feeding for children?	No

PROTECTION

Security provided on-site	No	GBV referral mechanism in place	No
Main security provider	None	Number of women friendly spaces	0
Most common type of security incident	None	Number of child friendly spaces	0
Most common type of GBV incident	None	Most reported problem in receiving support	None

EDUCATION

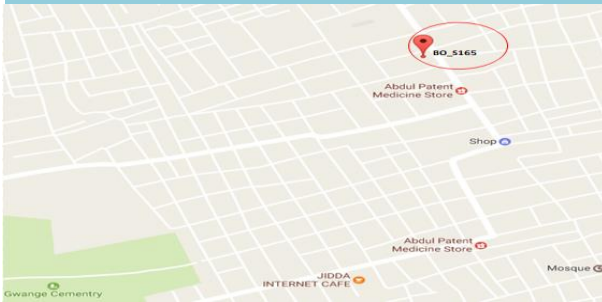
Location of nearest education facility	Off-site
% children going to school	<50%

LIVELIHOOD

Number of families with source of income	4
Access to income generating activities	Yes

COMMUNICATION

Main source for obtaining information	Radio/news	Main topic of information requested	Safety and Security
---------------------------------------	------------	-------------------------------------	---------------------



8
Households (HH)

48
Individuals

Round 15
31 March 2017

DEMOGRAPHICS

Age/Sex	<1 year	1-5 years	6-17 years	18-59 years	>60 years	Total
Male	1	6	8	4	1	20
Female	2	7	9	8	2	28
Total	3	13	17	12	3	48

Site ID	BO_S165
Site Type	Collective Settlement/Centre
Site Classification	Spontaneous
Site Open Date	12-Dec-15
Admin 1	BORNO
Admin 2	JERE
Admin 3	MASHAMARI
Latitude	11.844940
Longitude	13.186260

VULNERABLE GROUPS

Pregnant Women	2	4.2%
Breastfeeding Mothers	7	14.6%
Persons with Physical Disabilities	2	4.2%
Persons with Mental Disabilities	1	2.1%
Single Female Headed Households	2	4.2%
Single Male Headed Households	0	0.0%
Older Persons	3	6.3%
Total	17	35.4%

MOBILITY

Place of Origin of Largest IDP Group	BORNO	MAFA	LOSKURI
Place of Origin of 2nd Largest IDP Group	BORNO	MAFA	TAMSU NGAMDUA
Area of intended return for Largest IDP Group	Place of origin		
Barriers to return home for Largest IDP Group	Lack of safety		

SITE MANAGEMENT AGENCY (SMA)

Type of SMA	Individual/Private	Agency Name	N/A
SMA Contact Name	N/A	Phone Number	N/A

SERVICES

SHELTER

% families living outside (no shelter)	None	Most needed NFIs	Blankets/Mats
% families living in tents	None	% HHs with mosquito nets	None
% families living in makeshift shelter	>75%	% HHs with access to safe cooking facilities	<25%
% families living indoors (solid walls)	None	% HHs with access to electricity	None

HEALTH

Location of health facilities/services	Off-site (>3 km)	Access to health facility/services	Yes
Health facilities/services provider	Government	Most prevalent health problems	Malaria

WASH

Location of site's main water source	Off-site (<10 mn)	Total number functioning toilets	19
Liters of water per person per day	5 - 10 ltr	Separate male/female toilets	No
Main problems with drinking water	None	Separate male/female bathing areas	No

FOOD

Access to food	Yes, on site	Frequency of food distribution	Irregular
Access to market	Yes	Supplementary feeding for pregnant/lactant mothers?	No
Most common source for obtaining food	Cash	Supplementary feeding for children?	No

PROTECTION

Security provided on-site	No	GBV referral mechanism in place	No
Main security provider	None	Number of women friendly spaces	0
Most common type of security incident	None	Number of child friendly spaces	0
Most common type of GBV incident	None	Most reported problem in receiving support	None

EDUCATION

Location of nearest education facility	Off-site	Number of families with source of income	8
% children going to school	<25%	Access to income generating activities	Yes

LIVELIHOOD

COMMUNICATION

Main source for obtaining information	Local Leader	Main topic of information requested	Distribution
---------------------------------------	--------------	-------------------------------------	--------------



21
Households (HH)

131
Individuals

Round 15
31 March 2017

DEMOGRAPHICS

Age/Sex	<1 year	1-5 years	6-17 years	18-59 years	>60 years	Total
Male	4	16	23	12	3	58
Female	4	18	24	23	4	73
Total	8	34	47	35	7	131

VULNERABLE GROUPS

Pregnant Women	4	3.1%
Breastfeeding Mothers	9	6.9%
Persons with Physical Disabilities	0	0.0%
Persons with Mental Disabilities	0	0.0%
Single Female Headed Households	7	5.3%
Single Male Headed Households	0	0.0%
Older Persons	7	5.3%
Total	27	20.6%

Site ID	BO_S166
Site Type	Collective Settlement/Centre
Site Classification	Spontaneous
Site Open Date	12/15/2015
Admin 1	BORNO
Admin 2	JERE
Admin 3	MASHAMARI
Latitude	11.852580
Longitude	13.181140

MOBILITY

Place of Origin of Largest IDP Group	BORNO	MARTE	KULLI
Place of Origin of 2nd Largest IDP Group	NULL	NULL	NULL
Area of intended return for Largest IDP Group	Place of origin		
Barriers to return home for Largest IDP Group	Lack of safety		

SITE MANAGEMENT AGENCY (SMA)

Type of SMA	Individual/Private	Agency Name	N/A
SMA Contact Name	N/A	Phone Number	N/A

SERVICES

SHELTER

% families living outside (no shelter)	None	Most needed NFIs	Blankets/Mats
% families living in tents	<50%	% HHs with mosquito nets	None
% families living in makeshift shelter	<50%	% HHs with access to safe cooking facilities	<25%
% families living indoors (solid walls)	None	% HHs with access to electricity	None

HEALTH

Location of health facilities/services	Off-site (<3 km)	Access to health facility/services	Yes
Health facilities/services provider	Government	Most prevalent health problems	Cough

WASH

Location of site's main water source	Off-site (<10 mn)	Total number functioning toilets	2
Liters of water per person per day	5 - 10 ltr	Separate male/female toilets	No
Main problems with drinking water	None	Separate male/female bathing areas	No

FOOD

Access to food	Yes, off site	Frequency of food distribution	Irregular
Access to market	Yes	Supplementary feeding for pregnant/lactant mothers?	No
Most common source for obtaining food	Cash	Supplementary feeding for children?	No

PROTECTION

Security provided on-site	No	GBV referral mechanism in place	No
Main security provider	None	Number of women friendly spaces	0
Most common type of security incident	None	Number of child friendly spaces	0
Most common type of GBV incident	None	Most reported problem in receiving support	None

EDUCATION

Location of nearest education facility	Off-site	Number of families with source of income	20
% children going to school	<50%	Access to income generating activities	Yes

LIVELIHOOD

COMMUNICATION

Main source for obtaining information	Radio/news	Main topic of information requested	Safety and Security
---------------------------------------	------------	-------------------------------------	---------------------



RED-BRICKS (IDP) CAMP

Site Profile

DTM

Nigeria



71

Households (HH)

428

Individuals

Round 15

31 March 2017

DEMOGRAPHICS

Age/Sex	<1 year	1-5 years	6-17 years	18-59 years	>60 years	Total
Male	11	32	69	92	6	210
Female	9	29	85	86	9	218
Total	20	61	154	178	15	428

Site ID	BO_S167
Site Type	Camp
Site Classification	Spontaneous
Site Open Date	01/20/2015
Admin 1	BORNO
Admin 2	CHIBOK
Admin 3	CHIBOK GARU
Latitude	10.878080
Longitude	12.859620

VULNERABLE GROUPS

Pregnant Women	17	4.0%
Breastfeeding Mothers	25	5.8%
Persons with Physical Disabilities	0	0.0%
Persons with Mental Disabilities	2	0.5%
Single Female Headed Households	4	0.9%
Single Male Headed Households	0	0.0%
Older Persons	15	3.5%
Total	63	14.7%

MOBILITY

Place of Origin of Largest IDP Group	BORNO	DAMBOA	GUMSURI/MISAKURBUDU
Place of Origin of 2nd Largest IDP Group	BORNO	DAMBOA	MULGWAI / KOPCHI
Area of intended return for Largest IDP Group	Place of origin		
Barriers to return home for Largest IDP Group	Accessibility		

SITE MANAGEMENT AGENCY (SMA)

Type of SMA	Local NGO	Agency Name	G CASI
SMA Contact Name	G CASI	Phone Number	8087725240

SERVICES

SHELTER

% families living outside (no shelter)	None	Most needed NFIs	Hygiene kits
% families living in tents	None	% HHs with mosquito nets	>75%
% families living in makeshift shelter	None	% HHs with access to safe cooking facilities	<50%
% families living indoors (solid walls)	>75%	% HHs with access to electricity	None

HEALTH

Location of health facilities/services	On-site (<3 km)	Access to health facility/services	Yes
Health facilities/services provider	Government	Most prevalent health problems	Fever

WASH

Location of site's main water source	On-site (<10 mn)	Total number functioning toilets	4
Liters of water per person per day	<5 ltr	Separate male/female toilets	No
Main problems with drinking water	Taste	Separate male/female bathing areas	No

FOOD

Access to food	No	Frequency of food distribution	Never
Access to market	No	Supplementary feeding for pregnant/lactant mothers?	No
Most common source for obtaining food	Cultivated	Supplementary feeding for children?	Yes

PROTECTION

Security provided on-site	Yes	GBV referral mechanism in place	Yes
Main security provider	Military	Number of women friendly spaces	0
Most common type of security incident	Theft	Number of child friendly spaces	0
Most common type of GBV incident	Sexual abuse	Most reported problem in receiving support	Distribution excludes women-headed HHs

EDUCATION

Location of nearest education facility	Off-site	Number of families with source of income	54
% children going to school	<25%	Access to income generating activities	Yes

LIVELIHOOD

COMMUNICATION

Main source for obtaining information	Families/Friends	Main topic of information requested	Situation in areas of origin
---------------------------------------	------------------	-------------------------------------	------------------------------


380

Households (HH)

2350

Individuals

Round 15

31 March 2017

DEMOGRAPHICS

Age/Sex	<1 year	1-5 years	6-17 years	18-59 years	>60 years	Total
Male	31	232	443	352	36	1,094
Female	39	246	473	454	44	1,256
Total	70	478	916	806	80	2,350

Site ID	BO_S168
Site Type	Collective Settlement/Centre
Site Classification	Spontaneous
Site Open Date	01/20/2016
Admin 1	BORNO
Admin 2	JERE
Admin 3	DUSUMAN
Latitude	11.866880
Longitude	13.245500

VULNERABLE GROUPS

Pregnant Women	50	2.1%
Breastfeeding Mothers	100	4.3%
Persons with Physical Disabilities	12	0.5%
Persons with Mental Disabilities	0	0.0%
Single Female Headed Households	65	2.8%
Single Male Headed Households	10	0.4%
Older Persons	80	3.4%
Total	317	13.5%

MOBILITY

Place of Origin of Largest IDP Group	BORNO	MARTE	ALA
Place of Origin of 2nd Largest IDP Group	BORNO	MARTE	ALLA LAWANTI
Area of intended return for Largest IDP Group	Place of origin		
Barriers to return home for Largest IDP Group	House damaged/destroyed		

SITE MANAGEMENT AGENCY (SMA)

Type of SMA	NULL	Agency Name	NULL
SMA Contact Name	NULL	Phone Number	NULL

SERVICES
SHELTER

% families living outside (no shelter)	None	Most needed NFIs	Blankets/Mats
% families living in tents	>75%	% HHs with mosquito nets	<75%
% families living in makeshift shelter	<25%	% HHs with access to safe cooking facilities	<50%
% families living indoors (solid walls)	None	% HHs with access to electricity	None

HEALTH

Location of health facilities/services	On-site (<3 km)	Access to health facility/services	Yes
Health facilities/services provider	NGO	Most prevalent health problems	Malaria

WASH

Location of site's main water source	On-site (<10 mn)	Total number functioning toilets	4
Liters of water per person per day	5 - 10 ltr	Separate male/female toilets	No
Main problems with drinking water	Taste	Separate male/female bathing areas	No

FOOD

Access to food	Yes, on site	Frequency of food distribution	Irregular
Access to market	Yes	Supplementary feeding for pregnant/lactant mothers?	Yes
Most common source for obtaining food	Cash	Supplementary feeding for children?	Yes

PROTECTION

Security provided on-site	Yes	GBV referral mechanism in place	No
Main security provider	Self organized	Number of women friendly spaces	0
Most common type of security incident	None	Number of child friendly spaces	0
Most common type of GBV incident	None	Most reported problem in receiving support	None

EDUCATION

Location of nearest education facility	On-site	Number of families with source of income	200
% children going to school	<50%	Access to income generating activities	Yes

LIVELIHOOD
COMMUNICATION

Main source for obtaining information	Radio/news	Main topic of information requested	Safety and Security
---------------------------------------	------------	-------------------------------------	---------------------

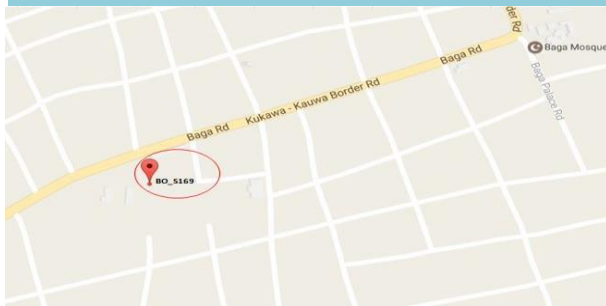


BAGA PRIMARY SCHOOL

Site Profile

DTM

Nigeria



170

Households (HH)

850

Individuals

Round 15

31 March 2017

DEMOGRAPHICS

Age/Sex	<1 year	1-5 years	6-17 years	18-59 years	>60 years	Total
Male	10	91	145	112	30	388
Female	15	111	175	116	45	462
Total	25	202	320	228	75	850

VULNERABLE GROUPS

Pregnant Women	20	2.4%
Breastfeeding Mothers	32	3.8%
Persons with Physical Disabilities	1	0.1%
Persons with Mental Disabilities	3	0.4%
Single Female Headed Households	18	2.1%
Single Male Headed Households	5	0.6%
Older Persons	75	8.8%
Total	154	18.1%

Site ID	BO_S169
Site Type	Camp
Site Classification	Spontaneous
Site Open Date	NULL
Admin 1	BORNO
Admin 2	KUKAWA
Admin 3	BAGA
Latitude	13.094780
Longitude	13.820310

MOBILITY

Place of Origin of Largest IDP Group	BORNO	KUKAWA	NULL
Place of Origin of 2nd Largest IDP Group	BORNO	KUKAWA	NULL
Area of intended return for Largest IDP Group	Place of origin		
Barriers to return home for Largest IDP Group	Accessibility		

SITE MANAGEMENT AGENCY (SMA)

Type of SMA	NULL	Agency Name	NULL
SMA Contact Name	NULL	Phone Number	NULL

SERVICES

SHELTER

% families living outside (no shelter)	<50%	Most needed NFIs	Blankets/Mats
% families living in tents	None	% HHs with mosquito nets	None
% families living in makeshift shelter	None	% HHs with access to safe cooking facilities	<25%
% families living indoors (solid walls)	<75%	% HHs with access to electricity	None

HEALTH

Location of health facilities/services	Off-site (<3 km)	Access to health facility/services	Yes
Health facilities/services provider	INGO	Most prevalent health problems	Malaria

WASH

Location of site's main water source	On-site (<10 mn)	Total number functioning toilets	0
Liters of water per person per day	5 - 10 ltr	Separate male/female toilets	No
Main problems with drinking water	Taste	Separate male/female bathing areas	No

FOOD

Access to food	Yes, on site	Frequency of food distribution	Everyday
Access to market	Yes	Supplementary feeding for pregnant/lactant mothers?	No
Most common source for obtaining food	Cash	Supplementary feeding for children?	No

PROTECTION

Security provided on-site	Yes	GBV referral mechanism in place	No
Main security provider	Self organized	Number of women friendly spaces	0
Most common type of security incident	None	Number of child friendly spaces	0
Most common type of GBV incident	None	Most reported problem in receiving support	None

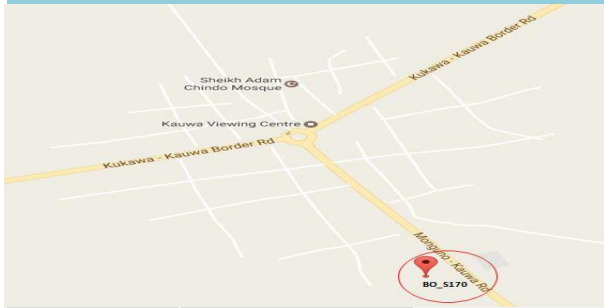
EDUCATION

Location of nearest education facility	None	Number of families with source of income	0
% children going to school	None	Access to income generating activities	Yes

LIVELIHOOD

COMMUNICATION

Main source for obtaining information	Families/Friends	Main topic of information requested	Situation in areas of origin
---------------------------------------	------------------	-------------------------------------	------------------------------


273

Households (HH)

1365

Individuals

Round 15

31 March 2017

DEMOGRAPHICS

Age/Sex	<1 year	1-5 years	6-17 years	18-59 years	>60 years	Total
Male	86	131	225	176	27	645
Female	42	180	315	145	38	720
Total	128	311	540	321	65	1,365

Site ID	BO_S170
Site Type	Camp
Site Classification	Spontaneous
Site Open Date	NULL
Admin 1	BORNO
Admin 2	KUKAWA
Admin 3	KAUWA
Latitude	12.940123
Longitude	13.674508

VULNERABLE GROUPS

Pregnant Women	28	2.1%
Breastfeeding Mothers	135	9.9%
Persons with Physical Disabilities	0	0.0%
Persons with Mental Disabilities	2	0.1%
Single Female Headed Households	18	1.3%
Single Male Headed Households	5	0.4%
Older Persons	65	4.8%
Total	253	18.5%

MOBILITY

Place of Origin of Largest IDP Group	BORNO	KUKAWA	NULL
Place of Origin of 2nd Largest IDP Group	BORNO	KUKAWA	NULL
Area of intended return for Largest IDP Group	Place of origin		
Barriers to return home for Largest IDP Group	Lack of safety		

SITE MANAGEMENT AGENCY (SMA)

Type of SMA	NULL	Agency Name	NULL
SMA Contact Name	NULL	Phone Number	NULL

SERVICES
SHELTER

% families living outside (no shelter)	<75%	Most needed NFIs	Blankets/Mats
% families living in tents	None	% HHs with mosquito nets	<25%
% families living in makeshift shelter	<25%	% HHs with access to safe cooking facilities	<25%
% families living indoors (solid walls)	<25%	% HHs with access to electricity	None

HEALTH

Location of health facilities/services	None	Access to health facility/services	No
Health facilities/services provider	None	Most prevalent health problems	Cough

WASH

Location of site's main water source	Off-site (<10 mn)	Total number functioning toilets	0
Liters of water per person per day	>15 ltr	Separate male/female toilets	No
Main problems with drinking water	None	Separate male/female bathing areas	No

FOOD

Access to food	Yes, on site	Frequency of food distribution	Everyday
Access to market	Yes	Supplementary feeding for pregnant/lactant mothers?	No
Most common source for obtaining food	Cash	Supplementary feeding for children?	No

PROTECTION

Security provided on-site	Yes	GBV referral mechanism in place	No
Main security provider	Self organized	Number of women friendly spaces	0
Most common type of security incident	None	Number of child friendly spaces	0
Most common type of GBV incident	None	Most reported problem in receiving support	None

EDUCATION

Location of nearest education facility	None	Number of families with source of income	0
% children going to school	None	Access to income generating activities	No

LIVELIHOOD
COMMUNICATION

Main source for obtaining information	Families/Friends	Main topic of information requested	Situation in areas of origin
---------------------------------------	------------------	-------------------------------------	------------------------------

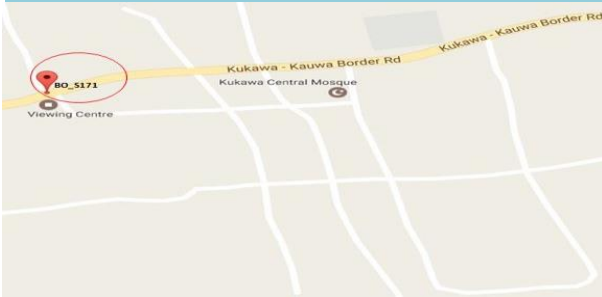


JUNIOR PRIMARY SCHOOL

Site Profile

DTM

Nigeria



167

Households (HH)

830

Individuals

Round 15

31 March 2017

DEMOGRAPHICS

Age/Sex	<1 year	1-5 years	6-17 years	18-59 years	>60 years	Total
Male	52	73	124	124	37	410
Female	31	79	133	136	41	420
Total	83	152	257	260	78	830

VULNERABLE GROUPS

Pregnant Women	28	3.4%
Breastfeeding Mothers	91	11.0%
Persons with Physical Disabilities	2	0.2%
Persons with Mental Disabilities	1	0.1%
Single Female Headed Households	36	4.3%
Single Male Headed Households	21	2.5%
Older Persons	78	9.4%
Total	257	31.0%

Site ID	BO_S171
Site Type	Camp
Site Classification	Spontaneous
Site Open Date	NULL
Admin 1	BORNO
Admin 2	KUKAWA
Admin 3	KAUWA
Latitude	12.925035
Longitude	13.566680

MOBILITY

Place of Origin of Largest IDP Group	BORNO	KUKAWA	NULL
Place of Origin of 2nd Largest IDP Group	BORNO	KUKAWA	NULL
Area of intended return for Largest IDP Group	Place of origin		
Barriers to return home for Largest IDP Group	Lack of safety		

SITE MANAGEMENT AGENCY (SMA)

Type of SMA	NULL	Agency Name	NULL
SMA Contact Name	NULL	Phone Number	NULL

SERVICES

SHELTER

% families living outside (no shelter)	<75%	Most needed NFIs	Mosquito nets
% families living in tents	None	% HHs with mosquito nets	None
% families living in makeshift shelter	<25%	% HHs with access to safe cooking facilities	<25%
% families living indoors (solid walls)	<25%	% HHs with access to electricity	<25%

HEALTH

Location of health facilities/services	None	Access to health facility/services	No
Health facilities/services provider	None	Most prevalent health problems	Fever

WASH

Location of site's main water source	Off-site (>10 mn)	Total number functioning toilets	0
Liters of water per person per day	>15 ltr	Separate male/female toilets	No
Main problems with drinking water	None	Separate male/female bathing areas	No

FOOD

Access to food	Yes, on site	Frequency of food distribution	Everyday
Access to market	Yes	Supplementary feeding for pregnant/lactant mothers?	No
Most common source for obtaining food	Cash	Supplementary feeding for children?	No

PROTECTION

Security provided on-site	Yes	GBV referral mechanism in place	No
Main security provider	Self organized	Number of women friendly spaces	0
Most common type of security incident	None	Number of child friendly spaces	0
Most common type of GBV incident	None	Most reported problem in receiving support	None

EDUCATION

Location of nearest education facility	None	Number of families with source of income	0
% children going to school	None	Access to income generating activities	No

LIVELIHOOD

COMMUNICATION

Main source for obtaining information	Families/Friends	Main topic of information requested	Situation in areas of origin
---------------------------------------	------------------	-------------------------------------	------------------------------



127

Households (HH)

750

Individuals

Round 15

31 March 2017

DEMOGRAPHICS

Age/Sex	<1 year	1-5 years	6-17 years	18-59 years	>60 years	Total
Male	11	74	104	121	30	340
Female	19	91	128	149	23	410
Total	30	165	232	270	53	750

Site ID	BO_S172
Site Type	Camp
Site Classification	Spontaneous
Site Open Date	9-Sep-14
Admin 1	BORNO
Admin 2	KONDUGA
Admin 3	DALORI / WANORI
Latitude	11.770290
Longitude	13.225930

VULNERABLE GROUPS

Pregnant Women	27	3.6%
Breastfeeding Mothers	41	5.5%
Persons with Physical Disabilities	4	0.5%
Persons with Mental Disabilities	0	0.0%
Single Female Headed Households	17	2.3%
Single Male Headed Households	6	0.8%
Older Persons	53	7.1%
Total	148	19.7%

MOBILITY

Place of Origin of Largest IDP Group	BORNO	BAMA	NULL
Place of Origin of 2nd Largest IDP Group	BORNO	KONDUGA	NULL
Area of intended return for Largest IDP Group	Place of origin		
Barriers to return home for Largest IDP Group	Lack of safety		

SITE MANAGEMENT AGENCY (SMA)

Type of SMA	NULL	Agency Name	NULL
SMA Contact Name	NULL	Phone Number	NULL

SERVICES

SHELTER

% families living outside (no shelter)	None	Most needed NFIs	Kitchen sets
% families living in tents	None	% HHs with mosquito nets	<25%
% families living in makeshift shelter	>75%	% HHs with access to safe cooking facilities	<50%
% families living indoors (solid walls)	<25%	% HHs with access to electricity	None

HEALTH

Location of health facilities/services	On-site (<3 km)	Access to health facility/services	Yes
Health facilities/services provider	INGO	Most prevalent health problems	Malaria

WASH

Location of site's main water source	Off-site (<10 mn)	Total number functioning toilets	0
Liters of water per person per day	10 - 15 ltr	Separate male/female toilets	No
Main problems with drinking water	None	Separate male/female bathing areas	No

FOOD

Access to food	No	Frequency of food distribution	Never
Access to market	Yes	Supplementary feeding for pregnant/lactant mothers?	No
Most common source for obtaining food	None	Supplementary feeding for children?	Yes

PROTECTION

Security provided on-site	Yes	GBV referral mechanism in place	No
Main security provider	Self organized	Number of women friendly spaces	0
Most common type of security incident	None	Number of child friendly spaces	0
Most common type of GBV incident	None	Most reported problem in receiving support	None

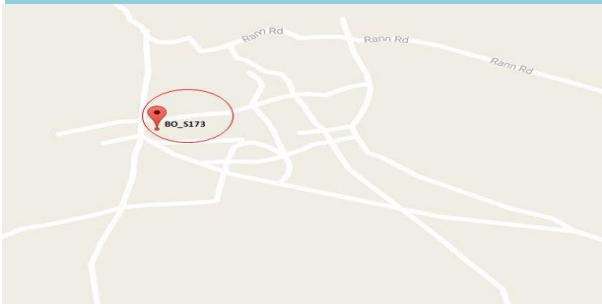
EDUCATION

Location of nearest education facility	Off-site	Number of families with source of income	27
% children going to school	<25%	Access to income generating activities	Yes

LIVELIHOOD

COMMUNICATION

Main source for obtaining information	Local Leader	Main topic of information requested	Situation in areas of origin
---------------------------------------	--------------	-------------------------------------	------------------------------


4745

Households (HH)

31131

Individuals

Round 15

31 March 2017

DEMOGRAPHICS

Age/Sex	<1 year	1-5 years	6-17 years	18-59 years	>60 years	Total
Male	560	3,081	4,342	5,183	841	14,007
Female	685	3,767	5,308	6,335	1,029	17,124
Total	1,245	6,848	9,650	11,518	1,870	31,131

Site ID	BO_S173
Site Type	Collective Settlement/Centre
Site Classification	Spontaneous
Site Open Date	03/24/2016
Admin 1	BORNO
Admin 2	KALA BALGE
Admin 3	RANN "A"
Latitude	12.269170
Longitude	14.463830

VULNERABLE GROUPS

Pregnant Women	733	2.4%
Breastfeeding Mothers	1,318	4.2%
Persons with Physical Disabilities	43	0.1%
Persons with Mental Disabilities	0	0.0%
Single Female Headed Households	308	1.0%
Single Male Headed Households	72	0.2%
Older Persons	1,870	6.0%
Total	4344	14.0%

MOBILITY

Place of Origin of Largest IDP Group	BORNO	KALA BALGE	NULL
Place of Origin of 2nd Largest IDP Group	BORNO	KALA BALGE	NULL
Area of intended return for Largest IDP Group	Place of origin		
Barriers to return home for Largest IDP Group	Lack of safety		

SITE MANAGEMENT AGENCY (SMA)

Type of SMA	Armed Forces	Agency Name	NIGERIAN ARMY
SMA Contact Name	NIGERIAN ARMY	Phone Number	NULL

SERVICES
SHELTER

% families living outside (no shelter)	None	Most needed NFIs	Kitchen sets
% families living in tents	None	% HHs with mosquito nets	<25%
% families living in makeshift shelter	<75%	% HHs with access to safe cooking facilities	None
% families living indoors (solid walls)	<25%	% HHs with access to electricity	None

HEALTH

Location of health facilities/services	On-site (<3 km)	Access to health facility/services	Yes
Health facilities/services provider	INGO	Most prevalent health problems	Malnutrition

WASH

Location of site's main water source	On-site (<10 mn)	Total number functioning toilets	0
Liters of water per person per day	5 - 10 ltr	Separate male/female toilets	No
Main problems with drinking water	None	Separate male/female bathing areas	No

FOOD

Access to food	Yes, on site	Frequency of food distribution	Irregular
Access to market	No	Supplementary feeding for pregnant/lactant mothers?	Yes
Most common source for obtaining food	Cash	Supplementary feeding for children?	No

PROTECTION

Security provided on-site	Yes	GBV referral mechanism in place	No
Main security provider	Military	Number of women friendly spaces	0
Most common type of security incident	None	Number of child friendly spaces	0
Most common type of GBV incident	Domestic violence	Most reported problem in receiving support	Not enough assistance for all entitled

EDUCATION

Location of nearest education facility	On-site	Number of families with source of income	10
% children going to school	<25%	Access to income generating activities	Yes

LIVELIHOOD
COMMUNICATION

Main source for obtaining information	Radio/news	Main topic of information requested	Access to services
---------------------------------------	------------	-------------------------------------	--------------------

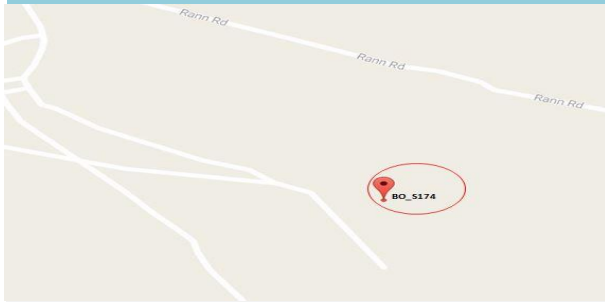


BOARDING PRIMARY SCHOOL

Site Profile

DTM

Nigeria



348

Households (HH)

1784

Individuals

Round 15

31 March 2017

DEMOGRAPHICS

Age/Sex	<1 year	1-5 years	6-17 years	18-59 years	>60 years	Total
Male	30	176	248	297	47	798
Female	41	216	305	363	61	986
Total	71	392	553	660	108	1,784

Site ID	BO_S174
Site Type	Collective Settlement/Centre
Site Classification	Spontaneous
Site Open Date	03/24/2016
Admin 1	BORNO
Admin 2	KALA BALGE
Admin 3	RANN "A"
Latitude	12.267020
Longitude	14.470460

VULNERABLE GROUPS

Pregnant Women	105	5.9%
Breastfeeding Mothers	97	5.4%
Persons with Physical Disabilities	17	1.0%
Persons with Mental Disabilities	0	0.0%
Single Female Headed Households	27	1.5%
Single Male Headed Households	18	1.0%
Older Persons	108	6.1%
Total	372	20.9%

MOBILITY

Place of Origin of Largest IDP Group	BORNO	KALA BALGE	NULL
Place of Origin of 2nd Largest IDP Group	BORNO	KALA BALGE	KALA
Area of intended return for Largest IDP Group	Place of origin		
Barriers to return home for Largest IDP Group	Lack of safety		

SITE MANAGEMENT AGENCY (SMA)

Type of SMA	NULL	Agency Name	NULL
SMA Contact Name	NULL	Phone Number	NULL

SERVICES

SHELTER

% families living outside (no shelter)	None	Most needed NFIs	Blankets/Mats
% families living in tents	None	% HHs with mosquito nets	<25%
% families living in makeshift shelter	>75%	% HHs with access to safe cooking facilities	None
% families living indoors (solid walls)	<25%	% HHs with access to electricity	None

HEALTH

Location of health facilities/services	On-site (<3 km)	Access to health facility/services	Yes
Health facilities/services provider	INGO	Most prevalent health problems	Cough

WASH

Location of site's main water source	On-site (<10 mn)	Total number functioning toilets	0
Liters of water per person per day	5 - 10 ltr	Separate male/female toilets	No
Main problems with drinking water	None	Separate male/female bathing areas	No

FOOD

Access to food	No	Frequency of food distribution	Never
Access to market	No	Supplementary feeding for pregnant/lactant mothers?	Yes
Most common source for obtaining food	Cultivated	Supplementary feeding for children?	No

PROTECTION

Security provided on-site	Yes	GBV referral mechanism in place	No
Main security provider	Military	Number of women friendly spaces	0
Most common type of security incident	None	Number of child friendly spaces	0
Most common type of GBV incident	Domestic violence	Most reported problem in receiving support	Not enough assistance for all entitled

EDUCATION

Location of nearest education facility	On-site	Number of families with source of income	0
% children going to school	<25%	Access to income generating activities	Yes

LIVELIHOOD

COMMUNICATION

Main source for obtaining information	Radio/news	Main topic of information requested	Other relief assistance
---------------------------------------	------------	-------------------------------------	-------------------------

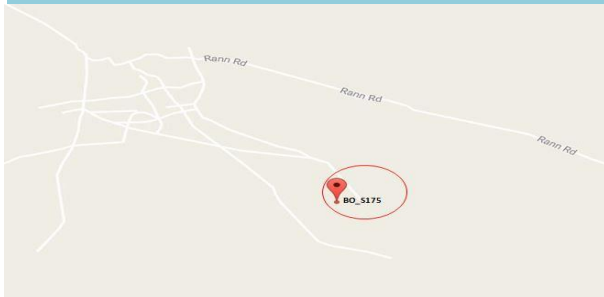


GENERAL HOSPITAL RANN

Site Profile

DTM

Nigeria



407

Households (HH)

2053

Individuals

Round 15

31 March 2017

DEMOGRAPHICS

Age/Sex	<1 year	1-5 years	6-17 years	18-59 years	>60 years	Total
Male	49	156	270	320	25	820
Female	74	234	407	480	38	1,233
Total	123	390	677	800	63	2,053

Site ID	BO_S175
Site Type	Collective Settlement/Centre
Site Classification	Spontaneous
Site Open Date	5-May-17
Admin 1	BORNO
Admin 2	KALA BALGE
Admin 3	RANN "A"
Latitude	12.265790
Longitude	14.469570

VULNERABLE GROUPS

Pregnant Women	123	6.0%
Breastfeeding Mothers	140	6.8%
Persons with Physical Disabilities	13	0.6%
Persons with Mental Disabilities	0	0.0%
Single Female Headed Households	27	1.3%
Single Male Headed Households	11	0.5%
Older Persons	63	3.1%
Total	377	18.4%

MOBILITY

Place of Origin of Largest IDP Group	BORNO	KALA BALGE	NULL
Place of Origin of 2nd Largest IDP Group	BORNO	KALA BALGE	KALA
Area of intended return for Largest IDP Group	Place of origin		
Barriers to return home for Largest IDP Group	Lack of food		

SITE MANAGEMENT AGENCY (SMA)

Type of SMA	Armed Forces	Agency Name	NIGERIAN ARMY
SMA Contact Name	NIGERIAN ARMY	Phone Number	NULL

SERVICES

SHELTER

% families living outside (no shelter)	None	Most needed NFIs	Blankets/Mats
% families living in tents	<25%	% HHs with mosquito nets	<50%
% families living in makeshift shelter	>75%	% HHs with access to safe cooking facilities	None
% families living indoors (solid walls)	None	% HHs with access to electricity	None

HEALTH

Location of health facilities/services	On-site (<3 km)	Access to health facility/services	Yes
Health facilities/services provider	INGO	Most prevalent health problems	Skin disease

WASH

Location of site's main water source	On-site (<10 mn)	Total number functioning toilets	0
Liters of water per person per day	5 - 10 ltr	Separate male/female toilets	No
Main problems with drinking water	None	Separate male/female bathing areas	No

FOOD

Access to food	Yes, on site	Frequency of food distribution	Irregular
Access to market	No	Supplementary feeding for pregnant/lactant mothers?	No
Most common source for obtaining food	Cash	Supplementary feeding for children?	No

PROTECTION

Security provided on-site	Yes	GBV referral mechanism in place	Yes
Main security provider	Military	Number of women friendly spaces	0
Most common type of security incident	Theft	Number of child friendly spaces	0
Most common type of GBV incident	None	Most reported problem in receiving support	Not enough assistance for all entitled

EDUCATION

Location of nearest education facility	On-site
% children going to school	<75%

LIVELIHOOD

Number of families with source of income	0
Access to income generating activities	Yes

COMMUNICATION

Main source for obtaining information	Radio/news	Main topic of information requested	Safety and Security
---------------------------------------	------------	-------------------------------------	---------------------


664

Households (HH)

3047

Individuals

Round 15

31 March 2017

DEMOGRAPHICS

Age/Sex	<1 year	1-5 years	6-17 years	18-59 years	>60 years	Total
Male	38	118	386	796	39	1,377
Female	48	123	311	1,142	46	1,670
Total	86	241	697	1,938	85	3,047

Site ID	BO_S176
Site Type	Camp
Site Classification	Spontaneous
Site Open Date	12/28/2016
Admin 1	BORNO
Admin 2	DAMBOA
Admin 3	DAMBOA
Latitude	11.724700
Longitude	12.930210

VULNERABLE GROUPS

Pregnant Women	43	1.4%
Breastfeeding Mothers	102	3.3%
Persons with Physical Disabilities	8	0.3%
Persons with Mental Disabilities	2	0.1%
Single Female Headed Households	128	4.2%
Single Male Headed Households	184	6.0%
Older Persons	85	2.8%
Total	552	18.1%

MOBILITY

Place of Origin of Largest IDP Group	BORNO	DAMBOA	AJIGN (A)
Place of Origin of 2nd Largest IDP Group	BORNO	CHIBOK	MBALALA
Area of intended return for Largest IDP Group	Place of origin		
Barriers to return home for Largest IDP Group	Lack of safety		

SITE MANAGEMENT AGENCY (SMA)

Type of SMA	NULL	Agency Name	NULL
SMA Contact Name	NULL	Phone Number	NULL

SERVICES
SHELTER

% families living outside (no shelter)	<25%	Most needed NFIs	Blankets/Mats
% families living in tents	<25%	% HHs with mosquito nets	None
% families living in makeshift shelter	<75%	% HHs with access to safe cooking facilities	<25%
% families living indoors (solid walls)	None	% HHs with access to electricity	None

HEALTH

Location of health facilities/services	On-site (<3 km)	Access to health facility/services	Yes
Health facilities/services provider	INGO	Most prevalent health problems	Diarrhea

WASH

Location of site's main water source	Off-site (>10 mn)	Total number functioning toilets	8
Liters of water per person per day	5 - 10 ltr	Separate male/female toilets	Yes
Main problems with drinking water	Suspended solids	Separate male/female bathing areas	Yes

FOOD

Access to food	Yes, on site	Frequency of food distribution	Irregular
Access to market	Yes	Supplementary feeding for pregnant/lactant mothers?	No
Most common source for obtaining food	Distribution	Supplementary feeding for children?	No

PROTECTION

Security provided on-site	Yes	GBV referral mechanism in place	Yes
Main security provider	Military	Number of women friendly spaces	0
Most common type of security incident	Friction among site residents	Number of child friendly spaces	0
Most common type of GBV incident	None	Most reported problem in receiving support	istance was physically inadequate for most vulnerat

EDUCATION

Location of nearest education facility	Off-site	Number of families with source of income	0
% children going to school	None	Access to income generating activities	No

LIVELIHOOD
COMMUNICATION

Main source for obtaining information	Radio/news	Main topic of information requested	Situation in areas of origin
---------------------------------------	------------	-------------------------------------	------------------------------



1604
Households (HH)

9615
Individuals

Round 15
31 March 2017

DEMOGRAPHICS

Age/Sex	<1 year	1-5 years	6-17 years	18-59 years	>60 years	Total
Male	81	609	2,032	1,423	220	4,365
Female	99	746	2,485	1,740	180	5,250
Total	180	1,355	4,517	3,163	400	9,615

VULNERABLE GROUPS

Pregnant Women	200	2.1%
Breastfeeding Mothers	370	3.8%
Persons with Physical Disabilities	35	0.4%
Persons with Mental Disabilities	5	0.1%
Single Female Headed Households	300	3.1%
Single Male Headed Households	5	0.1%
Older Persons	400	4.2%
Total	1315	13.7%

Site ID	BO_S177
Site Type	Collective Settlement/Centre
Site Classification	Spontaneous
Site Open Date	NULL
Admin 1	BORNO
Admin 2	MONGUNO
Admin 3	MONGUNO
Latitude	12.670000
Longitude	13.607010

MOBILITY

Place of Origin of Largest IDP Group	BORNO	MONGUNO	WULO
Place of Origin of 2nd Largest IDP Group	NULL	NULL	NULL
Area of intended return for Largest IDP Group	Place of origin		
Barriers to return home for Largest IDP Group	Lack of safety		

SITE MANAGEMENT AGENCY (SMA)

Type of SMA	NULL	Agency Name	NULL
SMA Contact Name	NULL	Phone Number	NULL

SERVICES

SHELTER

% families living outside (no shelter)	<25%	Most needed NFIs	Kitchen sets
% families living in tents	<25%	% HHs with mosquito nets	<25%
% families living in makeshift shelter	>75%	% HHs with access to safe cooking facilities	<25%
% families living indoors (solid walls)	None	% HHs with access to electricity	None

HEALTH

Location of health facilities/services	On-site (<3 km)	Access to health facility/services	Yes
Health facilities/services provider	NGO	Most prevalent health problems	Malaria

WASH

Location of site's main water source	Off-site (<10 mn)	Total number functioning toilets	0
Liters of water per person per day	10 - 15 ltr	Separate male/female toilets	No
Main problems with drinking water	None	Separate male/female bathing areas	No

FOOD

Access to food	No	Frequency of food distribution	Never
Access to market	Yes	Supplementary feeding for pregnant/lactant mothers?	No
Most common source for obtaining food	Cultivated	Supplementary feeding for children?	No

PROTECTION

Security provided on-site	Yes	GBV referral mechanism in place	No
Main security provider	Self organized	Number of women friendly spaces	0
Most common type of security incident	None	Number of child friendly spaces	0
Most common type of GBV incident	None	Most reported problem in receiving support	None

EDUCATION

Location of nearest education facility	None	Number of families with source of income	300
% children going to school	None	Access to income generating activities	Yes

LIVELIHOOD

COMMUNICATION

Main source for obtaining information	Local Leader	Main topic of information requested	Situation in areas of origin
---------------------------------------	--------------	-------------------------------------	------------------------------



47

Households (HH)

250

Individuals

Round 15

31 March 2017

DEMOGRAPHICS

Age/Sex	<1 year	1-5 years	6-17 years	18-59 years	>60 years	Total
Male	11	19	30	36	15	111
Female	18	30	38	43	10	139
Total	29	49	68	79	25	250

Site ID	BO_S178
Site Type	Transitional Centre
Site Classification	Spontaneous
Site Open Date	01/22/2017
Admin 1	BORNO
Admin 2	JERE
Admin 3	OLD MAIDUGURI
Latitude	11.882850
Longitude	13.176950

VULNERABLE GROUPS

Pregnant Women	21	8.4%
Breastfeeding Mothers	33	13.2%
Persons with Physical Disabilities	9	3.6%
Persons with Mental Disabilities	0	0.0%
Single Female Headed Households	12	4.8%
Single Male Headed Households	3	1.2%
Older Persons	25	10.0%
Total	103	41.2%

MOBILITY

Place of Origin of Largest IDP Group	BORNO	MAFA	MA'AFA
Place of Origin of 2nd Largest IDP Group	BORNO	MAFA	MA'AFA
Area of intended return for Largest IDP Group	Place of origin		
Barriers to return home for Largest IDP Group	Lack of safety		

SITE MANAGEMENT AGENCY (SMA)

Type of SMA	Government	Agency Name	SEMA
SMA Contact Name	SEMA	Phone Number	NULL

SERVICES

SHELTER

% families living outside (no shelter)	>75%	Most needed NFIs	Kitchen sets
% families living in tents	None	% HHs with mosquito nets	<25%
% families living in makeshift shelter	None	% HHs with access to safe cooking facilities	None
% families living indoors (solid walls)	None	% HHs with access to electricity	None

HEALTH

Location of health facilities/services	On-site (<3 km)	Access to health facility/services	Yes
Health facilities/services provider	INGO	Most prevalent health problems	Malaria

WASH

Location of site's main water source	Off-site (<10 mn)	Total number functioning toilets	16
Liters of water per person per day	10 - 15 ltr	Separate male/female toilets	No
Main problems with drinking water	None	Separate male/female bathing areas	No

FOOD

Access to food	Yes, on site	Frequency of food distribution	Irregular
Access to market	Yes	Supplementary feeding for pregnant/lactant mothers?	No
Most common source for obtaining food	Distribution	Supplementary feeding for children?	No

PROTECTION

Security provided on-site	Yes	GBV referral mechanism in place	No
Main security provider	Self organized	Number of women friendly spaces	0
Most common type of security incident	None	Number of child friendly spaces	0
Most common type of GBV incident	None	Most reported problem in receiving support	None

EDUCATION

Location of nearest education facility	Off-site	Number of families with source of income	0
% children going to school	<25%	Access to income generating activities	Yes

LIVELIHOOD

COMMUNICATION

Main source for obtaining information	Local Leader	Main topic of information requested	Safety and Security
---------------------------------------	--------------	-------------------------------------	---------------------


55

Households (HH)

253

Individuals

Round 15

31 March 2017

DEMOGRAPHICS

Age/Sex	<1 year	1-5 years	6-17 years	18-59 years	>60 years	Total
Male	3	12	55	53	4	127
Female	4	19	38	60	5	126
Total	7	31	93	113	9	253

Site ID	BO_S179
Site Type	Camp
Site Classification	Spontaneous
Site Open Date	01/20/2015
Admin 1	BORNO
Admin 2	JERE
Admin 3	NGUDAA/ADDAMARI
Latitude	11.948970
Longitude	13.222140

VULNERABLE GROUPS

Pregnant Women	4	1.6%
Breastfeeding Mothers	10	4.0%
Persons with Physical Disabilities	2	0.8%
Persons with Mental Disabilities	1	0.4%
Single Female Headed Households	5	2.0%
Single Male Headed Households	0	0.0%
Older Persons	9	3.6%
Total	31	12.3%

MOBILITY

	BORNO	JERE	TUBA
Place of Origin of Largest IDP Group	BORNO	JERE	TUBA
Place of Origin of 2nd Largest IDP Group	BORNO	JERE	NGUDAA/ADDAMARI
Area of intended return for Largest IDP Group	Place of origin		
Barriers to return home for Largest IDP Group	Accessibility		

SITE MANAGEMENT AGENCY (SMA)

Type of SMA	NULL	Agency Name	NULL
SMA Contact Name	NULL	Phone Number	NULL

SERVICES
SHELTER

% families living outside (no shelter)	None	Most needed NFIs	Blankets/Mats
% families living in tents	>75%	% HHs with mosquito nets	<25%
% families living in makeshift shelter	<25%	% HHs with access to safe cooking facilities	<25%
% families living indoors (solid walls)	None	% HHs with access to electricity	None

HEALTH

Location of health facilities/services	Off-site (>3 km)	Access to health facility/services	Yes
Health facilities/services provider	INGO	Most prevalent health problems	Malaria

WASH

Location of site's main water source	On-site (<10 mn)	Total number functioning toilets	0
Liters of water per person per day	5 - 10 ltr	Separate male/female toilets	No
Main problems with drinking water	None	Separate male/female bathing areas	No

FOOD

Access to food	Yes, on site	Frequency of food distribution	Irregular
Access to market	Yes	Supplementary feeding for pregnant/lactant mothers?	No
Most common source for obtaining food	Cash	Supplementary feeding for children?	No

PROTECTION

Security provided on-site	Yes	GBV referral mechanism in place	No
Main security provider	Self organized	Number of women friendly spaces	0
Most common type of security incident	None	Number of child friendly spaces	0
Most common type of GBV incident	None	Most reported problem in receiving support	Fighting between recipients at distribution points

EDUCATION

Location of nearest education facility	On-site	Number of families with source of income	35
% children going to school	<25%	Access to income generating activities	Yes

LIVELIHOOD
COMMUNICATION

Main source for obtaining information	Local Leader	Main topic of information requested	Safety and Security
---------------------------------------	--------------	-------------------------------------	---------------------



Dille

Dille Market

178

Households (HH)

1068

Individuals

Round 15

31 March 2017

DEMOGRAPHICS

Age/Sex	<1 year	1-5 years	6-17 years	18-59 years	>60 years	Total
Male	46	72	163	173	16	470
Female	53	174	174	179	18	598
Total	99	246	337	352	34	1,068

VULNERABLE GROUPS

Pregnant Women	25	2.3%
Breastfeeding Mothers	53	5.0%
Persons with Physical Disabilities	0	0.0%
Persons with Mental Disabilities	0	0.0%
Single Female Headed Households	0	0.0%
Single Male Headed Households	0	0.0%
Older Persons	34	3.2%
Total	112	10.5%

Site ID	BO_S180
Site Type	Transitional Centre
Site Classification	Pre Identified/For Relocation
Site Open Date	01/23/2017
Admin 1	BORNO
Admin 2	ASKIRA / UBA
Admin 3	DILLE / HUYUM
Latitude	10.750110
Longitude	13.224290

MOBILITY

Place of Origin of Largest IDP Group	BORNO	ASKIRA / UBA	NULL
Place of Origin of 2nd Largest IDP Group	NULL	NULL	NULL
Area of intended return for Largest IDP Group	Place of origin		
Barriers to return home for Largest IDP Group	Lack of safety		

SITE MANAGEMENT AGENCY (SMA)

Type of SMA	NULL	Agency Name	NULL
SMA Contact Name	NULL	Phone Number	NULL

SERVICES

SHELTER

% families living outside (no shelter)	<25%	Most needed NFIs	Blankets/Mats
% families living in tents	None	% HHs with mosquito nets	None
% families living in makeshift shelter	None	% HHs with access to safe cooking facilities	None
% families living indoors (solid walls)	>75%	% HHs with access to electricity	None

HEALTH

Location of health facilities/services	Off-site (>3 km)	Access to health facility/services	Yes
Health facilities/services provider	Local clinic	Most prevalent health problems	Malaria

WASH

Location of site's main water source	Off-site (>10 mn)	Total number functioning toilets	0
Liters of water per person per day	10 - 15 ltr	Separate male/female toilets	No
Main problems with drinking water	Taste	Separate male/female bathing areas	No

FOOD

Access to food	No	Frequency of food distribution	Never
Access to market	Yes	Supplementary feeding for pregnant/lactant mothers?	No
Most common source for obtaining food	Cultivated	Supplementary feeding for children?	No

PROTECTION

Security provided on-site	Yes	GBV referral mechanism in place	No
Main security provider	Military	Number of women friendly spaces	0
Most common type of security incident	None	Number of child friendly spaces	0
Most common type of GBV incident	None	Most reported problem in receiving support	None

EDUCATION

Location of nearest education facility	Off-site	Number of families with source of income	0
% children going to school	<25%	Access to income generating activities	Yes

LIVELIHOOD

COMMUNICATION

Main source for obtaining information	Families/Friends	Main topic of information requested	Situation in areas of origin
---------------------------------------	------------------	-------------------------------------	------------------------------



Experience Bros
Photo Studio
Lassa

502

Households (HH)

3012

Individuals

Round 15

31 March 2017

DEMOGRAPHICS

Age/Sex	<1 year	1-5 years	6-17 years	18-59 years	>60 years	Total
Male	5	494	495	492	7	1,493
Female	7	496	498	504	14	1,519
Total	12	990	993	996	21	3,012

VULNERABLE GROUPS

Pregnant Women	5	0.2%
Breastfeeding Mothers	7	0.2%
Persons with Physical Disabilities	0	0.0%
Persons with Mental Disabilities	0	0.0%
Single Female Headed Households	0	0.0%
Single Male Headed Households	0	0.0%
Older Persons	21	0.7%
Total	33	1.1%

Site ID	BO_S181
Site Type	Collective Settlement/Centre
Site Classification	Pre Identified/For Relocation
Site Open Date	07/23/2017
Admin 1	BORNO
Admin 2	ASKIRA / UBA
Admin 3	LASSA
Latitude	10.692920
Longitude	13.269510

MOBILITY

Place of Origin of Largest IDP Group	BORNO	ASKIRA / UBA	NULL
Place of Origin of 2nd Largest IDP Group	BORNO	ASKIRA / UBA	DILLE / HUYUM
Area of intended return for Largest IDP Group	Place of origin		
Barriers to return home for Largest IDP Group	Lack of safety		

SITE MANAGEMENT AGENCY (SMA)

Type of SMA	NULL	Agency Name	NULL
SMA Contact Name	NULL	Phone Number	NULL

SERVICES

SHELTER

% families living outside (no shelter)	None	Most needed NFIs	Blankets/Mats
% families living in tents	None	% HHs with mosquito nets	<25%
% families living in makeshift shelter	None	% HHs with access to safe cooking facilities	<25%
% families living indoors (solid walls)	>75%	% HHs with access to electricity	None

HEALTH

Location of health facilities/services	Off-site (>3 km)	Access to health facility/services	Yes
Health facilities/services provider	Government	Most prevalent health problems	Malaria

WASH

Location of site's main water source	On-site (<10 mn)	Total number functioning toilets	0
Liters of water per person per day	10 - 15 ltr	Separate male/female toilets	No
Main problems with drinking water	Taste	Separate male/female bathing areas	No

FOOD

Access to food	No	Frequency of food distribution	Never
Access to market	No	Supplementary feeding for pregnant/lactant mothers?	No
Most common source for obtaining food	Cultivated	Supplementary feeding for children?	No

PROTECTION

Security provided on-site	Yes	GBV referral mechanism in place	No
Main security provider	Local Authorities	Number of women friendly spaces	0
Most common type of security incident	None	Number of child friendly spaces	0
Most common type of GBV incident	None	Most reported problem in receiving support	None

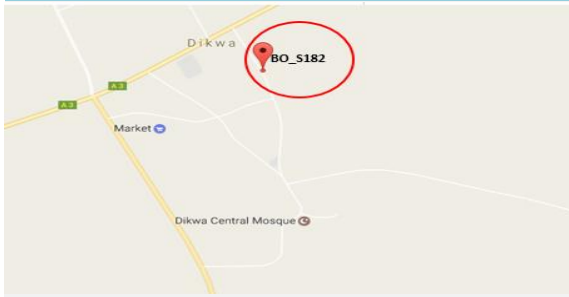
EDUCATION

Location of nearest education facility	Off-site	Number of families with source of income	0
% children going to school	<50%	Access to income generating activities	Yes

LIVELIHOOD

COMMUNICATION

Main source for obtaining information	Families/Friends	Main topic of information requested	Situation in areas of origin
---------------------------------------	------------------	-------------------------------------	------------------------------


459

Households (HH)

2534

Individuals

Round 15

31 March 2017

Site ID	BO_S182
Site Type	Collective Settlement/Centre
Site Classification	Spontaneous
Site Open Date	09-Sep-15
Admin 1	BORNO
Admin 2	DIKWA
Admin 3	DIKWA
Latitude	12.040360
Longitude	13.919700

DEMOGRAPHICS

Age/Sex	<1 year	1-5 years	6-17 years	18-59 years	>60 years	Total
Male	88	150	301	401	70	1,010
Female	120	226	451	622	105	1,524
Total	208	376	752	1,023	175	2,534

VULNERABLE GROUPS

Pregnant Women	102	4.0%
Breastfeeding Mothers	237	9.4%
Persons with Physical Disabilities	30	1.2%
Persons with Mental Disabilities	6	0.2%
Single Female Headed Households	62	2.4%
Single Male Headed Households	25	1.0%
Older Persons	175	6.9%
Total	637	25.1%

MOBILITY

Place of Origin of Largest IDP Group	BORNO	DIKWA	DIKWA
Place of Origin of 2nd Largest IDP Group	BORNO	DIKWA	DIKWA
Area of intended return for Largest IDP Group	Place of origin		
Barriers to return home for Largest IDP Group	Lack of safety		

SITE MANAGEMENT AGENCY (SMA)

Type of SMA	INGO	Agency Name	ICRC/UNICEF
SMA Contact Name	ICRC/UNICEF	Phone Number	NA

SERVICES
SHELTER

% families living outside (no shelter)	<25%	Most needed NFIs	Mosquito nets
% families living in tents	<25%	% HHs with mosquito nets	<25%
% families living in makeshift shelter	<75%	% HHs with access to safe cooking facilities	<25%
% families living indoors (solid walls)	<25%	% HHs with access to electricity	None

HEALTH

Location of health facilities/services	On-site (<3 km)	Access to health facility/services	Yes
Health facilities/services provider	INGO	Most prevalent health problems	Wound infection

WASH

Location of site's main water source	On-site (<10 mn)	Total number functioning toilets	0
Liters of water per person per day	10 - 15 ltr	Separate male/female toilets	No
Main problems with drinking water	None	Separate male/female bathing areas	No

FOOD

Access to food	Yes, on site	Frequency of food distribution	Once a month
Access to market	Yes	Supplementary feeding for pregnant/lactant mothers?	No
Most common source for obtaining food	Distribution	Supplementary feeding for children?	Yes

PROTECTION

Security provided on-site	Yes	GBV referral mechanism in place	No
Main security provider	Military	Number of women friendly spaces	0
Most common type of security incident	None	Number of child friendly spaces	0
Most common type of GBV incident	None	Most reported problem in receiving support	Not enough assistance for all entitled

EDUCATION

Location of nearest education facility	On-site	Number of families with source of income	0
% children going to school	<50%	Access to income generating activities	Yes

LIVELIHOOD
COMMUNICATION

Main source for obtaining information	Families/Friends	Main topic of information requested	Shelter
---------------------------------------	------------------	-------------------------------------	---------



1648
Households (HH)

9063
Individuals

Round 15
31 March 2017

Site ID	BO_S183
Site Type	Collective Settlement/Centre
Site Classification	Spontaneous
Site Open Date	11-Nov-16
Admin 1	BORNO
Admin 2	DIKWA
Admin 3	DIKWA
Latitude	12.029860
Longitude	13.917250

DEMOGRAPHICS						
Age/Sex	<1 year	1-5 years	6-17 years	18-59 years	>60 years	Total
Male	170	1,300	1,373	1,250	110	4,203
Female	180	1,400	1,800	1,350	130	4,860
Total	350	2,700	3,173	2,600	240	9,063

VULNERABLE GROUPS		
Pregnant Women	150	1.7%
Breastfeeding Mothers	767	8.5%
Persons with Physical Disabilities	3	0.0%
Persons with Mental Disabilities	1	0.0%
Single Female Headed Households	7	0.1%
Single Male Headed Households	5	0.1%
Older Persons	240	2.6%
Total	1173	12.9%

MOBILITY

Place of Origin of Largest IDP Group	BORNO	DIKWA	UFAYE / GUJILE
Place of Origin of 2nd Largest IDP Group	BORNO	DIKWA	BOBOSHE
Area of intended return for Largest IDP Group	Place of origin		
Barriers to return home for Largest IDP Group	Lack of safety		

SITE MANAGEMENT AGENCY (SMA)

Type of SMA	NULL	Agency Name	NULL
SMA Contact Name	NULL	Phone Number	NULL

SERVICES

SHELTER

% families living outside (no shelter)	None	Most needed NFIs	Blankets/Mats
% families living in tents	<25%	% HHs with mosquito nets	<25%
% families living in makeshift shelter	<75%	% HHs with access to safe cooking facilities	<25%
% families living indoors (solid walls)	<25%	% HHs with access to electricity	None

HEALTH

Location of health facilities/services	Off-site (<3 km)	Access to health facility/services	Yes
Health facilities/services provider	INGO	Most prevalent health problems	Fever

WASH

Location of site's main water source	On-site (<10 mn)	Total number functioning toilets	170
Liters of water per person per day	5 - 10 ltr	Separate male/female toilets	No
Main problems with drinking water	None	Separate male/female bathing areas	Yes

FOOD

Access to food	Yes, on site	Frequency of food distribution	Once a month
Access to market	Yes	Supplementary feeding for pregnant/lactant mothers?	No
Most common source for obtaining food	Distribution	Supplementary feeding for children?	Yes

PROTECTION

Security provided on-site	Yes	GBV referral mechanism in place	No
Main security provider	Military	Number of women friendly spaces	0
Most common type of security incident	None	Number of child friendly spaces	0
Most common type of GBV incident	None	Most reported problem in receiving support	Fighting between recipients at distribution points

EDUCATION

Location of nearest education facility	Off-site
% children going to school	<25%

LIVELIHOOD

Number of families with source of income	1500
Access to income generating activities	Yes

COMMUNICATION

Main source for obtaining information	Families/Friends	Main topic of information requested	Safety and Security
---------------------------------------	------------------	-------------------------------------	---------------------



BAKASSI CAMP

Site Profile

DTM

Nigeria



272

Households (HH)

1371

Individuals

Round 15

31 March 2017

DEMOGRAPHICS

Age/Sex	<1 year	1-5 years	6-17 years	18-59 years	>60 years	Total
Male	53	125	185	253	26	642
Female	43	108	226	323	29	729
Total	96	233	411	576	55	1,371

Site ID	BO_S184
Site Type	Collective Settlement/Centre
Site Classification	Spontaneous
Site Open Date	11-Nov-16
Admin 1	BORNO
Admin 2	NGANZAI
Admin 3	GAJIRAM
Latitude	12.284437
Longitude	13.122648

VULNERABLE GROUPS

Pregnant Women	97	7.1%
Breastfeeding Mothers	117	8.5%
Persons with Physical Disabilities	5	0.4%
Persons with Mental Disabilities	1	0.1%
Single Female Headed Households	19	1.4%
Single Male Headed Households	5	0.4%
Older Persons	55	4.0%
Total	299	21.8%

MOBILITY

Place of Origin of Largest IDP Group	BORNO	MONGUNO	NULL
Place of Origin of 2nd Largest IDP Group	BORNO	NGANZAI	GAJIRAM
Area of intended return for Largest IDP Group	Place of origin		
Barriers to return home for Largest IDP Group	Lack of safety		

SITE MANAGEMENT AGENCY (SMA)

Type of SMA	NULL	Agency Name	NULL
SMA Contact Name	NULL	Phone Number	NULL

SERVICES

SHELTER

% families living outside (no shelter)	None	Most needed NFIs	Blankets/Mats
% families living in tents	<75%	% HHs with mosquito nets	<75%
% families living in makeshift shelter	<25%	% HHs with access to safe cooking facilities	<50%
% families living indoors (solid walls)	<25%	% HHs with access to electricity	None

HEALTH

Location of health facilities/services	Off-site (<3 km)	Access to health facility/services	Yes
Health facilities/services provider	NGO	Most prevalent health problems	Cough

WASH

Location of site's main water source	Off-site (>10 mn)	Total number functioning toilets	0
Liters of water per person per day	5 - 10 ltr	Separate male/female toilets	No
Main problems with drinking water	None	Separate male/female bathing areas	No

FOOD

Access to food	Yes, on site	Frequency of food distribution	Irregular
Access to market	Yes	Supplementary feeding for pregnant/lactant mothers?	No
Most common source for obtaining food	Cash	Supplementary feeding for children?	Yes

PROTECTION

Security provided on-site	Yes	GBV referral mechanism in place	No
Main security provider	Self organized	Number of women friendly spaces	0
Most common type of security incident	None	Number of child friendly spaces	0
Most common type of GBV incident	None	Most reported problem in receiving support	Not enough assistance for all entitled

EDUCATION

Location of nearest education facility	None
% children going to school	None

LIVELIHOOD

Number of families with source of income	175
Access to income generating activities	Yes

COMMUNICATION

Main source for obtaining information	Local Leader	Main topic of information requested	Safety and Security
---------------------------------------	--------------	-------------------------------------	---------------------


51

Households (HH)

275

Individuals

Round 15

31 March 2017

DEMOGRAPHICS

Age/Sex	<1 year	1-5 years	6-17 years	18-59 years	>60 years	Total
Male	12	23	37	49	8	129
Female	10	19	46	61	10	146
Total	22	42	83	110	18	275

Site ID	BO_S185
Site Type	Collective Settlement/Centre
Site Classification	Spontaneous
Site Open Date	12-Dec-16
Admin 1	BORNO
Admin 2	NGANZAI
Admin 3	GAJIRAM
Latitude	12.291459
Longitude	13.123542

VULNERABLE GROUPS

Pregnant Women	24	8.7%
Breastfeeding Mothers	32	11.6%
Persons with Physical Disabilities	1	0.4%
Persons with Mental Disabilities	0	0.0%
Single Female Headed Households	7	2.5%
Single Male Headed Households	2	0.7%
Older Persons	18	6.5%
Total	84	30.5%

MOBILITY

Place of Origin of Largest IDP Group	BORNO	MONGUNO	NULL
Place of Origin of 2nd Largest IDP Group	BORNO	NGANZAI	GAJIRAM
Area of intended return for Largest IDP Group	Place of origin		
Barriers to return home for Largest IDP Group	Lack of safety		

SITE MANAGEMENT AGENCY (SMA)

Type of SMA	NULL	Agency Name	NULL
SMA Contact Name	NULL	Phone Number	NULL

SERVICES
SHELTER

% families living outside (no shelter)	None	Most needed NFIs	Blankets/Mats
% families living in tents	None	% HHs with mosquito nets	<75%
% families living in makeshift shelter	>75%	% HHs with access to safe cooking facilities	<50%
% families living indoors (solid walls)	<25%	% HHs with access to electricity	None

HEALTH

Location of health facilities/services	Off-site (<3 km)	Access to health facility/services	Yes
Health facilities/services provider	NGO	Most prevalent health problems	Malaria

WASH

Location of site's main water source	On-site (<10 mn)	Total number functioning toilets	0
Liters of water per person per day	5 - 10 ltr	Separate male/female toilets	No
Main problems with drinking water	None	Separate male/female bathing areas	No

FOOD

Access to food	Yes, on site	Frequency of food distribution	Irregular
Access to market	Yes	Supplementary feeding for pregnant/lactant mothers?	No
Most common source for obtaining food	Cash	Supplementary feeding for children?	No

PROTECTION

Security provided on-site	Yes	GBV referral mechanism in place	No
Main security provider	Self organized	Number of women friendly spaces	0
Most common type of security incident	None	Number of child friendly spaces	0
Most common type of GBV incident	None	Most reported problem in receiving support	Not enough assistance for all entitled

EDUCATION

Location of nearest education facility	None	Number of families with source of income	37
% children going to school	None	Access to income generating activities	Yes

LIVELIHOOD
COMMUNICATION

Main source for obtaining information	Local Leader	Main topic of information requested	Safety and Security
---------------------------------------	--------------	-------------------------------------	---------------------



18
Households (HH)

99
Individuals

Round 15
31 March 2017

DEMOGRAPHICS

Age/Sex	<1 year	1-5 years	6-17 years	18-59 years	>60 years	Total
Male	5	8	13	18	2	46
Female	3	7	17	23	3	53
Total	8	15	30	41	5	99

Site ID	BO_S186
Site Type	Collective Settlement/Centre
Site Classification	Spontaneous
Site Open Date	11-Nov-16
Admin 1	BORNO
Admin 2	NGANZAI
Admin 3	JIGALTA
Latitude	12.361470
Longitude	13.193890

VULNERABLE GROUPS

Pregnant Women	8	8.1%
Breastfeeding Mothers	11	11.1%
Persons with Physical Disabilities	0	0.0%
Persons with Mental Disabilities	0	0.0%
Single Female Headed Households	2	2.0%
Single Male Headed Households	0	0.0%
Older Persons	5	5.1%
Total	26	26.3%

MOBILITY

Place of Origin of Largest IDP Group	BORNO	MONGUNO	NULL
Place of Origin of 2nd Largest IDP Group	NULL	NULL	NULL
Area of intended return for Largest IDP Group	Place of origin		
Barriers to return home for Largest IDP Group	Lack of safety		

SITE MANAGEMENT AGENCY (SMA)

Type of SMA	NULL	Agency Name	NULL
SMA Contact Name	NULL	Phone Number	NULL

SERVICES

SHELTER

% families living outside (no shelter)	None	Most needed NFIs	Blankets/Mats
% families living in tents	None	% HHs with mosquito nets	<75%
% families living in makeshift shelter	>75%	% HHs with access to safe cooking facilities	<50%
% families living indoors (solid walls)	None	% HHs with access to electricity	None

HEALTH

Location of health facilities/services	None	Access to health facility/services	No
Health facilities/services provider	None	Most prevalent health problems	Fever

WASH

Location of site's main water source	Off-site (>10 mn)	Total number functioning toilets	0
Liters of water per person per day	5 - 10 ltr	Separate male/female toilets	No
Main problems with drinking water	None	Separate male/female bathing areas	No

FOOD

Access to food	No	Frequency of food distribution	Never
Access to market	No	Supplementary feeding for pregnant/lactant mothers?	No
Most common source for obtaining food	Cultivated	Supplementary feeding for children?	No

PROTECTION

Security provided on-site	Yes	GBV referral mechanism in place	No
Main security provider	Self organized	Number of women friendly spaces	0
Most common type of security incident	None	Number of child friendly spaces	0
Most common type of GBV incident	None	Most reported problem in receiving support	None

EDUCATION

Location of nearest education facility	None	Number of families with source of income	12
% children going to school	None	Access to income generating activities	Yes

LIVELIHOOD

COMMUNICATION

Main source for obtaining information	Families/Friends	Main topic of information requested	Safety and Security
---------------------------------------	------------------	-------------------------------------	---------------------


28

Households (HH)

175

Individuals

Round 15

31 March 2017

DEMOGRAPHICS

Age/Sex	<1 year	1-5 years	6-17 years	18-59 years	>60 years	Total
Male	12	19	36	14	1	82
Female	9	25	44	15	0	93
Total	21	44	80	29	1	175

Site ID	BO_S187
Site Type	Collective Settlement/Centre
Site Classification	Spontaneous
Site Open Date	04/22/2014
Admin 1	BORNO
Admin 2	MAIDUGURI M. C.
Admin 3	BOLORI II
Latitude	11.873270
Longitude	13.140330

VULNERABLE GROUPS

Pregnant Women	1	0.6%
Breastfeeding Mothers	23	13.1%
Persons with Physical Disabilities	3	1.7%
Persons with Mental Disabilities	1	0.6%
Single Female Headed Households	4	2.3%
Single Male Headed Households	0	0.0%
Older Persons	1	0.6%
Total	33	18.9%

MOBILITY

Place of Origin of Largest IDP Group	BORNO	DIKWA	MALLAM MAJA
Place of Origin of 2nd Largest IDP Group	BORNO	MARTE	MARTE
Area of intended return for Largest IDP Group	Place of origin		
Barriers to return home for Largest IDP Group	Lack of safety		

SITE MANAGEMENT AGENCY (SMA)

Type of SMA	NULL	Agency Name	NULL
SMA Contact Name	NULL	Phone Number	NULL

SERVICES
SHELTER

% families living outside (no shelter)	None	Most needed NFIs	Blankets/Mats
% families living in tents	None	% HHs with mosquito nets	None
% families living in makeshift shelter	None	% HHs with access to safe cooking facilities	<25%
% families living indoors (solid walls)	>75%	% HHs with access to electricity	<25%

HEALTH

Location of health facilities/services	Off-site (<3 km)	Access to health facility/services	Yes
Health facilities/services provider	Government	Most prevalent health problems	Malaria

WASH

Location of site's main water source	Off-site (<10 mn)	Total number functioning toilets	2
Liters of water per person per day	5 - 10 ltr	Separate male/female toilets	No
Main problems with drinking water	Taste	Separate male/female bathing areas	No

FOOD

Access to food	Yes, on site	Frequency of food distribution	Irregular
Access to market	Yes	Supplementary feeding for pregnant/lactant mothers?	No
Most common source for obtaining food	Cash	Supplementary feeding for children?	No

PROTECTION

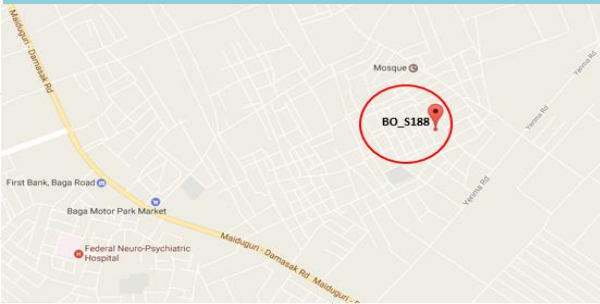
Security provided on-site	Yes	GBV referral mechanism in place	Yes
Main security provider	Military	Number of women friendly spaces	0
Most common type of security incident	Theft	Number of child friendly spaces	0
Most common type of GBV incident	Domestic violence	Most reported problem in receiving support	Not enough assistance for all entitled

EDUCATION

Location of nearest education facility	Off-site	Number of families with source of income	28
% children going to school	<25%	Access to income generating activities	Yes

COMMUNICATION

Main source for obtaining information	Families/Friends	Main topic of information requested	Safety and Security
---------------------------------------	------------------	-------------------------------------	---------------------


16

Households (HH)

78

Individuals

Round 15

31 March 2017

DEMOGRAPHICS

Age/Sex	<1 year	1-5 years	6-17 years	18-59 years	>60 years	Total
Male	7	8	11	11	3	40
Female	5	10	13	9	1	38
Total	12	18	24	20	4	78

Site ID	BO_S188
Site Type	Collective Settlement/Centre
Site Classification	Spontaneous
Site Open Date	10-Apr-14
Admin 1	BORNO
Admin 2	MAIDUGURI M. C.
Admin 3	BOLORI II
Latitude	11.873790
Longitude	13.139950

VULNERABLE GROUPS

Pregnant Women	3	3.8%
Breastfeeding Mothers	5	6.4%
Persons with Physical Disabilities	0	0.0%
Persons with Mental Disabilities	0	0.0%
Single Female Headed Households	0	0.0%
Single Male Headed Households	0	0.0%
Older Persons	4	5.1%
Total	12	15.4%

MOBILITY

Place of Origin of Largest IDP Group	BORNO	BAMA	SHEHURI / HAUSARI / MAIRI
Place of Origin of 2nd Largest IDP Group	BORNO	MARTE	ALA
Area of intended return for Largest IDP Group	Place of origin		
Barriers to return home for Largest IDP Group	Lack of safety		

SITE MANAGEMENT AGENCY (SMA)

Type of SMA	NULL	Agency Name	NULL
SMA Contact Name	NULL	Phone Number	NULL

SERVICES
SHELTER

% families living outside (no shelter)	<25%	Most needed NFIs	Kitchen sets
% families living in tents	None	% HHs with mosquito nets	<75%
% families living in makeshift shelter	None	% HHs with access to safe cooking facilities	None
% families living indoors (solid walls)	>75%	% HHs with access to electricity	None

HEALTH

Location of health facilities/services	Off-site (<3 km)	Access to health facility/services	Yes
Health facilities/services provider	Local clinic	Most prevalent health problems	Malaria

WASH

Location of site's main water source	Off-site (<10 mn)	Total number functioning toilets	4
Liters of water per person per day	5 - 10 ltr	Separate male/female toilets	No
Main problems with drinking water	Taste	Separate male/female bathing areas	No

FOOD

Access to food	Yes, on site	Frequency of food distribution	Irregular
Access to market	Yes	Supplementary feeding for pregnant/lactant mothers?	No
Most common source for obtaining food	Cash	Supplementary feeding for children?	No

PROTECTION

Security provided on-site	Yes	GBV referral mechanism in place	No
Main security provider	Self organized	Number of women friendly spaces	0
Most common type of security incident	None	Number of child friendly spaces	0
Most common type of GBV incident	None	Most reported problem in receiving support	None

EDUCATION

Location of nearest education facility	Off-site	Number of families with source of income	16
% children going to school	<75%	Access to income generating activities	Yes

LIVELIHOOD
COMMUNICATION

Main source for obtaining information	Families/Friends	Main topic of information requested	Safety and Security
---------------------------------------	------------------	-------------------------------------	---------------------



10

Households (HH)

59

Individuals

Round 15

31 March 2017

DEMOGRAPHICS

Age/Sex	<1 year	1-5 years	6-17 years	18-59 years	>60 years	Total
Male	1	8	10	9	0	28
Female	1	6	13	10	1	31
Total	2	14	23	19	1	59

Site ID	BO_S189
Site Type	Collective Settlement/Centre
Site Classification	Spontaneous
Site Open Date	9-Dec-15
Admin 1	BORNO
Admin 2	MAIDUGURI M. C.
Admin 3	BOLORI II
Latitude	11.879140
Longitude	13.119820

VULNERABLE GROUPS

Pregnant Women	1	1.7%
Breastfeeding Mothers	3	5.1%
Persons with Physical Disabilities	1	1.7%
Persons with Mental Disabilities	2	3.4%
Single Female Headed Households	2	3.4%
Single Male Headed Households	0	0.0%
Older Persons	1	1.7%
Total	10	16.9%

MOBILITY

Place of Origin of Largest IDP Group	BORNO	KUKAWA	BAGA
Place of Origin of 2nd Largest IDP Group	BORNO	BAMA	KASUGULA
Area of intended return for Largest IDP Group	Place of origin		
Barriers to return home for Largest IDP Group	Lack of safety		

SITE MANAGEMENT AGENCY (SMA)

Type of SMA	NULL	Agency Name	NULL
SMA Contact Name	NULL	Phone Number	NULL

SERVICES

SHELTER

% families living outside (no shelter)	None	Most needed NFIs	Blankets/Mats
% families living in tents	None	% HHs with mosquito nets	<75%
% families living in makeshift shelter	None	% HHs with access to safe cooking facilities	None
% families living indoors (solid walls)	>75%	% HHs with access to electricity	>75%

HEALTH

Location of health facilities/services	Off-site (<3 km)	Access to health facility/services	Yes
Health facilities/services provider	Government	Most prevalent health problems	Cough

WASH

Location of site's main water source	Off-site (>10 mn)	Total number functioning toilets	2
Liters of water per person per day	10 - 15 ltr	Separate male/female toilets	No
Main problems with drinking water	Taste	Separate male/female bathing areas	No

FOOD

Access to food	Yes, on site	Frequency of food distribution	Irregular
Access to market	No	Supplementary feeding for pregnant/lactant mothers?	No
Most common source for obtaining food	Cash	Supplementary feeding for children?	No

PROTECTION

Security provided on-site	Yes	GBV referral mechanism in place	No
Main security provider	Self organized	Number of women friendly spaces	0
Most common type of security incident	None	Number of child friendly spaces	0
Most common type of GBV incident	Domestic violence	Most reported problem in receiving support	None

EDUCATION

Location of nearest education facility	Off-site	Number of families with source of income	10
% children going to school	<25%	Access to income generating activities	Yes

LIVELIHOOD

COMMUNICATION

Main source for obtaining information	Families/Friends	Main topic of information requested	Safety and Security
---------------------------------------	------------------	-------------------------------------	---------------------


230

Households (HH)

1150

Individuals

Round 15

31 March 2017

DEMOGRAPHICS

Age/Sex	<1 year	1-5 years	6-17 years	18-59 years	>60 years	Total
Male	26	108	146	199	28	507
Female	22	110	249	233	29	643
Total	48	218	395	432	57	1,150

Site ID	BO_S190
Site Type	Camp
Site Classification	Spontaneous
Site Open Date	8-Feb-16
Admin 1	BORNO
Admin 2	MAGUMERI
Admin 3	GAJI GANNA I
Latitude	12.258880
Longitude	13.106660

VULNERABLE GROUPS

Pregnant Women	29	2.5%
Breastfeeding Mothers	85	7.4%
Persons with Physical Disabilities	5	0.4%
Persons with Mental Disabilities	0	0.0%
Single Female Headed Households	37	3.2%
Single Male Headed Households	18	1.6%
Older Persons	57	5.0%
Total	231	20.1%

MOBILITY

Place of Origin of Largest IDP Group	BORNO	MONGUNO	MOFIO
Place of Origin of 2nd Largest IDP Group	BORNO	MONGUNO	SURE
Area of intended return for Largest IDP Group	Place of origin		
Barriers to return home for Largest IDP Group	Lack of safety		

SITE MANAGEMENT AGENCY (SMA)

Type of SMA	Individual/Private	Agency Name	N/A
SMA Contact Name	N/A	Phone Number	NULL

SERVICES
SHELTER

% families living outside (no shelter)	None	Most needed NFIs	Blankets/Mats
% families living in tents	None	% HHs with mosquito nets	<25%
% families living in makeshift shelter	<25%	% HHs with access to safe cooking facilities	<25%
% families living indoors (solid walls)	>75%	% HHs with access to electricity	None

HEALTH

Location of health facilities/services	Off-site (<3 km)	Access to health facility/services	Yes
Health facilities/services provider	Government	Most prevalent health problems	Cough

WASH

Location of site's main water source	On-site (<10 mn)	Total number functioning toilets	0
Liters of water per person per day	10 - 15 ltr	Separate male/female toilets	No
Main problems with drinking water	Taste	Separate male/female bathing areas	No

FOOD

Access to food	Yes, off site	Frequency of food distribution	Everyday
Access to market	Yes	Supplementary feeding for pregnant/lactant mothers?	No
Most common source for obtaining food	Cash	Supplementary feeding for children?	No

PROTECTION

Security provided on-site	Yes	GBV referral mechanism in place	No
Main security provider	Self organized	Number of women friendly spaces	0
Most common type of security incident	None	Number of child friendly spaces	0
Most common type of GBV incident	None	Most reported problem in receiving support	None

EDUCATION

Location of nearest education facility	Off-site	Number of families with source of income	0
% children going to school	None	Access to income generating activities	Yes

LIVELIHOOD
COMMUNICATION

Main source for obtaining information	Radio/news	Main topic of information requested	Situation in areas of origin
---------------------------------------	------------	-------------------------------------	------------------------------

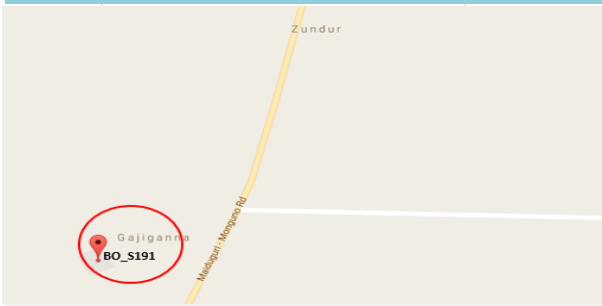


CENTRAL PRIMARY SCHOOL

Site Profile

DTM

Nigeria



100
Households (HH)

502
Individuals

Round 15
31 March 2017

DEMOGRAPHICS

Age/Sex	<1 year	1-5 years	6-17 years	18-59 years	>60 years	Total
Male	20	70	40	95	5	230
Female	27	80	60	105	0	272
Total	47	150	100	200	5	502

Site ID	BO_S191
Site Type	Camp
Site Classification	Spontaneous
Site Open Date	9-Nov-16
Admin 1	BORNO
Admin 2	MAGUMERI
Admin 3	GAJI GANNA I
Latitude	12.251080
Longitude	13.103780

VULNERABLE GROUPS

Pregnant Women	10	2.0%
Breastfeeding Mothers	52	10.4%
Persons with Physical Disabilities	2	0.4%
Persons with Mental Disabilities	1	0.2%
Single Female Headed Households	0	0.0%
Single Male Headed Households	0	0.0%
Older Persons	5	1.0%
Total	70	13.9%

MOBILITY

Place of Origin of Largest IDP Group	BORNO	NGANZAI	MIYE
Place of Origin of 2nd Largest IDP Group	BORNO	NGANZAI	MIYE
Area of intended return for Largest IDP Group	Place of origin		
Barriers to return home for Largest IDP Group	Lack of safety		

SITE MANAGEMENT AGENCY (SMA)

Type of SMA	NULL	Agency Name	NULL
SMA Contact Name	NULL	Phone Number	NULL

SERVICES

SHELTER

% families living outside (no shelter)	None	Most needed NFIs	Blankets/Mats
% families living in tents	None	% HHs with mosquito nets	<25%
% families living in makeshift shelter	>75%	% HHs with access to safe cooking facilities	<25%
% families living indoors (solid walls)	<25%	% HHs with access to electricity	None

HEALTH

Location of health facilities/services	Off-site (<3 km)	Access to health facility/services	Yes
Health facilities/services provider	Government	Most prevalent health problems	Cough

WASH

Location of site's main water source	Off-site (>10 mn)	Total number functioning toilets	0
Liters of water per person per day	10 - 15 ltr	Separate male/female toilets	No
Main problems with drinking water	None	Separate male/female bathing areas	No

FOOD

Access to food	Yes, on site	Frequency of food distribution	Everyday
Access to market	Yes	Supplementary feeding for pregnant/lactant mothers?	No
Most common source for obtaining food	Cash	Supplementary feeding for children?	No

PROTECTION

Security provided on-site	No	GBV referral mechanism in place	No
Main security provider	None	Number of women friendly spaces	0
Most common type of security incident	None	Number of child friendly spaces	0
Most common type of GBV incident	None	Most reported problem in receiving support	None

EDUCATION

Location of nearest education facility	None
% children going to school	None

LIVELIHOOD

Number of families with source of income	0
Access to income generating activities	Yes

COMMUNICATION

Main source for obtaining information	Radio/news	Main topic of information requested	Situation in areas of origin
---------------------------------------	------------	-------------------------------------	------------------------------


213

Households (HH)

1065

Individuals

Round 15

31 March 2017

DEMOGRAPHICS

Age/Sex	<1 year	1-5 years	6-17 years	18-59 years	>60 years	Total
Male	54	183	113	152	41	543
Female	57	125	126	197	17	522
Total	111	308	239	349	58	1,065

Site ID	BO_S192
Site Type	Collective Settlement/Centre
Site Classification	Spontaneous
Site Open Date	08/21/2016
Admin 1	BORNO
Admin 2	MAGUMERI
Admin 3	GAJI GANNA I
Latitude	12.253960
Longitude	13.099100

VULNERABLE GROUPS

Pregnant Women	31	2.9%
Breastfeeding Mothers	120	11.3%
Persons with Physical Disabilities	8	0.8%
Persons with Mental Disabilities	5	0.5%
Single Female Headed Households	21	2.0%
Single Male Headed Households	3	0.3%
Older Persons	58	5.4%
Total	246	23.1%

MOBILITY

Place of Origin of Largest IDP Group	BORNO	MONGUNO	MOFIO
Place of Origin of 2nd Largest IDP Group	BORNO	MARTE	MARTE
Area of intended return for Largest IDP Group	Place of origin		
Barriers to return home for Largest IDP Group	Lack of safety		

SITE MANAGEMENT AGENCY (SMA)

Type of SMA	NULL	Agency Name	NULL
SMA Contact Name	NULL	Phone Number	NULL

SERVICES
SHELTER

% families living outside (no shelter)	None	Most needed NFIs	Blankets/Mats
% families living in tents	None	% HHs with mosquito nets	<25%
% families living in makeshift shelter	<50%	% HHs with access to safe cooking facilities	<25%
% families living indoors (solid walls)	<75%	% HHs with access to electricity	None

HEALTH

Location of health facilities/services	Off-site (<3 km)	Access to health facility/services	Yes
Health facilities/services provider	Government	Most prevalent health problems	Malaria

WASH

Location of site's main water source	Off-site (>10 mn)	Total number functioning toilets	0
Liters of water per person per day	10 - 15 ltr	Separate male/female toilets	No
Main problems with drinking water	None	Separate male/female bathing areas	No

FOOD

Access to food	Yes, on site	Frequency of food distribution	Everyday
Access to market	Yes	Supplementary feeding for pregnant/lactant mothers?	No
Most common source for obtaining food	Cash	Supplementary feeding for children?	No

PROTECTION

Security provided on-site	No	GBV referral mechanism in place	No
Main security provider	None	Number of women friendly spaces	0
Most common type of security incident	None	Number of child friendly spaces	0
Most common type of GBV incident	None	Most reported problem in receiving support	None

EDUCATION

Location of nearest education facility	On-site	Number of families with source of income	0
% children going to school	None	Access to income generating activities	Yes

LIVELIHOOD
COMMUNICATION

Main source for obtaining information	Radio/news	Main topic of information requested	Situation in areas of origin
---------------------------------------	------------	-------------------------------------	------------------------------



110

Households (HH)

550

Individuals

Round 15

31 March 2017

DEMOGRAPHICS

Age/Sex	<1 year	1-5 years	6-17 years	18-59 years	>60 years	Total
Male	15	44	98	69	14	240
Female	19	74	89	123	5	310
Total	34	118	187	192	19	550

Site ID	BO_S193
Site Type	Collective Settlement/Centre
Site Classification	Spontaneous
Site Open Date	1-Jun-17
Admin 1	BORNO
Admin 2	KAGA
Admin 3	BENISHEIKH
Latitude	11.806400
Longitude	12.499890

VULNERABLE GROUPS

Pregnant Women	35	6.4%
Breastfeeding Mothers	40	7.3%
Persons with Physical Disabilities	7	1.3%
Persons with Mental Disabilities	1	0.2%
Single Female Headed Households	100	18.2%
Single Male Headed Households	40	7.3%
Older Persons	19	3.5%
Total	242	44.0%

MOBILITY

Place of Origin of Largest IDP Group	BORNO	KAGA	BENISHEIKH
Place of Origin of 2nd Largest IDP Group	BORNO	KAGA	NULL
Area of intended return for Largest IDP Group	Place of origin		
Barriers to return home for Largest IDP Group	Lack of safety		

SITE MANAGEMENT AGENCY (SMA)

Type of SMA	NULL	Agency Name	NULL
SMA Contact Name	NULL	Phone Number	NULL

SERVICES

SHELTER

% families living outside (no shelter)	<25%	Most needed NFIs	Blankets/Mats
% families living in tents	>75%	% HHs with mosquito nets	None
% families living in makeshift shelter	<25%	% HHs with access to safe cooking facilities	>75%
% families living indoors (solid walls)	None	% HHs with access to electricity	None

HEALTH

Location of health facilities/services	Off-site (<3 km)	Access to health facility/services	Yes
Health facilities/services provider	INGO	Most prevalent health problems	Malaria

WASH

Location of site's main water source	Off-site (<10 mn)	Total number functioning toilets	0
Liters of water per person per day	>15 ltr	Separate male/female toilets	No
Main problems with drinking water	None	Separate male/female bathing areas	No

FOOD

Access to food	No	Frequency of food distribution	Never
Access to market	Yes	Supplementary feeding for pregnant/lactant mothers?	No
Most common source for obtaining food	Cultivated	Supplementary feeding for children?	No

PROTECTION

Security provided on-site	No	GBV referral mechanism in place	No
Main security provider	None	Number of women friendly spaces	0
Most common type of security incident	None	Number of child friendly spaces	0
Most common type of GBV incident	None	Most reported problem in receiving support	None

EDUCATION

Location of nearest education facility	Off-site	Number of families with source of income	30
% children going to school	None	Access to income generating activities	Yes

LIVELIHOOD

COMMUNICATION

Main source for obtaining information	Local Leader	Main topic of information requested	Situation in areas of origin
---------------------------------------	--------------	-------------------------------------	------------------------------



MUNA ETHIOPIA GULUMBA CAMP

Site Profile

DTM

Nigeria



300

Households (HH)

1850

Individuals

Round 15

31 March 2017

DEMOGRAPHICS

Age/Sex	<1 year	1-5 years	6-17 years	18-59 years	>60 years	Total
Male	24	137	350	285	30	826
Female	30	169	406	369	50	1,024
Total	54	306	756	654	80	1,850

VULNERABLE GROUPS

Pregnant Women	10	0.5%
Breastfeeding Mothers	80	4.3%
Persons with Physical Disabilities	0	0.0%
Persons with Mental Disabilities	1	0.1%
Single Female Headed Households	20	1.1%
Single Male Headed Households	0	0.0%
Older Persons	80	4.3%
Total	191	10.3%

Site ID	BO_S194
Site Type	Collective Settlement/Centre
Site Classification	Spontaneous
Site Open Date	4-Mar-16
Admin 1	BORNO
Admin 2	JERE
Admin 3	DUSUMAN
Latitude	11.867170
Longitude	13.240870

MOBILITY

Place of Origin of Largest IDP Group	BORNO	BAMA	GULUMBA / JUUKURI / BATRA
Place of Origin of 2nd Largest IDP Group	BORNO	BAMA	ZANGERI/KASH KASH
Area of intended return for Largest IDP Group	Place of origin		
Barriers to return home for Largest IDP Group	Lack of safety		

SITE MANAGEMENT AGENCY (SMA)

Type of SMA	NULL	Agency Name	NULL
SMA Contact Name	NULL	Phone Number	NULL

SERVICES

SHELTER

% families living outside (no shelter)	None	Most needed NFIs	Kitchen sets
% families living in tents	>75%	% HHs with mosquito nets	<25%
% families living in makeshift shelter	<25%	% HHs with access to safe cooking facilities	<25%
% families living indoors (solid walls)	None	% HHs with access to electricity	None

HEALTH

Location of health facilities/services	Off-site (<3 km)	Access to health facility/services	Yes
Health facilities/services provider	NGO	Most prevalent health problems	Malaria

WASH

Location of site's main water source	Off-site (<10 mn)	Total number functioning toilets	20
Liters of water per person per day	5 - 10 ltr	Separate male/female toilets	Yes
Main problems with drinking water	None	Separate male/female bathing areas	Yes

FOOD

Access to food	Yes, on site	Frequency of food distribution	Once a month
Access to market	Yes	Supplementary feeding for pregnant/lactant mothers?	Yes
Most common source for obtaining food	Distribution	Supplementary feeding for children?	Yes

PROTECTION

Security provided on-site	Yes	GBV referral mechanism in place	No
Main security provider	Self organized	Number of women friendly spaces	0
Most common type of security incident	None	Number of child friendly spaces	0
Most common type of GBV incident	None	Most reported problem in receiving support	None

EDUCATION

Location of nearest education facility	Off-site	Number of families with source of income	200
% children going to school	<75%	Access to income generating activities	Yes

LIVELIHOOD

COMMUNICATION

Main source for obtaining information	Radio/news	Main topic of information requested	Situation in areas of origin
---------------------------------------	------------	-------------------------------------	------------------------------


40

Households (HH)

240

Individuals

Round 15

31 March 2017

DEMOGRAPHICS

Age/Sex	<1 year	1-5 years	6-17 years	18-59 years	>60 years	Total
Male	13	42	49	32	4	140
Female	6	18	35	35	6	100
Total	19	60	84	67	10	240

VULNERABLE GROUPS

Pregnant Women	5	2.1%
Breastfeeding Mothers	19	7.9%
Persons with Physical Disabilities	3	1.3%
Persons with Mental Disabilities	0	0.0%
Single Female Headed Households	10	4.2%
Single Male Headed Households	0	0.0%
Older Persons	10	4.2%
Total	47	19.6%

Site ID	BO_S195
Site Type	Collective Settlement/Centre
Site Classification	Spontaneous
Site Open Date	4-Apr-16
Admin 1	BORNO
Admin 2	JERE
Admin 3	DUSUMAN
Latitude	11.240900
Longitude	13.869400

MOBILITY

Place of Origin of Largest IDP Group	BORNO	MAFA	MA'AFA
Place of Origin of 2nd Largest IDP Group	BORNO	MARTE	ALA
Area of intended return for Largest IDP Group	Place of origin		
Barriers to return home for Largest IDP Group	Lack of safety		

SITE MANAGEMENT AGENCY (SMA)

Type of SMA	NULL	Agency Name	NULL
SMA Contact Name	NULL	Phone Number	NULL

SERVICES
SHELTER

% families living outside (no shelter)	None	Most needed NFIs	Blankets/Mats
% families living in tents	>75%	% HHs with mosquito nets	<25%
% families living in makeshift shelter	<25%	% HHs with access to safe cooking facilities	<25%
% families living indoors (solid walls)	None	% HHs with access to electricity	None

HEALTH

Location of health facilities/services	Off-site (<3 km)	Access to health facility/services	Yes
Health facilities/services provider	NGO	Most prevalent health problems	Malaria

WASH

Location of site's main water source	Off-site (<10 mn)	Total number functioning toilets	5
Liters of water per person per day	5 - 10 ltr	Separate male/female toilets	Yes
Main problems with drinking water	None	Separate male/female bathing areas	No

FOOD

Access to food	Yes, off site	Frequency of food distribution	Irregular
Access to market	Yes	Supplementary feeding for pregnant/lactant mothers?	No
Most common source for obtaining food	Cash	Supplementary feeding for children?	No

PROTECTION

Security provided on-site	Yes	GBV referral mechanism in place	No
Main security provider	Self organized	Number of women friendly spaces	0
Most common type of security incident	None	Number of child friendly spaces	0
Most common type of GBV incident	None	Most reported problem in receiving support	None

EDUCATION

Location of nearest education facility	On-site	Number of families with source of income	30
% children going to school	<50%	Access to income generating activities	Yes

LIVELIHOOD
COMMUNICATION

Main source for obtaining information	Local Leader	Main topic of information requested	Safety and Security
---------------------------------------	--------------	-------------------------------------	---------------------


595

Households (HH)

3570

Individuals

Round 15

31 March 2017

Site ID	BO_S196
Site Type	Collective Settlement/Centre
Site Classification	Spontaneous
Site Open Date	03-Mar-16
Admin 1	BORNO
Admin 2	JERE
Admin 3	DUSUMAN
Latitude	11.877290
Longitude	13.278100

DEMOGRAPHICS

Age/Sex	<1 year	1-5 years	6-17 years	18-59 years	>60 years	Total
Male	65	358	497	594	96	1,610
Female	75	432	609	726	118	1,960
Total	140	790	1,106	1,320	214	3,570

VULNERABLE GROUPS

Pregnant Women	80	2.2%
Breastfeeding Mothers	160	4.5%
Persons with Physical Disabilities	10	0.3%
Persons with Mental Disabilities	4	0.1%
Single Female Headed Households	85	2.4%
Single Male Headed Households	5	0.1%
Older Persons	214	6.0%
Total	558	15.6%

MOBILITY

Place of Origin of Largest IDP Group	BORNO	MAFA	MUJIGINE
Place of Origin of 2nd Largest IDP Group	BORNO	MAFA	ABBARI
Area of intended return for Largest IDP Group	Place of origin		
Barriers to return home for Largest IDP Group	House damaged/destroyed		

SITE MANAGEMENT AGENCY (SMA)

Type of SMA	Government	Agency Name	SEMA
SMA Contact Name	SEMA	Phone Number	NULL

SERVICES
SHELTER

% families living outside (no shelter)	None	Most needed NFIs	Plastic sheeting
% families living in tents	None	% HHs with mosquito nets	<75%
% families living in makeshift shelter	>75%	% HHs with access to safe cooking facilities	<50%
% families living indoors (solid walls)	<25%	% HHs with access to electricity	None

HEALTH

Location of health facilities/services	Off-site (<3 km)	Access to health facility/services	Yes
Health facilities/services provider	INGO	Most prevalent health problems	Cough

WASH

Location of site's main water source	On-site (<10 mn)	Total number functioning toilets	52
Liters of water per person per day	10 - 15 ltr	Separate male/female toilets	No
Main problems with drinking water	None	Separate male/female bathing areas	No

FOOD

Access to food	Yes, off site	Frequency of food distribution	Once a month
Access to market	Yes	Supplementary feeding for pregnant/lactant mothers?	No
Most common source for obtaining food	Distribution	Supplementary feeding for children?	No

PROTECTION

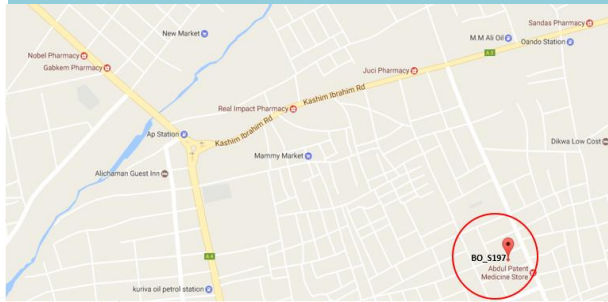
Security provided on-site	Yes	GBV referral mechanism in place	No
Main security provider	Self organized	Number of women friendly spaces	0
Most common type of security incident	None	Number of child friendly spaces	0
Most common type of GBV incident	None	Most reported problem in receiving support	Fighting between recipients at distribution points

EDUCATION

Location of nearest education facility	Off-site	Number of families with source of income	0
% children going to school	<75%	Access to income generating activities	Yes

LIVELIHOOD
COMMUNICATION

Main source for obtaining information	Local Leader	Main topic of information requested	Distribution
---------------------------------------	--------------	-------------------------------------	--------------



30
Households (HH)

150
Individuals

Round 15
31 March 2017

DEMOGRAPHICS

Age/Sex	<1 year	1-5 years	6-17 years	18-59 years	>60 years	Total
Male	4	16	27	25	7	79
Female	5	20	25	13	8	71
Total	9	36	52	38	15	150

Site ID	BO_S197
Site Type	Collective Settlement/Centre
Site Classification	Spontaneous
Site Open Date	1-Jan-15
Admin 1	BORNO
Admin 2	JERE
Admin 3	MASHAMARI
Latitude	11.844110
Longitude	13.186110

VULNERABLE GROUPS

Pregnant Women	2	1.3%
Breastfeeding Mothers	10	6.7%
Persons with Physical Disabilities	1	0.7%
Persons with Mental Disabilities	0	0.0%
Single Female Headed Households	3	2.0%
Single Male Headed Households	0	0.0%
Older Persons	15	10.0%
Total	31	20.7%

MOBILITY

Place of Origin of Largest IDP Group	BORNO	MAFA	LOSKURI
Place of Origin of 2nd Largest IDP Group	BORNO	MARTE	MARTE
Area of intended return for Largest IDP Group	Place of origin		
Barriers to return home for Largest IDP Group	Lack of safety		

SITE MANAGEMENT AGENCY (SMA)

Type of SMA	NULL	Agency Name	NULL
SMA Contact Name	NULL	Phone Number	NULL

SERVICES

SHELTER

% families living outside (no shelter)	<25%	Most needed NFIs	Blankets/Mats
% families living in tents	None	% HHs with mosquito nets	<25%
% families living in makeshift shelter	<75%	% HHs with access to safe cooking facilities	<25%
% families living indoors (solid walls)	None	% HHs with access to electricity	None

HEALTH

Location of health facilities/services	Off-site (<3 km)	Access to health facility/services	Yes
Health facilities/services provider	Government	Most prevalent health problems	Malaria

WASH

Location of site's main water source	Off-site (>10 mn)	Total number functioning toilets	2
Liters of water per person per day	10 - 15 ltr	Separate male/female toilets	No
Main problems with drinking water	None	Separate male/female bathing areas	No

FOOD

Access to food	Yes, off site	Frequency of food distribution	Irregular
Access to market	Yes	Supplementary feeding for pregnant/lactant mothers?	No
Most common source for obtaining food	Cash	Supplementary feeding for children?	No

PROTECTION

Security provided on-site	No	GBV referral mechanism in place	No
Main security provider	None	Number of women friendly spaces	0
Most common type of security incident	None	Number of child friendly spaces	0
Most common type of GBV incident	None	Most reported problem in receiving support	None

EDUCATION

Location of nearest education facility	On-site	Number of families with source of income	20
% children going to school	<50%	Access to income generating activities	Yes

LIVELIHOOD

COMMUNICATION

Main source for obtaining information	Radio/news	Main topic of information requested	Safety and Security
---------------------------------------	------------	-------------------------------------	---------------------

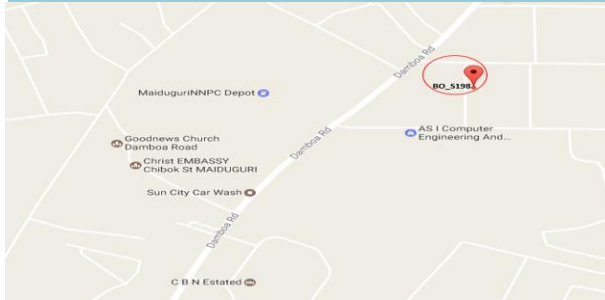


MUSINE

Site Profile

DTM

Nigeria



31

Households (HH)

153

Individuals

Round 15

31 March 2017

DEMOGRAPHICS

Age/Sex	<1 year	1-5 years	6-17 years	18-59 years	>60 years	Total
Male	8	8	28	17	12	73
Female	10	9	31	19	11	80
Total	18	17	59	36	23	153

Site ID	BO_S198
Site Type	Camp
Site Classification	Pre Identified/For Relocation
Site Open Date	NULL
Admin 1	BORNO
Admin 2	MAIDUGURI M. C.
Admin 3	MAISANDARI
Latitude	11.801623
Longitude	13.134896

VULNERABLE GROUPS

Pregnant Women	12	7.8%
Breastfeeding Mothers	20	13.1%
Persons with Physical Disabilities	1	0.7%
Persons with Mental Disabilities	0	0.0%
Single Female Headed Households	16	10.5%
Single Male Headed Households	0	0.0%
Older Persons	23	15.0%
Total	72	47.1%

MOBILITY

Place of Origin of Largest IDP Group	BORNO	BAMA	SHEHURI / HAUSARI / MAIRI
Place of Origin of 2nd Largest IDP Group	BORNO	DAMBOA	NULL
Area of intended return for Largest IDP Group	Place of origin		
Barriers to return home for Largest IDP Group	Lack of safety		

SITE MANAGEMENT AGENCY (SMA)

Type of SMA	NULL	Agency Name	NULL
SMA Contact Name	NULL	Phone Number	NULL

SERVICES

SHELTER

% families living outside (no shelter)	None	Most needed NFIs	Kitchen sets
% families living in tents	None	% HHs with mosquito nets	<50%
% families living in makeshift shelter	>75%	% HHs with access to safe cooking facilities	<75%
% families living indoors (solid walls)	None	% HHs with access to electricity	None

HEALTH

Location of health facilities/services	On-site (<3 km)	Access to health facility/services	Yes
Health facilities/services provider	INGO	Most prevalent health problems	Malaria

WASH

Location of site's main water source	Off-site (<10 mn)	Total number functioning toilets	8
Liters of water per person per day	>15 ltr	Separate male/female toilets	No
Main problems with drinking water	None	Separate male/female bathing areas	No

FOOD

Access to food	Yes, on site	Frequency of food distribution	Irregular
Access to market	No	Supplementary feeding for pregnant/lactant mothers?	No
Most common source for obtaining food	Distribution	Supplementary feeding for children?	Yes

PROTECTION

Security provided on-site	Yes	GBV referral mechanism in place	No
Main security provider	Self organized	Number of women friendly spaces	0
Most common type of security incident	None	Number of child friendly spaces	0
Most common type of GBV incident	None	Most reported problem in receiving support	Not enough assistance for all entitled

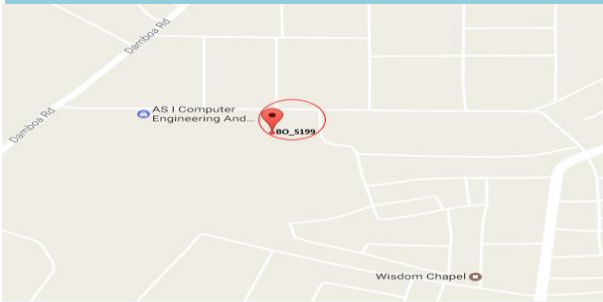
EDUCATION

Location of nearest education facility	Off-site	Number of families with source of income	25
% children going to school	<75%	Access to income generating activities	Yes

LIVELIHOOD

COMMUNICATION

Main source for obtaining information	Radio/news	Main topic of information requested	Safety and Security
---------------------------------------	------------	-------------------------------------	---------------------



52
Households (HH)

241
Individuals

Round 15
31 March 2017

DEMOGRAPHICS

Age/Sex	<1 year	1-5 years	6-17 years	18-59 years	>60 years	Total
Male	3	22	48	24	12	109
Female	5	23	59	29	16	132
Total	8	45	107	53	28	241

Site ID	BO_S199
Site Type	Camp
Site Classification	Pre Identified/For Relocation
Site Open Date	NULL
Admin 1	BORNO
Admin 2	MAIDUGURI M. C.
Admin 3	MAISANDARI
Latitude	11.799295
Longitude	13.136160

VULNERABLE GROUPS

Pregnant Women	8	3.3%
Breastfeeding Mothers	10	4.1%
Persons with Physical Disabilities	2	0.8%
Persons with Mental Disabilities	0	0.0%
Single Female Headed Households	14	5.8%
Single Male Headed Households	2	0.8%
Older Persons	28	11.6%
Total	64	26.6%

MOBILITY

Place of Origin of Largest IDP Group	BORNO	KONDUGA	NYALERI/SANDIA/YEJIWA
Place of Origin of 2nd Largest IDP Group	BORNO	DAMBOA	KAFA / MAFI
Area of intended return for Largest IDP Group	Place of origin		
Barriers to return home for Largest IDP Group	Lack of safety		

SITE MANAGEMENT AGENCY (SMA)

Type of SMA	NULL	Agency Name	NULL
SMA Contact Name	NULL	Phone Number	NULL

SERVICES

SHELTER

% families living outside (no shelter)	None	Most needed NFIs	Blankets/Mats
% families living in tents	<25%	% HHs with mosquito nets	<75%
% families living in makeshift shelter	>75%	% HHs with access to safe cooking facilities	<75%
% families living indoors (solid walls)	<25%	% HHs with access to electricity	<50%

HEALTH

Location of health facilities/services	On-site (<3 km)	Access to health facility/services	Yes
Health facilities/services provider	INGO	Most prevalent health problems	Fever

WASH

Location of site's main water source	Off-site (<10 mn)	Total number functioning toilets	3
Liters of water per person per day	>15 ltr	Separate male/female toilets	No
Main problems with drinking water	None	Separate male/female bathing areas	Yes

FOOD

Access to food	Yes, on site	Frequency of food distribution	Irregular
Access to market	No	Supplementary feeding for pregnant/lactant mothers?	No
Most common source for obtaining food	Distribution	Supplementary feeding for children?	No

PROTECTION

Security provided on-site	Yes	GBV referral mechanism in place	No
Main security provider	Self organized	Number of women friendly spaces	0
Most common type of security incident	None	Number of child friendly spaces	0
Most common type of GBV incident	None	Most reported problem in receiving support	Not enough assistance for all entitled

EDUCATION

Location of nearest education facility	Off-site	Number of families with source of income	47
% children going to school	<50%	Access to income generating activities	Yes

COMMUNICATION

Main source for obtaining information	Families/Friends	Main topic of information requested	Safety and Security
---------------------------------------	------------------	-------------------------------------	---------------------


57

Households (HH)

302

Individuals

Round 15

31 March 2017

DEMOGRAPHICS

Age/Sex	<1 year	1-5 years	6-17 years	18-59 years	>60 years	Total
Male	8	28	37	44	22	139
Female	12	33	48	55	15	163
Total	20	61	85	99	37	302

Site ID	BO_S200
Site Type	Collective Settlement/Centre
Site Classification	Spontaneous
Site Open Date	NULL
Admin 1	BORNO
Admin 2	KONDUGA
Admin 3	DALORI / WANORI
Latitude	11.780660
Longitude	13.214560

VULNERABLE GROUPS

Pregnant Women	10	3.3%
Breastfeeding Mothers	25	8.3%
Persons with Physical Disabilities	14	4.6%
Persons with Mental Disabilities	0	0.0%
Single Female Headed Households	11	3.6%
Single Male Headed Households	4	1.3%
Older Persons	37	12.3%
Total	101	33.4%

MOBILITY

Place of Origin of Largest IDP Group	BORNO	BAMA	NULL
Place of Origin of 2nd Largest IDP Group	NULL	NULL	NULL
Area of intended return for Largest IDP Group	Place of origin		
Barriers to return home for Largest IDP Group	Lack of safety		

SITE MANAGEMENT AGENCY (SMA)

Type of SMA	NULL	Agency Name	NULL
SMA Contact Name	NULL	Phone Number	NULL

SERVICES
SHELTER

% families living outside (no shelter)	None	Most needed NFIs	Kitchen sets
% families living in tents	None	% HHs with mosquito nets	<25%
% families living in makeshift shelter	>75%	% HHs with access to safe cooking facilities	<25%
% families living indoors (solid walls)	None	% HHs with access to electricity	None

HEALTH

Location of health facilities/services	None	Access to health facility/services	No
Health facilities/services provider	None	Most prevalent health problems	Malaria

WASH

Location of site's main water source	Off-site (<10 mn)	Total number functioning toilets	0
Liters of water per person per day	10 - 15 ltr	Separate male/female toilets	No
Main problems with drinking water	None	Separate male/female bathing areas	No

FOOD

Access to food	No	Frequency of food distribution	Never
Access to market	Yes	Supplementary feeding for pregnant/lactant mothers?	No
Most common source for obtaining food	Cultivated	Supplementary feeding for children?	No

PROTECTION

Security provided on-site	Yes	GBV referral mechanism in place	No
Main security provider	Self organized	Number of women friendly spaces	0
Most common type of security incident	None	Number of child friendly spaces	0
Most common type of GBV incident	None	Most reported problem in receiving support	None

EDUCATION

Location of nearest education facility	Off-site	Number of families with source of income	0
% children going to school	None	Access to income generating activities	Yes

LIVELIHOOD
COMMUNICATION

Main source for obtaining information	Families/Friends	Main topic of information requested	Situation in areas of origin
---------------------------------------	------------------	-------------------------------------	------------------------------


84

Households (HH)

445

Individuals

Round 15

31 March 2017

DEMOGRAPHICS

Age/Sex	<1 year	1-5 years	6-17 years	18-59 years	>60 years	Total
Male	10	42	59	68	20	199
Female	15	52	72	84	23	246
Total	25	94	131	152	43	445

Site ID	BO_S201
Site Type	Collective Settlement/Centre
Site Classification	Spontaneous
Site Open Date	10-Nov-16
Admin 1	BORNO
Admin 2	KONDUGA
Admin 3	DALORI / WANORI
Latitude	11.748000
Longitude	13.263390

VULNERABLE GROUPS

Pregnant Women	20	4.5%
Breastfeeding Mothers	30	6.7%
Persons with Physical Disabilities	9	2.0%
Persons with Mental Disabilities	0	0.0%
Single Female Headed Households	13	2.9%
Single Male Headed Households	5	1.1%
Older Persons	43	9.7%
Total	120	27.0%

MOBILITY

Place of Origin of Largest IDP Group	BORNO	JERE	ALAU
Place of Origin of 2nd Largest IDP Group	BORNO	KONDUGA	NULL
Area of intended return for Largest IDP Group	Place of origin		
Barriers to return home for Largest IDP Group	Lack of safety		

SITE MANAGEMENT AGENCY (SMA)

Type of SMA	NULL	Agency Name	NULL
SMA Contact Name	NULL	Phone Number	NULL

SERVICES
SHELTER

% families living outside (no shelter)	None	Most needed NFIs	Kitchen sets
% families living in tents	None	% HHs with mosquito nets	<25%
% families living in makeshift shelter	>75%	% HHs with access to safe cooking facilities	<25%
% families living indoors (solid walls)	None	% HHs with access to electricity	None

HEALTH

Location of health facilities/services	On-site (<3 km)	Access to health facility/services	Yes
Health facilities/services provider	INGO	Most prevalent health problems	Malaria

WASH

Location of site's main water source	Off-site (<10 mn)	Total number functioning toilets	0
Liters of water per person per day	10 - 15 ltr	Separate male/female toilets	No
Main problems with drinking water	None	Separate male/female bathing areas	No

FOOD

Access to food	Yes, on site	Frequency of food distribution	Irregular
Access to market	Yes	Supplementary feeding for pregnant/lactant mothers?	Yes
Most common source for obtaining food	Cash	Supplementary feeding for children?	Yes

PROTECTION

Security provided on-site	Yes	GBV referral mechanism in place	No
Main security provider	Self organized	Number of women friendly spaces	0
Most common type of security incident	None	Number of child friendly spaces	0
Most common type of GBV incident	None	Most reported problem in receiving support	None

EDUCATION

Location of nearest education facility	Off-site	Number of families with source of income	0
% children going to school	None	Access to income generating activities	No

LIVELIHOOD
COMMUNICATION

Main source for obtaining information	Families/Friends	Main topic of information requested	Situation in areas of origin
---------------------------------------	------------------	-------------------------------------	------------------------------


121

Households (HH)

627

Individuals

Round 15

31 March 2017

DEMOGRAPHICS

Age/Sex	<1 year	1-5 years	6-17 years	18-59 years	>60 years	Total
Male	20	55	65	94	29	263
Female	27	75	117	115	30	364
Total	47	130	182	209	59	627

Site ID	BO_S202
Site Type	Collective Settlement/Centre
Site Classification	Spontaneous
Site Open Date	NULL
Admin 1	BORNO
Admin 2	KONDUGA
Admin 3	DALORI / WANORI
Latitude	11.749040
Longitude	13.259890

VULNERABLE GROUPS

Pregnant Women	30	4.8%
Breastfeeding Mothers	63	10.0%
Persons with Physical Disabilities	4	0.6%
Persons with Mental Disabilities	0	0.0%
Single Female Headed Households	13	2.1%
Single Male Headed Households	4	0.6%
Older Persons	59	9.4%
Total	173	27.6%

MOBILITY

Place of Origin of Largest IDP Group	BORNO	JERE	ALAU
Place of Origin of 2nd Largest IDP Group	NULL	NULL	NULL
Area of intended return for Largest IDP Group	Place of origin		
Barriers to return home for Largest IDP Group	Lack of safety		

SITE MANAGEMENT AGENCY (SMA)

Type of SMA	NULL	Agency Name	NULL
SMA Contact Name	NULL	Phone Number	NULL

SERVICES
SHELTER

% families living outside (no shelter)	None	Most needed NFIs	Kitchen sets
% families living in tents	None	% HHs with mosquito nets	<25%
% families living in makeshift shelter	>75%	% HHs with access to safe cooking facilities	<25%
% families living indoors (solid walls)	None	% HHs with access to electricity	None

HEALTH

Location of health facilities/services	On-site (<3 km)	Access to health facility/services	Yes
Health facilities/services provider	INGO	Most prevalent health problems	Fever

WASH

Location of site's main water source	Off-site (<10 mn)	Total number functioning toilets	0
Liters of water per person per day	10 - 15 ltr	Separate male/female toilets	No
Main problems with drinking water	Suspended solids	Separate male/female bathing areas	No

FOOD

Access to food	Yes, on site	Frequency of food distribution	Irregular
Access to market	Yes	Supplementary feeding for pregnant/lactant mothers?	Yes
Most common source for obtaining food	Cash	Supplementary feeding for children?	No

PROTECTION

Security provided on-site	Yes	GBV referral mechanism in place	No
Main security provider	Self organized	Number of women friendly spaces	0
Most common type of security incident	None	Number of child friendly spaces	0
Most common type of GBV incident	None	Most reported problem in receiving support	None

EDUCATION

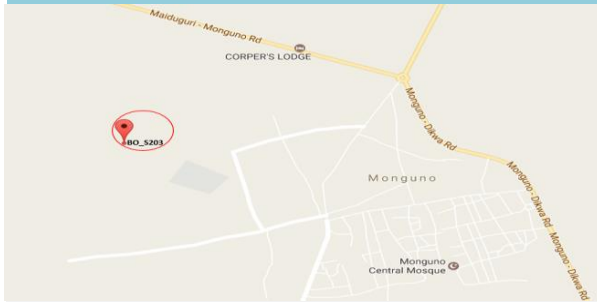
Location of nearest education facility	None
% children going to school	None

LIVELIHOOD

Number of families with source of income	20
Access to income generating activities	Yes

COMMUNICATION

Main source for obtaining information	Families/Friends	Main topic of information requested	Situation in areas of origin
---------------------------------------	------------------	-------------------------------------	------------------------------



108
Households (HH)

572
Individuals

Round 15
31 March 2017

DEMOGRAPHICS

Age/Sex	<1 year	1-5 years	6-17 years	18-59 years	>60 years	Total
Male	10	52	75	95	16	248
Female	13	73	102	118	18	324
Total	23	125	177	213	34	572

VULNERABLE GROUPS

Pregnant Women	30	5.2%
Breastfeeding Mothers	27	4.7%
Persons with Physical Disabilities	9	1.6%
Persons with Mental Disabilities	0	0.0%
Single Female Headed Households	15	2.6%
Single Male Headed Households	7	1.2%
Older Persons	34	5.9%
Total	122	21.3%

Site ID	BO_S203
Site Type	Collective Settlement/Centre
Site Classification	Planned
Site Open Date	NULL
Admin 1	BORNO
Admin 2	MONGUNO
Admin 3	MONGUNO
Latitude	12.675350
Longitude	13.601720

MOBILITY

Place of Origin of Largest IDP Group	BORNO	KUKAWA	DORO / DUGURI
Place of Origin of 2nd Largest IDP Group	BORNO	MARTE	KIRENOWA
Area of intended return for Largest IDP Group	Place of origin		
Barriers to return home for Largest IDP Group	Lack of safety		

SITE MANAGEMENT AGENCY (SMA)

Type of SMA	NULL	Agency Name	NULL
SMA Contact Name	NULL	Phone Number	NULL

SERVICES

SHELTER

% families living outside (no shelter)	None	Most needed NFIs	Kitchen sets
% families living in tents	>75%	% HHs with mosquito nets	<25%
% families living in makeshift shelter	None	% HHs with access to safe cooking facilities	<25%
% families living indoors (solid walls)	None	% HHs with access to electricity	None

HEALTH

Location of health facilities/services	On-site (<3 km)	Access to health facility/services	Yes
Health facilities/services provider	INGO	Most prevalent health problems	Malaria

WASH

Location of site's main water source	Off-site (>10 mn)	Total number functioning toilets	0
Liters of water per person per day	10 - 15 ltr	Separate male/female toilets	No
Main problems with drinking water	None	Separate male/female bathing areas	No

FOOD

Access to food	Yes, on site	Frequency of food distribution	Irregular
Access to market	Yes	Supplementary feeding for pregnant/lactant mothers?	No
Most common source for obtaining food	Distribution	Supplementary feeding for children?	Yes

PROTECTION

Security provided on-site	Yes	GBV referral mechanism in place	No
Main security provider	Self organized	Number of women friendly spaces	0
Most common type of security incident	None	Number of child friendly spaces	0
Most common type of GBV incident	None	Most reported problem in receiving support	None

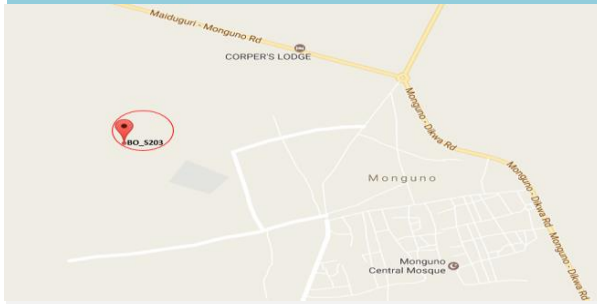
EDUCATION

Location of nearest education facility	Off-site	Number of families with source of income	10
% children going to school	<25%	Access to income generating activities	Yes

LIVELIHOOD

COMMUNICATION

Main source for obtaining information	Local Leader	Main topic of information requested	Safety and Security
---------------------------------------	--------------	-------------------------------------	---------------------



117
Households (HH)

700
Individuals

Round 15
31 March 2017

DEMOGRAPHICS

Age/Sex	<1 year	1-5 years	6-17 years	18-59 years	>60 years	Total
Male	46	67	72	167	14	366
Female	17	73	89	155	0	334
Total	63	140	161	322	14	700

VULNERABLE GROUPS

Pregnant Women	15	2.1%
Breastfeeding Mothers	88	12.6%
Persons with Physical Disabilities	5	0.7%
Persons with Mental Disabilities	1	0.1%
Single Female Headed Households	17	2.4%
Single Male Headed Households	8	1.1%
Older Persons	14	2.0%
Total	148	21.1%

Site ID	BO_S204
Site Type	Collective Settlement/Centre
Site Classification	Spontaneous
Site Open Date	12-Dec-16
Admin 1	BORNO
Admin 2	MAFA
Admin 3	MAFA
Latitude	11.552100
Longitude	13.354810

MOBILITY

Place of Origin of Largest IDP Group	BORNO	MAFA	MA'AFA
Place of Origin of 2nd Largest IDP Group	BORNO	MAFA	GAWA
Area of intended return for Largest IDP Group	Place of origin		
Barriers to return home for Largest IDP Group	House damaged/destroyed		

SITE MANAGEMENT AGENCY (SMA)

Type of SMA	Local NGO	Agency Name	DANISH
SMA Contact Name	DANISH	Phone Number	8050531219

SERVICES

SHELTER

% families living outside (no shelter)	<25%	Most needed NFIs	Blankets/Mats
% families living in tents	<25%	% HHs with mosquito nets	<25%
% families living in makeshift shelter	<50%	% HHs with access to safe cooking facilities	None
% families living indoors (solid walls)	<75%	% HHs with access to electricity	None

HEALTH

Location of health facilities/services	Off-site (<3 km)	Access to health facility/services	Yes
Health facilities/services provider	NGO	Most prevalent health problems	Malaria

WASH

Location of site's main water source	On-site (<10 mn)	Total number functioning toilets	11
Liters of water per person per day	>15 ltr	Separate male/female toilets	Yes
Main problems with drinking water	Taste	Separate male/female bathing areas	No

FOOD

Access to food	Yes, off site	Frequency of food distribution	Once a month
Access to market	No	Supplementary feeding for pregnant/lactant mothers?	No
Most common source for obtaining food	Host community donation	Supplementary feeding for children?	Yes

PROTECTION

Security provided on-site	Yes	GBV referral mechanism in place	Yes
Main security provider	Self organized	Number of women friendly spaces	0
Most common type of security incident	Friction among site residents	Number of child friendly spaces	0
Most common type of GBV incident	Sexual abuse	Most reported problem in receiving support	People need to bribe for assistance

EDUCATION

Location of nearest education facility	On-site	Number of families with source of income	0
% children going to school	<25%	Access to income generating activities	No

LIVELIHOOD

COMMUNICATION

Main source for obtaining information	Local Leader	Main topic of information requested	Safety and Security
---------------------------------------	--------------	-------------------------------------	---------------------



758

Households (HH)

4227

Individuals

Round 15

31 March 2017

Site ID	BO_S205
Site Type	Collective Settlement/Centre
Site Classification	Spontaneous
Site Open Date	NULL
Admin 1	BORNO
Admin 2	DIKWA
Admin 3	DIKWA
Latitude	12.031240
Longitude	13.920955

DEMOGRAPHICS

Age/Sex	<1 year	1-5 years	6-17 years	18-59 years	>60 years	Total
Male	38	678	537	506	178	1,937
Female	52	599	813	720	106	2,290
Total	90	1,277	1,350	1,226	284	4,227

VULNERABLE GROUPS

Pregnant Women	230	5.4%
Breastfeeding Mothers	598	14.1%
Persons with Physical Disabilities	19	0.4%
Persons with Mental Disabilities	8	0.2%
Single Female Headed Households	408	9.7%
Single Male Headed Households	300	7.1%
Older Persons	284	6.7%
Total	1847	43.7%

MOBILITY

Place of Origin of Largest IDP Group	BORNO	DIKWA	MALLAM MAJA
Place of Origin of 2nd Largest IDP Group	BORNO	DIKWA	BOBOSHE
Area of intended return for Largest IDP Group	Place of origin		
Barriers to return home for Largest IDP Group	Lack of safety		

SITE MANAGEMENT AGENCY (SMA)

Type of SMA	NULL	Agency Name	NULL
SMA Contact Name	NULL	Phone Number	NULL

SERVICES

SHELTER

% families living outside (no shelter)	<25%	Most needed NFIs	Blankets/Mats
% families living in tents	<25%	% HHs with mosquito nets	<25%
% families living in makeshift shelter	<50%	% HHs with access to safe cooking facilities	<25%
% families living indoors (solid walls)	<25%	% HHs with access to electricity	None

HEALTH

Location of health facilities/services	Off-site (<3 km)	Access to health facility/services	Yes
Health facilities/services provider	NGO	Most prevalent health problems	Fever

WASH

Location of site's main water source	On-site (<10 mn)	Total number functioning toilets	0
Liters of water per person per day	10 - 15 ltr	Separate male/female toilets	No
Main problems with drinking water	None	Separate male/female bathing areas	No

FOOD

Access to food	Yes, off site	Frequency of food distribution	Once a month
Access to market	No	Supplementary feeding for pregnant/lactant mothers?	No
Most common source for obtaining food	Distribution	Supplementary feeding for children?	Yes

PROTECTION

Security provided on-site	Yes	GBV referral mechanism in place	Yes
Main security provider	Military	Number of women friendly spaces	0
Most common type of security incident	Friction with host community	Number of child friendly spaces	0
Most common type of GBV incident	Domestic violence	Most reported problem in receiving support	Not enough assistance for all entitled

EDUCATION

Location of nearest education facility	Off-site	Number of families with source of income	325
% children going to school	<75%	Access to income generating activities	Yes

LIVELIHOOD

COMMUNICATION

Main source for obtaining information	Families/Friends	Main topic of information requested	Access to services
---------------------------------------	------------------	-------------------------------------	--------------------