



International Organization for Migration (IOM)
The UN Migration Agency



ZIMBABWE
RETURN INTENTION SURVEY
JULY 2021

Contents

Overview	2
Methodology	2
Map Of Chimanimani District And Idps Assessed By Ward	3
Current Livelihoods.....	3
Shelter	3
Food, Water And Education	4
Wash And Health.....	4
Intentions	5
Vulnerabilities.....	5
Support Received	5
Assistance Received.....	6
Impact Of Distribution.....	7
Map Of Chipinge District And Idps Assessed By Ward	8
Shelter	8
Current Livelihoods.....	8
Food, Water And Education	9
Wash And Health.....	9
Support Received	10
Intentions	10
Vulnerabilities.....	10
Assistance Received.....	11
Impact Of Distribution.....	12
Communication On Distribution	12
Protection	12
Conclusion And Recommendations	13

Overview

From the 28th of July to the 1st of August 2021, IOM, in partnership and close coordination with the Government of Zimbabwe, conducted DTM Return Intention Assessments and Post Distribution Monitoring (PDM) surveys of the transitional shelter materials distributed in six of the wards in Chimanimani and four wards in Chipinge districts of Manicaland province in Zimbabwe. This exercise collected data from a total of 407 Internally Displaced Person (IDP) households (HH) in the two districts combined. The following report is an analysis of the data gathered from the assessment, covering household profiles, intentions, and livelihood situations. The main objective of the survey was to have an overview of the intentions and living conditions of the population residing in these affected areas to support recovery and reintegration efforts. It was also to understand their views on the shelter assistance that they received.

Methodology

An electronic questionnaire was used to collect the data and simple random sampling was used as the sample selection method for the respondents. Analysis of the data has been done using descriptive statistics and visualisation techniques. While our approach was in-person administration of questionnaires, a few respondents could not be reached in person as they were not present at their homesteads. However, the results of the study cannot be generalized to a larger population and are indicative of trends and patterns only as the sample is not representative of the entire IDP population in the two districts.

Highlights



407 households assessed



212 IDP households live in pole and dagga households



382 IDP households do not intend to relocate



390 IDP households own the land they reside on



241 IDP households intend to start poultry projects

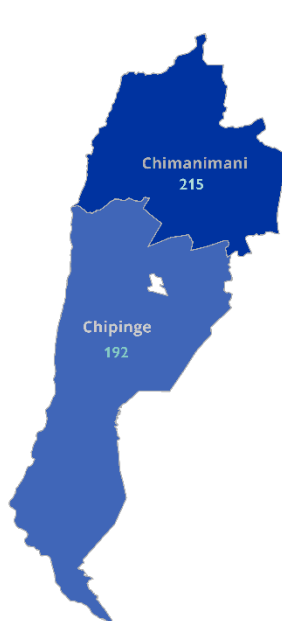


166 IDP households have no access to agricultural inputs



30 IDP households have no access to safe drinking water

MAP OF THE ASSESSED DISTRICTS IN MANICALAND PROVINCE



2 Districts, 10 Wards assessed

407 Households assessed

Respondents

60% males

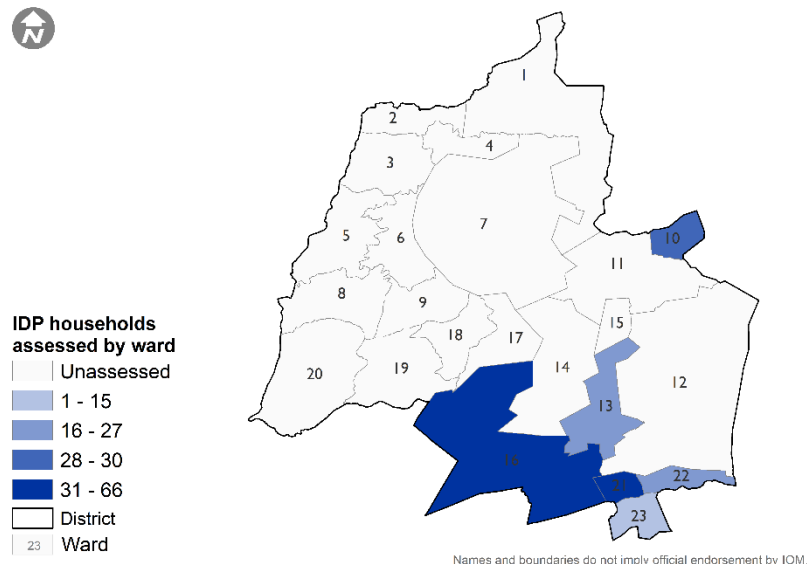
40% females

Households assessed (by district)

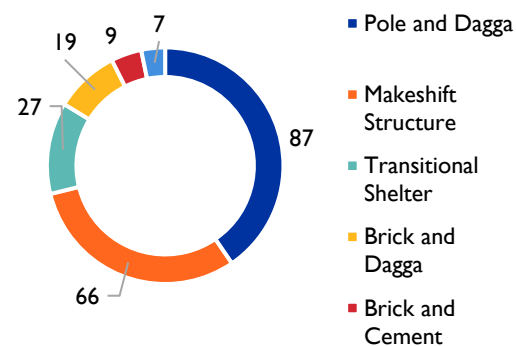


This map is for illustration purposes only. Names and boundaries do not imply official endorsement or acceptance by IOM.

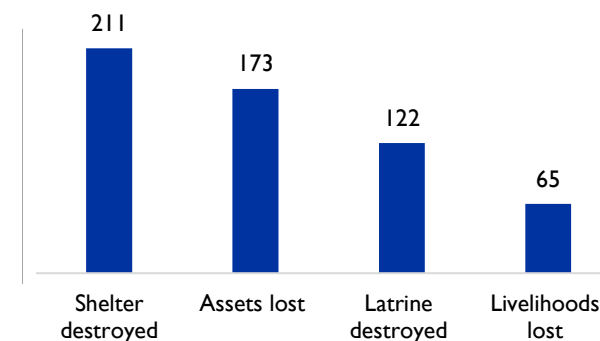
Map of Chimanimani district and IDPs assessed by ward



Type of Shelter



Damages caused by cyclone



A sum of six HH indicated that they are currently living with household members that are visually impaired whilst 12 responded that one or more of their household family members are physically disabled. Eight HH heads reported that they reside with a family member with a mental health condition and one live with a family member that has hearing difficulties.

SHELTER



In Chimanimani district, 215 HH were assessed and 206 HH confirmed that they owned the land that they reside on. A total of 137 HH reported that their sleeping arrangements were affected by cyclone IDAI. A sum of eight HH indicated that they intend to relocate.

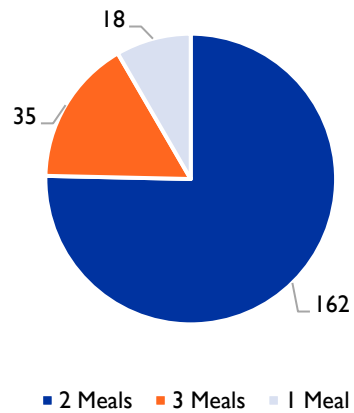
CURRENT LIVELIHOODS



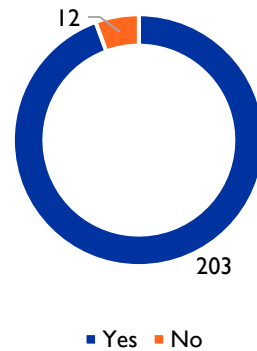
Many of the HHs rely on seasonal farming as a source of livelihood. A total of 133 HH indicated that they do not have reliable family support. Only six HH confirmed that they have reliable family support whilst 76 HH reported that they sometimes have family support.

FOOD, WATER AND EDUCATION

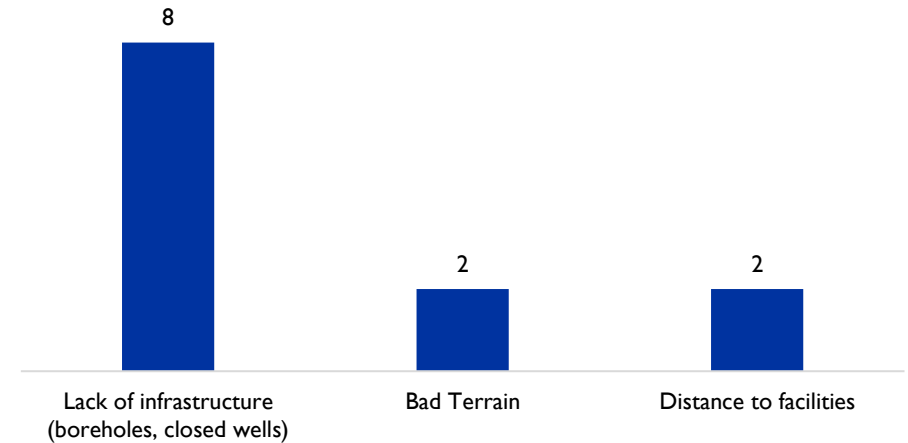
Meals per day by household



Access to safe drinking water by household



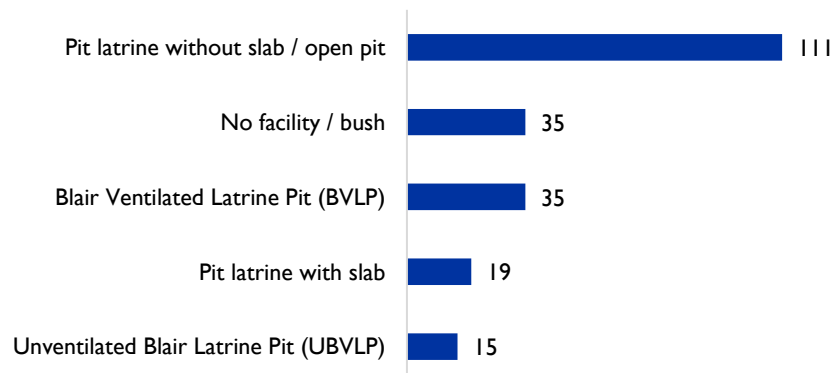
Challenges to accessing safe drinking water



In Chimanimani district, 158 HH confirmed that their children were attending school before the COVID-19 lockdown measures were put in place. Ninety-four HH reported that bad terrain and distance to school was the major challenge to their children going to school. A sum of 26 HH highlighted that their children do not have civil (identity) documentation such as birth certificates to enable them to be enrolled in school and 154 HH indicated that they face challenges in raising money for school fees for their children.

WASH AND HEALTH

Type of sanitation facility by household



In Chimanimani district, 35 HH reported that they do not have latrine facilities while 111 HH reported making use of open pits and 15 have unventilated blair latrines. A sum of 19 HH have pit latrines with a slab whilst 35 HH have ventilated latrines. Most of the latrines were reported to have been destroyed by the cyclones.

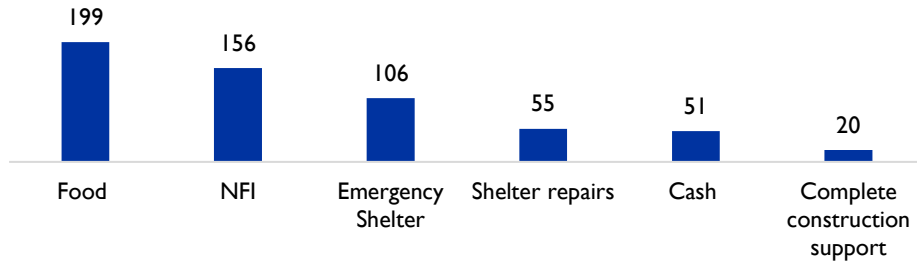


16 HH do not have access to healthcare facilities

In Chimanimani district, 82 HH responded that their health facilities are between one and three kilometres away. Twenty HH have to walk more than 10 km to access health services. A sum of five HH travel less than one km to access their healthcare facility.

SUPPORT RECEIVED

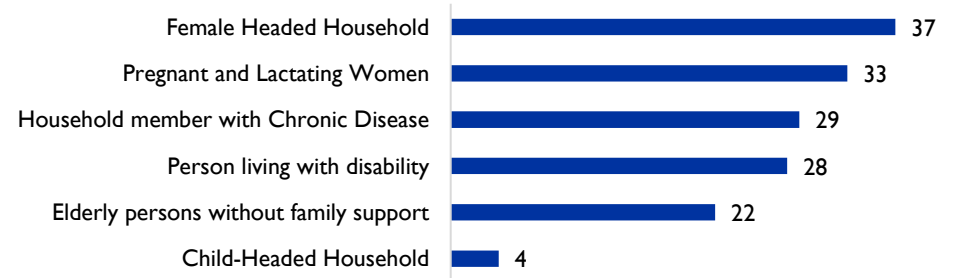
Support received by household



In the past two years, the majority of HH have received some form of support. However, 113 HH highlighted that the support they received was not adequate. A total of 29 HH would like to be assisted with complete construction support whilst 43 indicate that they need assistance with food. Finally, 25 reported that they would like to be assisted with cash.

VULNERABILITIES

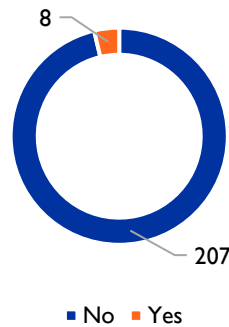
Vulnerabilities by number of households



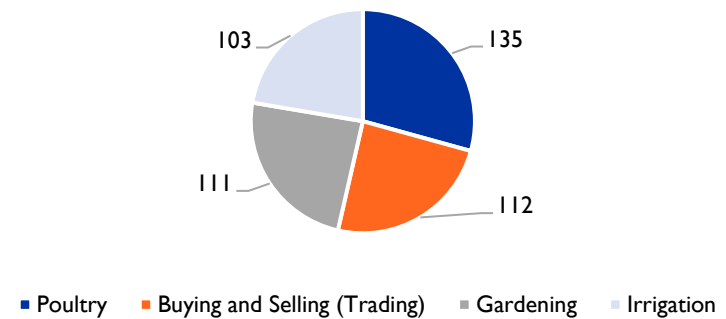
In Chimanimani district, 29 HH reported a total of 30 family members with a chronic disease and 33 HH reported 34 pregnant and lactating women in their families. There were 37 female headed HH and 28 HH reported a total of 29 persons living with a disability.

INTENTIONS

Relocation Intent by Number of Households



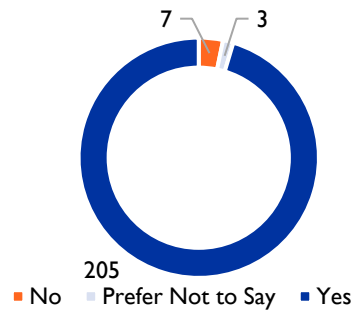
Intended Livelihoods



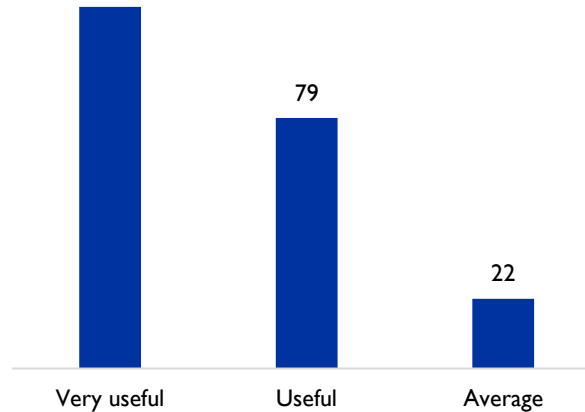
In Chimanimani district, 207 HH indicated that they do not intend to relocate to another location and eight HH expressed the intent to relocate. A total of 135 HH reported that they intend to start poultry projects whilst 111 HH stated that they intend to begin gardening projects. Trading and irrigation were cited by 112 and 103 HH respectively.

Assistance received

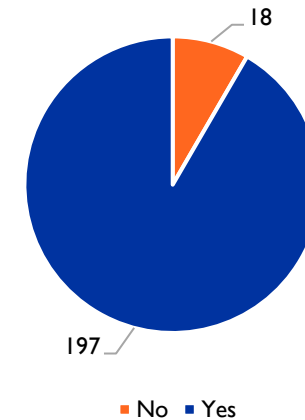
Was the assistance received appropriate to your needs or those of members of the community?



How useful is the assistance you received?

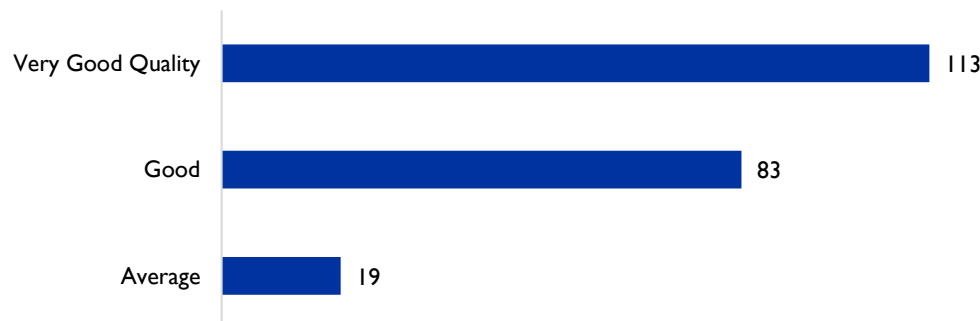


Were you consulted on your needs prior to the assistance?



In Chimanimani, 205 of the beneficiaries indicated that the assistance received was appropriate to their needs or those of members of the community. One hundred and fourteen responded that the assistance received was very useful to their needs while 22 indicated that the assistance’s usefulness was average. Finally, 197 indicated that they were consulted on their needs prior to the assistance whilst 18 indicated that they were not consulted.

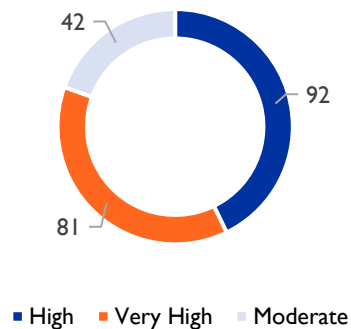
How would you rate the quality of the assistances that you received?



One hundred and thirteen of the beneficiaries indicated that the transitional shelter building material was of very good quality while 83 indicated that the quality was good. Nineteen responded that the quality of the material was average. A total of 201 beneficiaries confirmed that they were told the type of assistance they would receive before they were assisted.

Impact of distribution

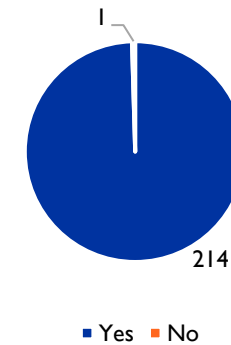
To what extent has the assistance improved your living condition?



Were you provided information on the date, time and place of the distribution?




Did you feel safe while going to receive assistance, waiting for assistance and coming back to your home after assistance?

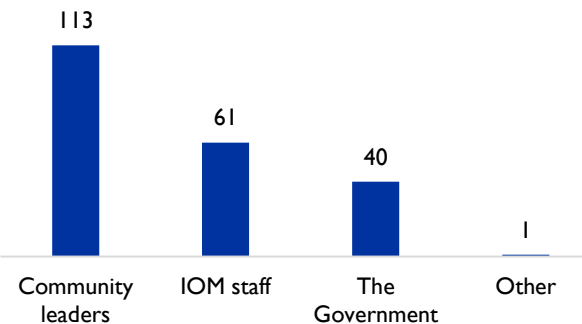


In Chimanimani district, 98 HH indicated that their living conditions would be highly improved because of the transitional shelter material whilst 81 indicated that their living conditions would be highly improved. Two hundred and fourteen of the beneficiaries confirmed that they were informed on the date, time and place of distributions and 214 also felt safe during the whole distribution process.

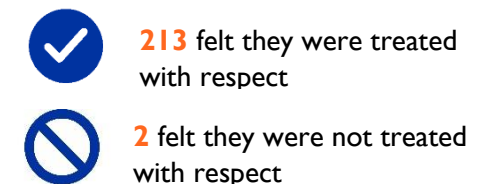
What will improve in your life after receiving assistance?



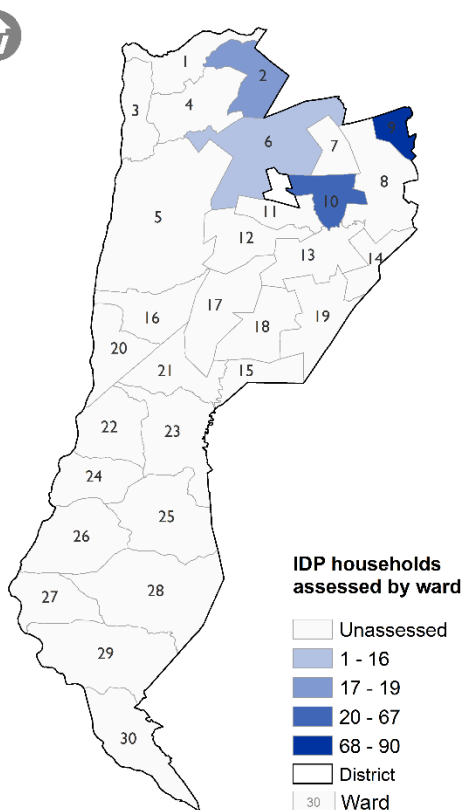
Who informed you about the assistance?



Did you feel you were treated with respect by the organization staff during the intervention?



Map of Chipinge district and IDPs assessed by ward



Names and boundaries do not imply official endorsement by IOM.

SHELTER



176 HH are residing at their homesteads



3 HH are residing with relatives or friends

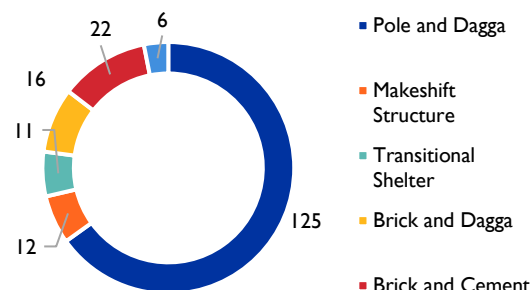


10 HH are residing in temporary shelters

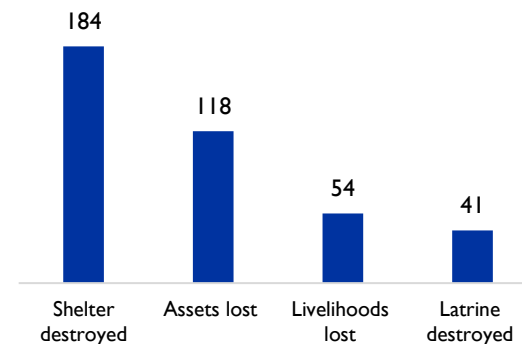


3 HH are residing with host communities

Type of Shelter



Damages caused by cyclone



A sum of 11 HH indicated that they are currently living with household members that are visually impaired whilst 19 responded that one or more of their household family members are physically disabled. Six HH heads reported that they reside with a family member with a mental health condition and three live with a family member that has hearing difficulties.

CURRENT LIVELIHOODS



117 HH are seasonal farmers



134 HH are selling labour (maricho)



48 HH are buying and selling



10 HH are practising irrigation



14 HH are rearing small livestock



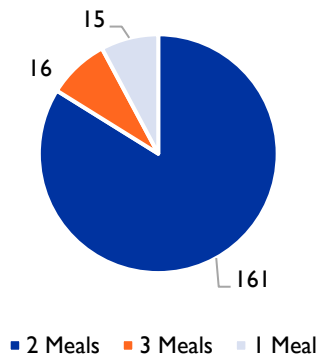
2 HH are rearing cattle

In Chipinge district, 192 HH were assessed and 184 HH confirmed that they owned the land that they reside on. A total of 148 HH reported that their sleeping arrangements were affected by the cyclone and 17 HH indicated that they intend to relocate.

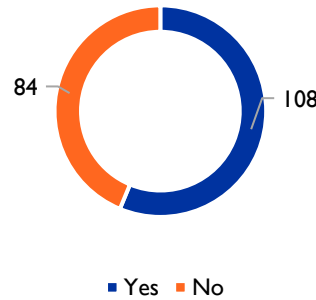
Many of the HHs rely on seasonal farming as a source of livelihood. A total of 153 HH indicated that they do not have reliable family support. Only 8 HH confirmed that they have reliable family support whilst 31 HH reported that they sometimes have family support.

FOOD, WATER AND EDUCATION

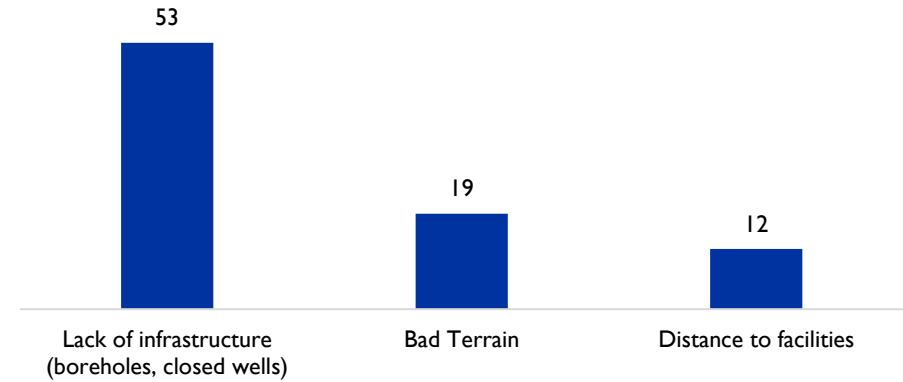
Meals per day by household



Access to safe drinking water by household



Challenges to accessing safe drinking water



In Chipinge district, 145 HH confirmed that their children were attending school before the COVID-19 lockdown measures were put in place. Fifty-three HH reported that bad terrain and distance to school was the major challenge to their school going children. A sum of 14 HH highlighted that their children do not have civil identification documentation such as birth certificates to enable them to be enrolled in school. A total of 135 HH indicated that they face challenges in raising money for school fees for their children.

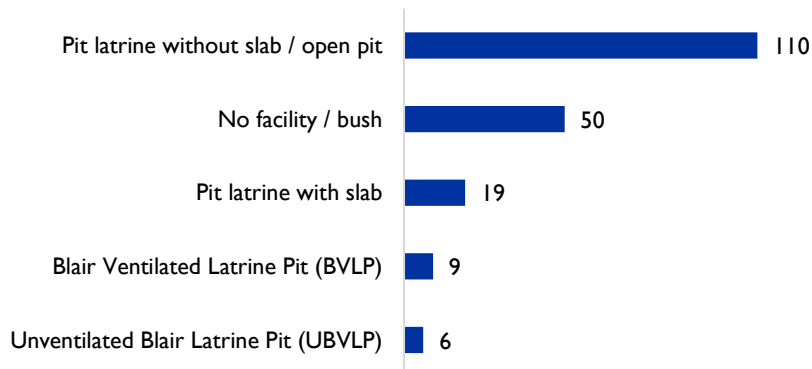
WASH AND HEALTH



18 HH do not have access to healthcare

In Chipinge district, 39 HH indicated that their health facilities are between one and three km away, 42 HH have to walk more than 10 km to access health services. A sum of seven HH travel less than one km to access their healthcare facility.

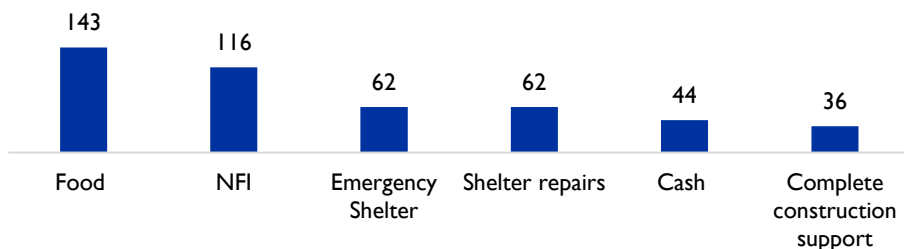
Type of sanitation facility by household



In Chipinge district, 50 HH responded that they do not have latrine facility while 110 HH make use of open pits and six have unventilated blair latrines. A sum of 19 HH have pit latrines with a slab whilst nine HH have ventilated latrines. Three HH make use of a bucket toilet. Most of the latrines were reported to have been destroyed by the cyclones.

SUPPORT RECEIVED

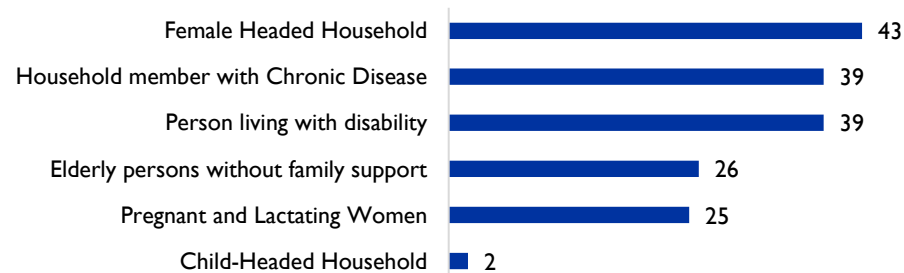
Support received by household



In the past 2 years, the majority of HH have received some form of support, 117 HH highlighted that the support they received was not adequate. A total of 33 HH would like to be assisted with complete construction support, 56 indicated that they need assistance with food whilst 16 reported that they would like to be assisted with cash.

VULNERABILITIES

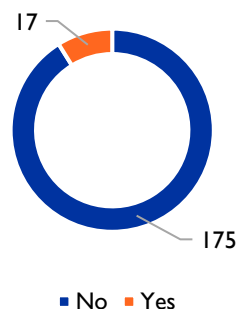
Vulnerabilities by number of households



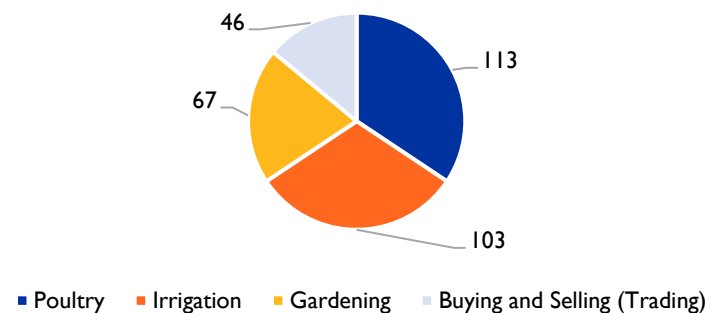
In Chipinge district, 39 HH reported a total of 40 family members with a chronic disease and 25 HH reported 26 pregnant and lactating women in their families. There were 43 female headed HH and 28 HH reported a total of 40 persons living with a disability.

INTENTIONS

Relocation Intent by Number of Households



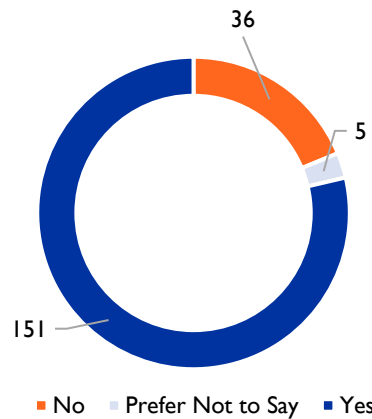
Intended Livelihoods



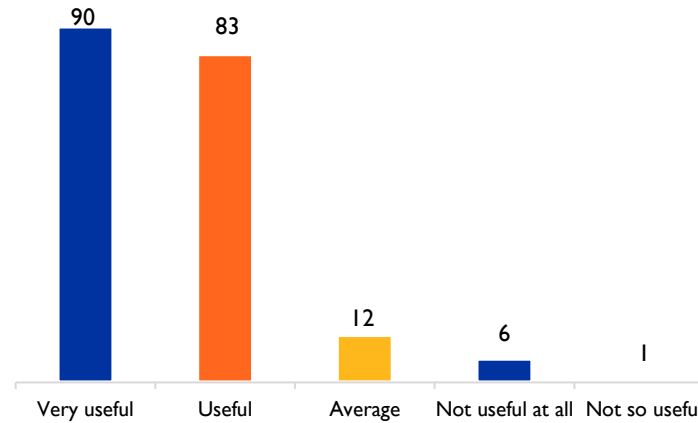
In Chipinge district, 175 HH indicated that they do not intend to relocate to another location and 17 HH expressed the intent to relocate. A total of 113 HH reported that they intend to start poultry projects whilst 103 HH stated that they intend to begin gardening projects. Trading and irrigation were cited by 46 and 67 HH respectively.

Assistance received

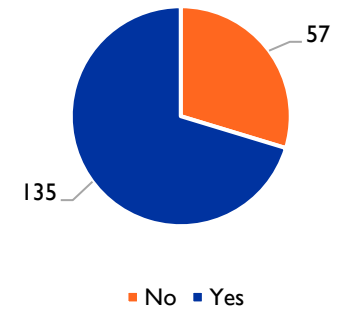
Was the assistance received appropriate to your needs or those of members of the community?



How useful is the assistance you received?

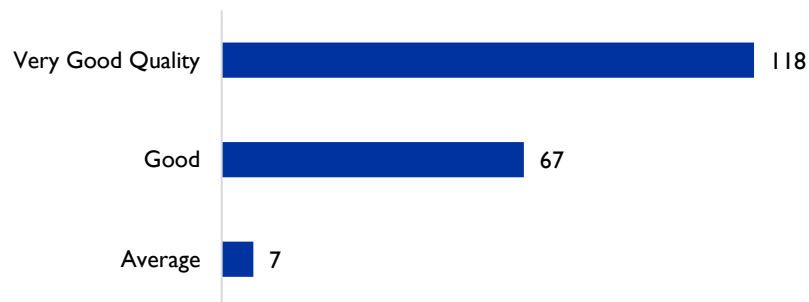


Were you consulted on your needs prior to the assistance?



In Chipinge 151 of the beneficiaries indicated that the assistance received was appropriate to their needs or those of members of the community. Ninety responded that the assistance that was given was very useful to their needs. Six indicated that the assistance was not so useful at all. One hundred and thirty-five indicated that they were consulted on their needs prior to the assistance whilst 57 indicated that they were not consulted.

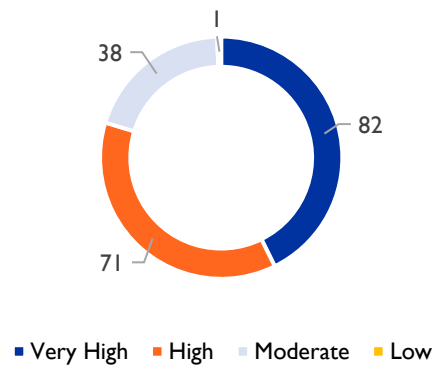
How would you rate the quality of the assistances that you received?



One hundred and eighteen of the beneficiaries indicated that the transitional shelter building material was of very good quality while 67 indicated that the quality was good. Seven responded that the quality of the material was average. One hundred and sixty-five reported that they were told what assistance they would receive before they were assisted.

Impact of distribution

To what extent has the assistance improved your living condition?



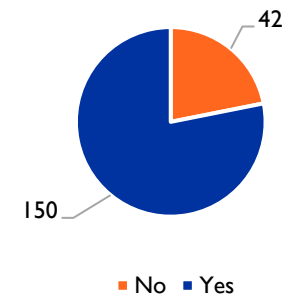
Communication on distribution

Were you provided information on the date, time and place of the distribution or cash assistance?



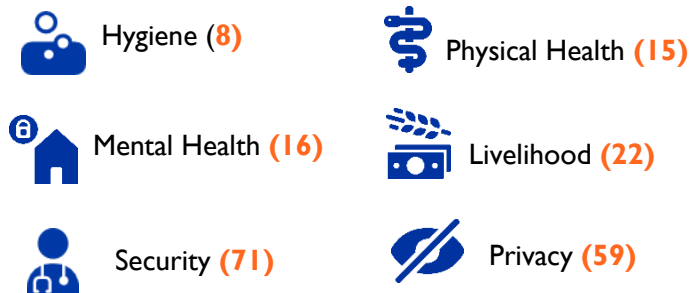
Protection

Did you feel safe while going to receive assistance, waiting for assistance and coming back to your home after assistance?

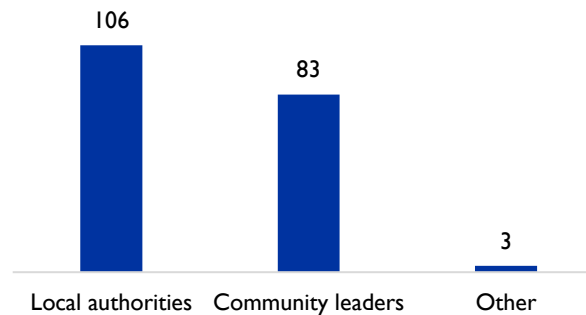


In Chipinge district, 98 HH indicated that their living conditions would be highly improved because of the transitional shelter material whilst 81 indicated that their living conditions would be highly improved. One hundred and eighty-five of the beneficiaries confirmed that they were informed on the date, time and place of distributions and 150 also felt safe during the whole distribution process.

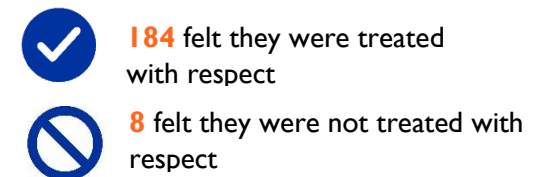
What will improve in your life after receiving assistance?



Who informed you about the assistance?



Did you feel you were treated with respect by the organization staff during the intervention?



CONCLUSION AND RECOMMENDATIONS

This report analysed the findings of the responses that were obtained from IDP households in the districts of Chimanimani and Chipinge with data being collected from the 28th of July to the 1st of August 2021. The objective of the assessment was to obtain a better understanding on the intentions of the IDPs, their current livelihoods and the condition of their shelter.

An internally displaced person (IDP) is defined as a person or group of people who have been forced or obliged to leave their homes or structures of habitual residence, in particular because of or in order to avoid the effects of natural disasters who have not crossed an internationally recognised state border. This exercise considers people/households with homes that were totally or partially damaged who either moved from or remained at their own homesteads as IDPs.

Overall, the findings suggest that there remains a huge shelter gap in the IDAI affected districts. The findings also suggest that the majority of IDPs do not intend to relocate from their current places of residence and that support in terms of livelihoods is required. Agricultural trainings, distribution of agricultural kits and support of poultry projects are some of the livelihood activities that can be implemented to assist the IDPs.