

Introduction

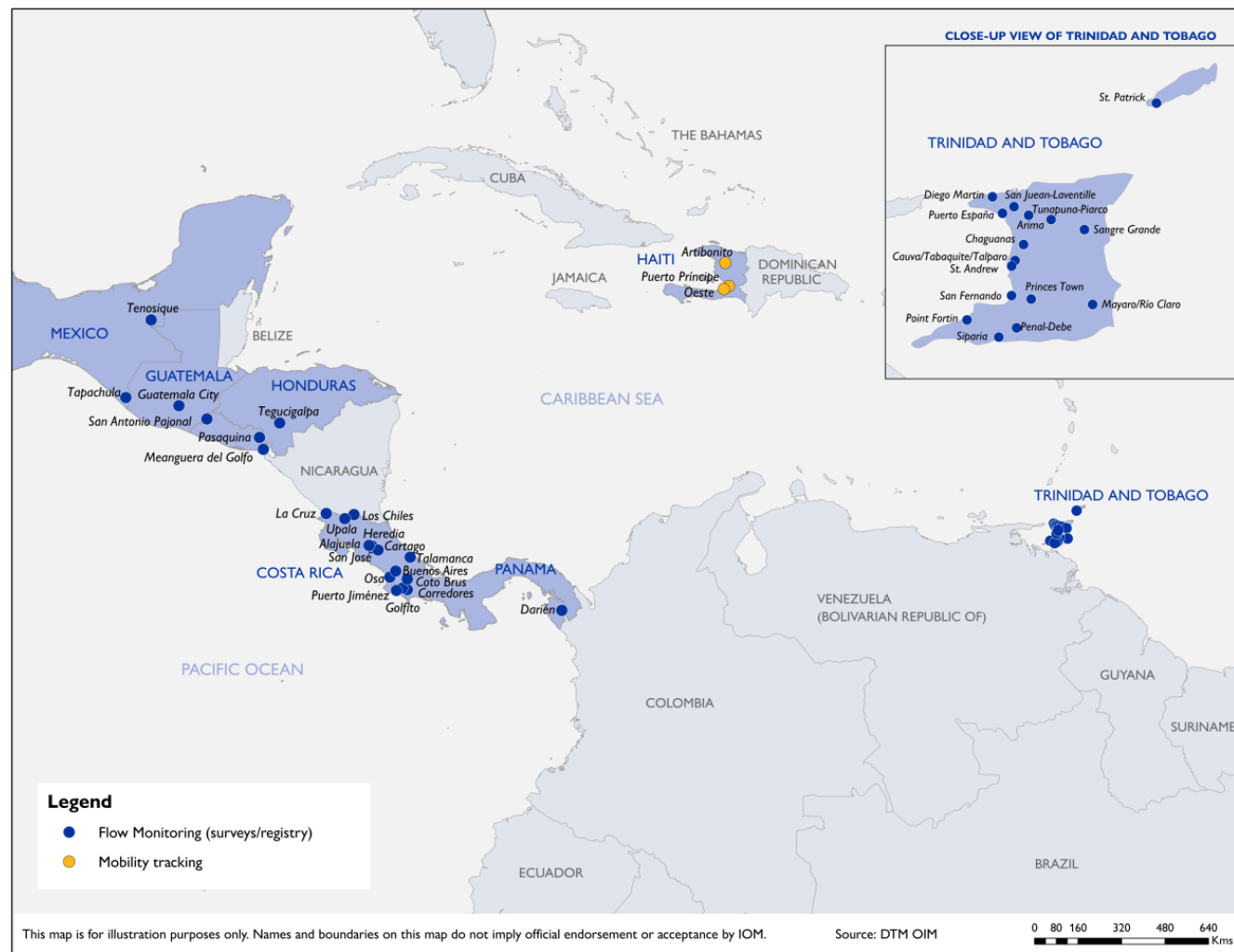
In Central America, North America and the Caribbean, large migratory movements emerge and flow. According to [migration data](#) from the government of Panama, between July and December 2022, at least 198,832 migrants entered Panama through the Darien route. During the same period in 2021, 107,510 people entered, representing an 85 per cent increase.

From July to December 2022, IOM's Displacement Tracking Matrix (DTM) collected primary data in more than 40 locations in the Region. Figure 1 shows the different data collection locations and the type of DTM component applied.

DTM is a system to collect and analyze primary data, to disseminate critical information on the mobility, vulnerabilities and needs of displaced and mobile populations, for decision making and to provide context-specific assistance. Between July and December 2022, DTM activities were carried out by eight countries in the region, through the implementation of different DTM components including mobility tracking of IDPs, flow monitoring registry and surveys, as well as surveys to people on the move and returnees.

This report aims to provide an overview of migration movements in the region, including the locations and months in which primary data were collected through DTM instruments.

Figure 1. Locations where DTM activities have been implemented in the region, by component II Semester 2022



DTM activities in the region

Figure 2. DTM regional statistics. July – December 2022

Country	Mobility Tracking*	Movements Counted	Flow Monitoring Surveys
Costa Rica	379	54,133	1,157
El Salvador	6,389		157
Guatemala	94,283		
Haiti **	100,695	-	-
Honduras	88,575		
Mexico	-	-	1,351
Panama	-	198,832	370
Trinidad & Tobago	-	-	1,343
Total	290,321	252,965	4,378

Source: DTM country reports. *Includes displaced persons, returnees from abroad, and stranded persons
 **Includes internally displaced persons (IDPs) in 2022 (80,325) and returnees to Haiti from abroad (20,370) between July and December 2022.

Between January and June 2023, DTM activities were carried out in eight countries in the region: Costa Rica (northern and southern borders, metropolitan area); El Salvador (returns); Guatemala (returns); Haiti (South Departments, Grand'Anse, Artibonite, Center and Port-au-Prince Metropolitan Area); Honduras (returns); Mexico (southern border); Panama (Darien); and Trinidad and Tobago.

Figure 3. Flow monitoring surveys by country and month of collection July - December 2022

Country	July	August	September	October	November	December
Costa Rica	█	█	█	█		█
El Salvador	█	█				
Mexico		█	█	█	█	█
Panama	█					█
Trinidad & Tobago					█	█

Figure 4 shows the distribution of movements by month and country. From July to December, a total of 252,965 movements were recorded.

Figure 4. Movements recorded by month of collection and country July – December 2022

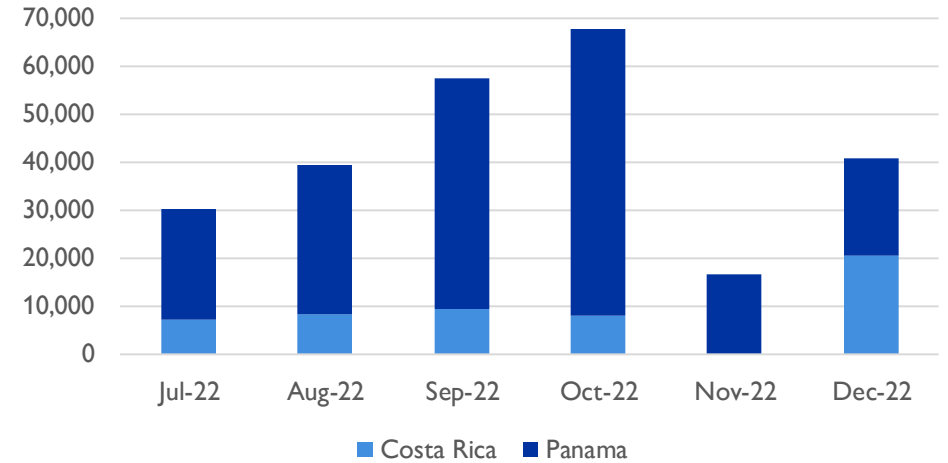


Figure 5 shows the number of surveys conducted per month in each country. A total of 4,378 flow monitoring surveys were conducted.

Figure 5. Flow monitoring surveys by month of collection and country July – December 2022

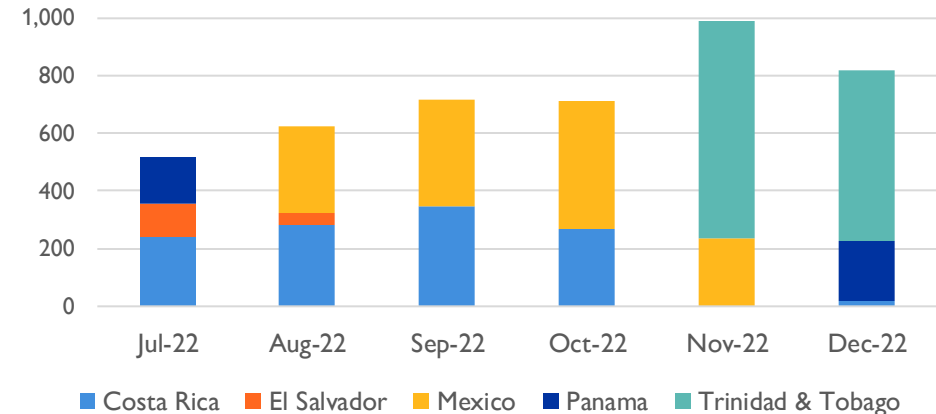


Figure 6. DTM activities carried out in countries of the region between July and December 2022

Survey Country	Survey	Methodology	Main Needs	Links
Costa Rica	People in mobility situations at specific high transit sites in Costa Rica	<ul style="list-style-type: none"> Face-to-face surveys of migrants in mobility situations in different locations in Costa Rica. Non-probabilistic, convenience and non-random sampling 	<ul style="list-style-type: none"> Income/employment Return support Medical care 	<ul style="list-style-type: none"> Flow Monitoring (July) Flow Monitoring (August) Flow Monitoring (September) Flow Monitoring (October) Flow Monitoring (December)
Haiti	<ul style="list-style-type: none"> Internally displaced persons Returnees to Haiti from abroad 	<ul style="list-style-type: none"> Mobility tracking of internally displaced persons. Registration and surveys of returnees to Haiti from abroad in Port-au-Prince. 	<ul style="list-style-type: none"> Financial support Safety Medical assistance 	<ul style="list-style-type: none"> Mobility tracking interactive dashboard Dashboard on Displacement in the Metropolitan Area of Port-au-Prince Interactive dashboard of returnees from abroad Profiles of repatriated Haitians (2022)
Mexico	Migrant population at main points of entry in the southern border	<ul style="list-style-type: none"> Randomized individual surveys in different locations in each municipality. Surveys in the municipalities of Tenosique, Tapachula because they are major transit points. 	<ul style="list-style-type: none"> Migratory regularization Income Medical assistance 	<ul style="list-style-type: none"> Tapachula (Aug – Sep) Tenosique (Aug – Sep) Tapachula (Sep - Oct) Tenosique (Sep - Oct) Tapachula (Oct - Nov) Tenosique (Oct - Nov) Tapachula (Nov – Dec) Tenosique (Nov – Dec)
Panama	Flow monitoring of the Venezuelan population – Darien	<ul style="list-style-type: none"> Individual surveys to adults (18 years or older) at temporary migrant reception stations (ERTM). Systematic random sampling according to the number of arrivals at the ERTM. 	<ul style="list-style-type: none"> Income Migratory regularization Medical assistance 	<ul style="list-style-type: none"> Flow Monitoring (June - July) Flow Monitoring (December - January)
Trinidad & Tobago	Venezuelan migrants in different locations in Trinidad and Tobago	<ul style="list-style-type: none"> Individual face-to-face and telephone surveys to adults (18 years or older) of Venezuelan nationality. Non-probabilistic, snowball sampling method to access a difficult to reach population. 	<ul style="list-style-type: none"> Food and nutrition Income/employment Medical assistance 	<ul style="list-style-type: none"> Venezuelan Migrant Presence Monitoring (November - December)