

OVERVIEW

REGIONAL DISPLACEMENT TRENDS

Total Number of IDPs

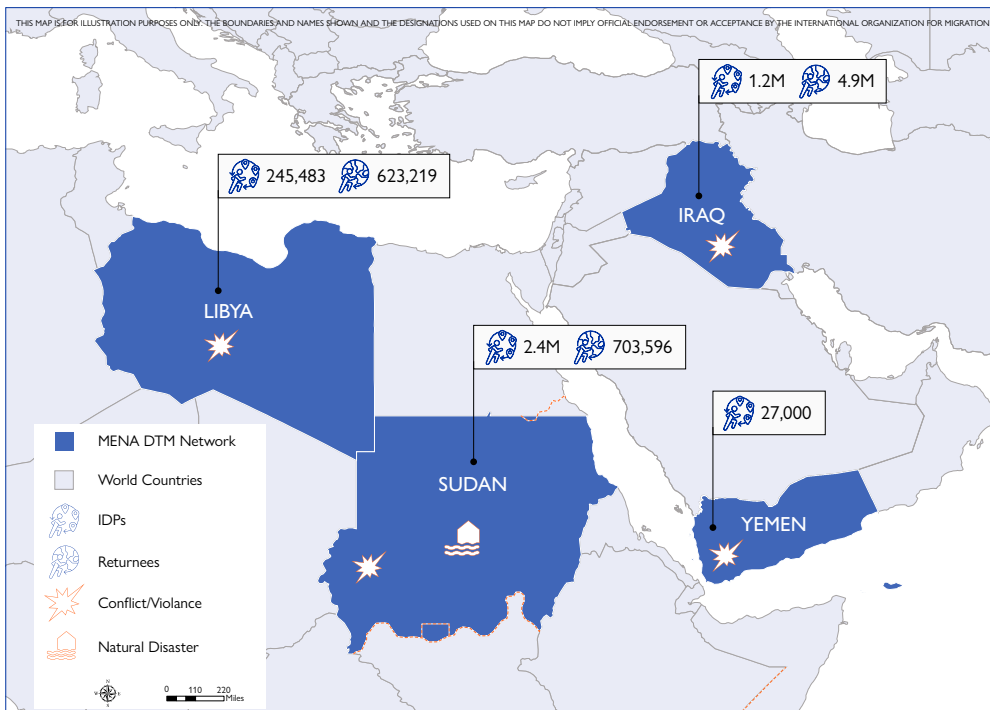
14.7M

Share of IDPs in MENA over Total IDPs in the world

27%

Share of IDPs in MENA over Total population in the region

4%



The Displacement Tracking Matrix (DTM) provides primary data and information on internal displacement and population movements, in-country and at regional and global levels. DTM’s work worldwide informs humanitarian, recovery and transition interventions, by providing timely data and analysis to relevant actors including governments, United Nations (UN) partner agencies, donors and other stakeholders. DTM operates in contexts of conflict, natural disasters and complex emergency settings that cause short-term or protracted displacement, and in mixed migration contexts.

In the Middle East and North Africa (MENA) region, the 2021 Report of the Internal Displacement Monitoring Centre - Global Internal Displacement Database (IDMC-GRID) recorded 14.7 million internally displaced persons (IDPs) and 2.9 million newly displaced in 2020. This figure constitutes 27 per cent of the global IDP population, making MENA the region with the highest concentration of IDPs worldwide. In MENA, DTM is active in four countries and operates through the humanitarian coordination structure of these countries. This Quarterly Report describes the displacement situation in the four region’s countries: Iraq, Libya, Sudan and Yemen. It also describes mixed migration flows to and from the region.

From 1 January to 31 March 2021, compared to the last quarter of 2020, DTM figures show a significant decrease in the number of IDPs and an increase in the number of returnees. This trend can be attributed to the following events / political contexts:

- In **Iraq**, the policy of camp closure and consolidation which started at the end of 2019, slowed down at the height of the coronavirus disease 2019 (COVID-19) outbreak and intensified during the last quarter of 2020, leading to an increase in movements out of camps and returns.
- In **Libya**, the ceasefire agreement and efforts towards implementation of the Libyan Political Dialogue Forum roadmap in 2020 paved the way for more stability. The number of IDPs decreased in the first quarter of 2021.
- In **Sudan**, an intensification of the conflict was reported since January 2021 in the states of Darfur, which remain volatile and experience recurring inter-communal conflict.
- In **Yemen**, since January 2020, the country’s central territories, namely Marib Governorate have become the centre of hostilities, with thousands of households being displaced mostly within the governorate and only small part to surrounding areas.

No significant natural disasters and events causing displacement were recorded in the reporting period – such as those periodically recorded in some MENA countries during this period of the year due to seasonal rainfalls and other water-related events. However, the onset of the rainy season in Sudan (expected in June to September) will likely cause floods and displacement, damaging agricultural outputs and assets in the affected areas, like in previous years.

IRAQ



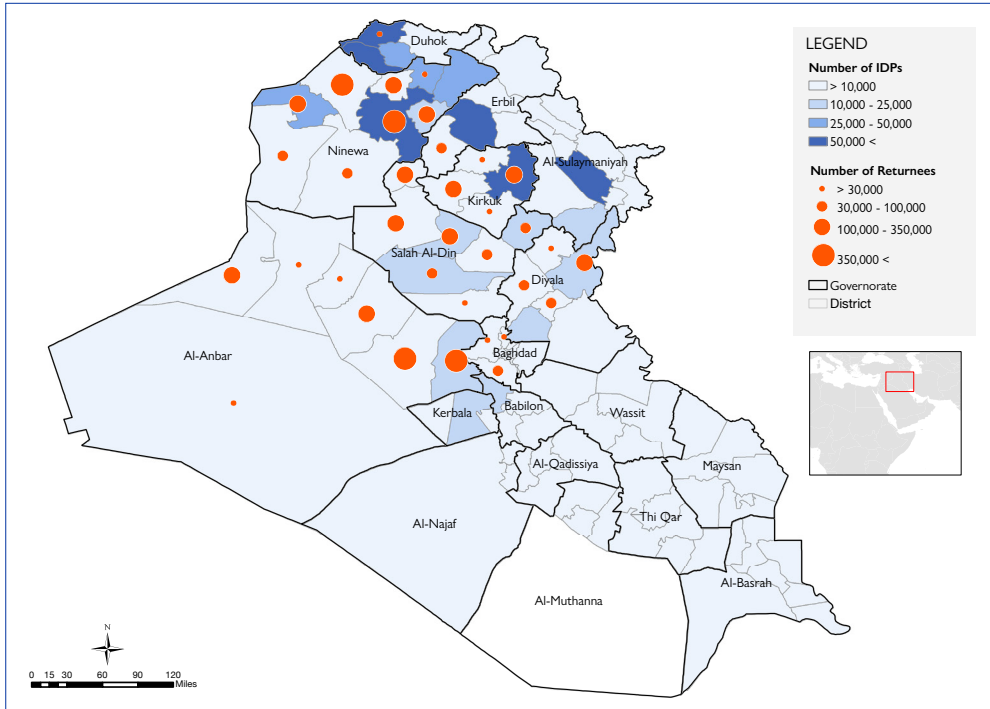
1,205,767

IDPs



4,851,816

Returnees



DTM Operations



Mobility Tracking



Flow Monitoring



Research



Emergency Event Tracking

Click [here](#) to reach DTM Iraq webpage

By 28 February 2021, DTM identified approximately 4,851,000 returnees, including over 20,000 new returnees recorded in the reporting period, dispersed across eight governorates. In addition, 1,205,000 IDPs were identified, that is, an overall decrease of about 18,000 IDPs from those recorded at the end of December 2020, dispersed across all 18 governorates in Iraq. Although the IDP population residing in camps is a minority (compared to the total IDP population in the country), camp closures, which mostly took place in Federal Iraq between September and December 2020, have resulted in about 37,000 IDPs moving out of camps and back to their areas of origin. In some areas, these IDPs remain in displacement, but out-of-camps. Camp closures and movement restrictions to contain the spread of COVID-19 explain the decrease in the number of IDPs across the country.

The governorates with the highest number of IDPs are Ninewa (260,000), Dahuk (259,000) and Erbil (232,000), whereas the most common governorates of return include Ninewa (1,904,000 returnees, including 15,000 new arrivals in the January–February 2021 period), Anbar (1,505,000 returnees, including fewer than 800 new arrivals) and Salah al-Din (701,000 returnees, including fewer than 1,300 new arrivals).

RESEARCH HIGHLIGHT – “Urban Displacement in Iraq”, a study conducted in 10 major urban centres in Iraq and the Kurdistan Region of Iraq (KRI) from March to December 2020 and recently released, aims to support evidence-based planning and inform the response to protracted displacement, as Iraq enters a post-emergency phase.

The study highlights that across all assessed urban centres, local integration is the most common intention reported by IDP households (53%) followed closely by return (41%), whereas relocation was only mentioned by 3 per cent of households. Despite this finding, around 80 per cent of households reported that they still feel “displaced”. According to the study, the livelihoods of those in protracted displacement are often precarious, as they mainly rely on the informal sector for income; many need various basic services such as health care, adequate shelter and food; this precariousness may contribute to the perception of being displaced. Bottlenecks to return such as lack of financial means, damaged or destroyed housing, and an unstable security situation, continue to hold back many IDPs who would like to return.

The study also revealed that 27 per cent of households in Baghdad and Kirkuk and 10 per cent in another five cities are female headed.

Click [here](#) to read more.



LIBYA



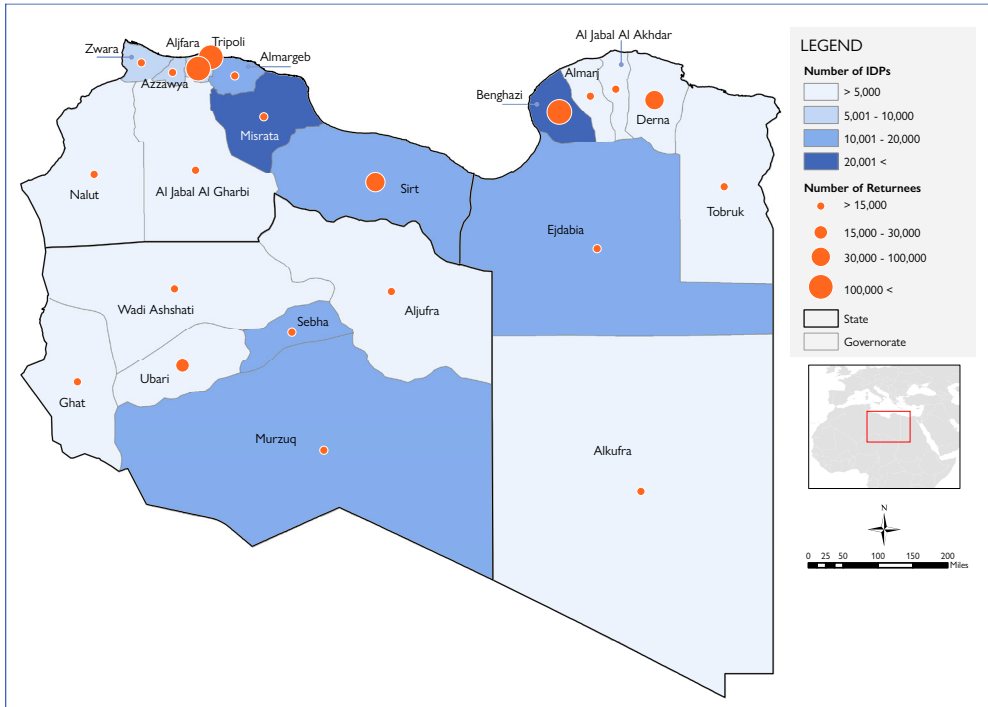
245,483

IDPs



623,219

Returnees



DTM Operations



Mobility Tracking



Flow Monitoring



Surveys



Emergency Event Tracking



Research

Click [here](#) to reach DTM Libya webpage


DTM identified approximately 623,000 returnees in January–February 2021 compared to 605,000 identified by the end of 2020. In addition, more than 245,000 IDPs were identified, representing an overall decrease of about 13 per cent from December 2020 and 32 per cent decrease compared to June 2020 – when IDP numbers were at their highest since 2016.

Regions of return include Benghazi (189,000), Tripoli (150,000) and Aljbara (104,000) whereas the regions with the highest number of IDPs are Tripoli (44,000), Benghazi (38,000) and Misrata (less than 35,000). IDPs in these regions are at risk of protracted displacement, and therefore programming for durable solutions is required.

Thanks to the stabilized security situation, especially since the ceasefire agreement in October 2020, IDPs have been increasingly returning to their locations of origin. However, many face challenges in returning home. DTM scored areas of return according to two dimensions (livelihoods and basic services, and safety and social cohesion) during the first 2021 quarter. Findings revealed that several factors such as damage to property, lack of access to livelihoods and basic services including education and health, and perceptions of insecurity were preventing or slowing down the return of IDPs to their places of origin.

RESEARCH HIGHLIGHT – “Internal Displacement in Libya: Displacement from Tripoli during hostilities in 2019–2020” is a study published in March 2021 in collaboration with the Ministry of Internally Displaced People Affairs of Libya. The report details IDPs’ profile in areas with the highest numbers of IDPs as well as IDPs needs, to better inform

decision makers and implementing partner programmes, and therefore better promote durable solutions for IDPs. This is the first report on IDPs that is published jointly with Libyan national institutions.



Click [here](#) to read more.

SUDAN



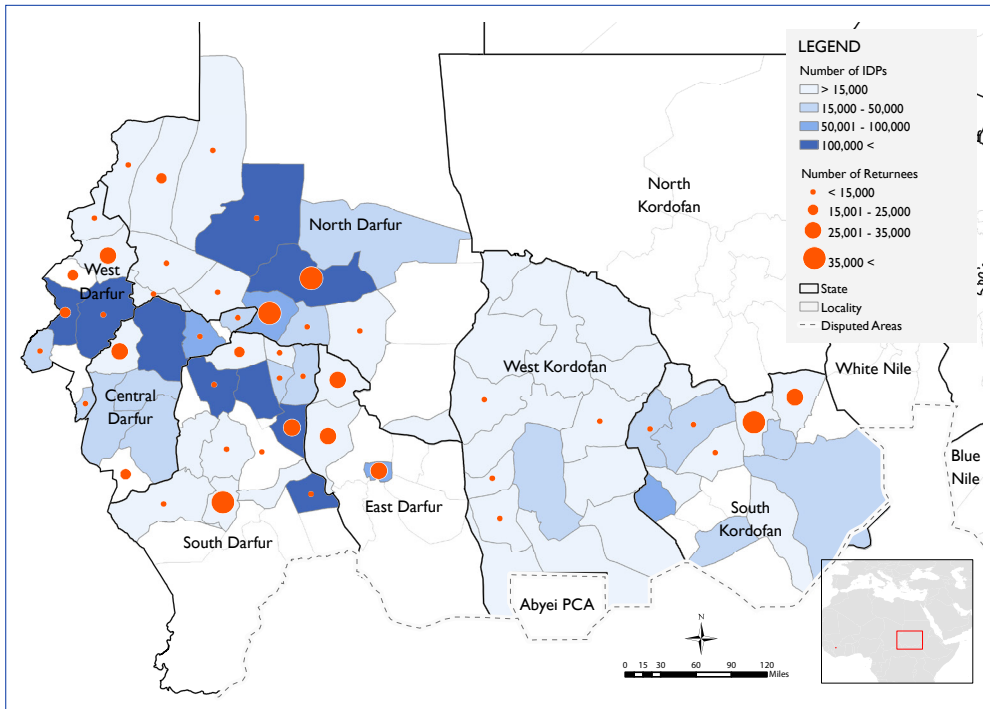
2,399,433

IDPs



703,596

Returnees



DTM Operations



Mobility Tracking



Emergency Event Tracking



Registration



Research

Click [here](#) to reach DTM Sudan webpage

Country-wide data on IDPs and returnees refer to data collected in April 2020, recording 2,399,000 IDPs and 704,000 returnees. New data collection to update this figure is ongoing and will be presented in an upcoming report to be published in July 2021.

DTM in Sudan also has utilized its Emergency Event Tracking (EET) to provide regular updates on the displacement situation caused by specific events, as the inter-communal conflict in Darfur. During the first quarter of 2021, DTM through its EET methodology estimated that more than 200,000 people were displaced due to inter-communal clashes in North, South, and West Darfur.

The conflict in West Darfur initially erupted in January 2021 between Masalit and Arab tribes in the Krinding area of Ag Geneina town, and later escalated in the Hai Eljabal area between armed men from the local tribes. The peak of new displacement due to this conflict reached an estimated 169,473 individuals in February 2021. In addition to this, DTM teams have also been monitoring displacement due to conflict in North and South Darfur, where an estimated 69,243 new displacements were captured in the first quarter of 2021. Both in West and South Darfur, women represent more than half of the IDP population (52% and 55% of IDPs respectively).



Click [here](#) to read more.

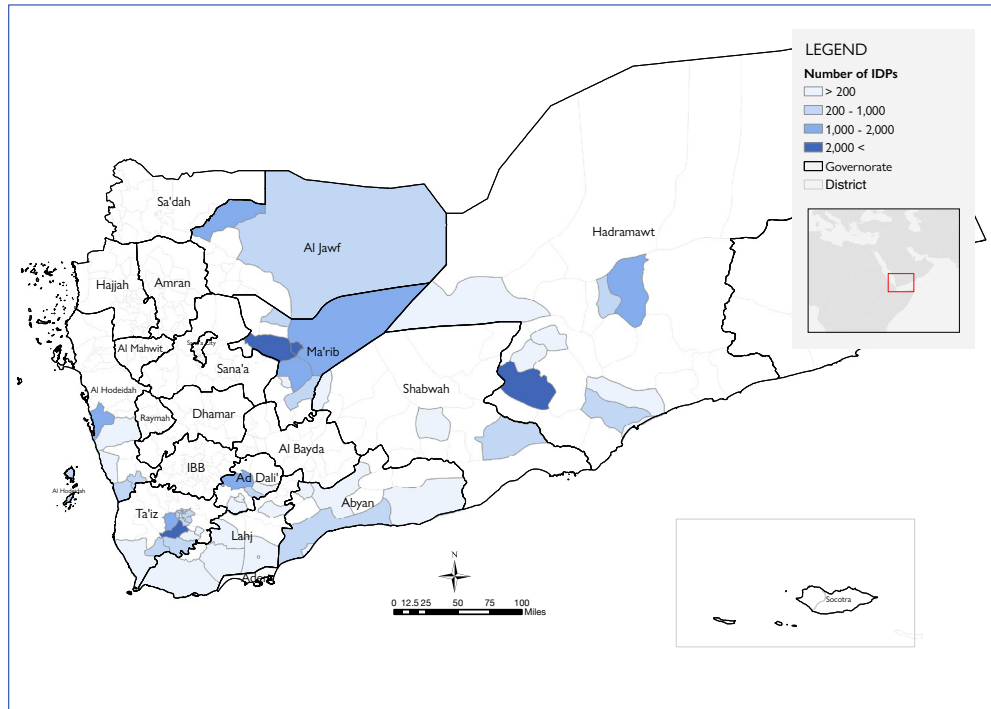
RESEARCH HIGHLIGHT – “COVID-19 Socioeconomic Impact on Migrant, IDP and Returnee Communities” is a study conducted in eight localities in West Darfur through interviews with 27 key informants; it was published in March 2021. The study examines six areas, namely: 1) protecting health services and systems during the crisis; 2) social protection and access to basic services; 3) economic response and recovery; 4) macroeconomic response and multilateral collaboration; 5) social cohesion and community resilience; and 6) mobility. The pilot study revealed that COVID-19 has compounded the socioeconomic challenges facing mobile populations, including reduced availability of basic services such as water, electricity, food and medical supplies; increase in unemployment rate and decrease in savings; and movement restrictions in general.

YEMEN



26,550 (New displacement during the reporting period)

IDPs



DTM Operations



Rapid Displacement Tracking



Flow Monitoring



Research

Click [here](#) to reach DTM Yemen webpage

IOM Yemen last implemented a country-wide Mobility Tracking exercise at the end of 2018. Since then, DTM only collects country-wide weekly figures on new displacement through its Rapid Displacement Tracking (RDT) tool. IOM teams, operating across 13 governorates, 118 districts and over 1,249 locations.

In Yemen, where they have access, estimate that 26,844 people were displaced during this quarter, which is comparable to the number of displaced during the last quarter of 2020 (27,402 people). At the same time, only a few hundreds have managed to return to their original place of residence in the first quarter of 2021. In 2021, conflict continued to be the main driver of displacement across main hotspots in Ma'rib, Ta'iz and Ad Dali', with 85 per cent of the total displaced population being in those three governorates. In particular, the fighting between the internationally recognized government and de-facto authorities in Ma'rib has caused mass displacement and exacerbated the humanitarian crisis, making half (50%) of all the displaced.


Of all the people tracked, approximately 59 per cent reported that they lacked access to adequate shelter, with food (18%), financial support (13%), drinking water (9%) and other services (1%) including non-food items and health also reported to be of concern. Since April 2020, through the RDT methodology, DTM Yemen has also been collecting data on COVID-19 induced displacement. The latest report for March 2021 documents that more than 1,500 households cited COVID-19 as their primary reason for displacement.

RESEARCH HIGHLIGHT – DTM Yemen published its 2020 yearly analysis, that describes the displacement timeline and characteristics. In 2020, DTM identified 172,386 individuals (28,731 households) who were displaced,

across 13 governorates, 118 districts and over 1,249 locations in Yemen. Of these, 83 per cent were forced to flee their homes in search of safety due to conflict alone.

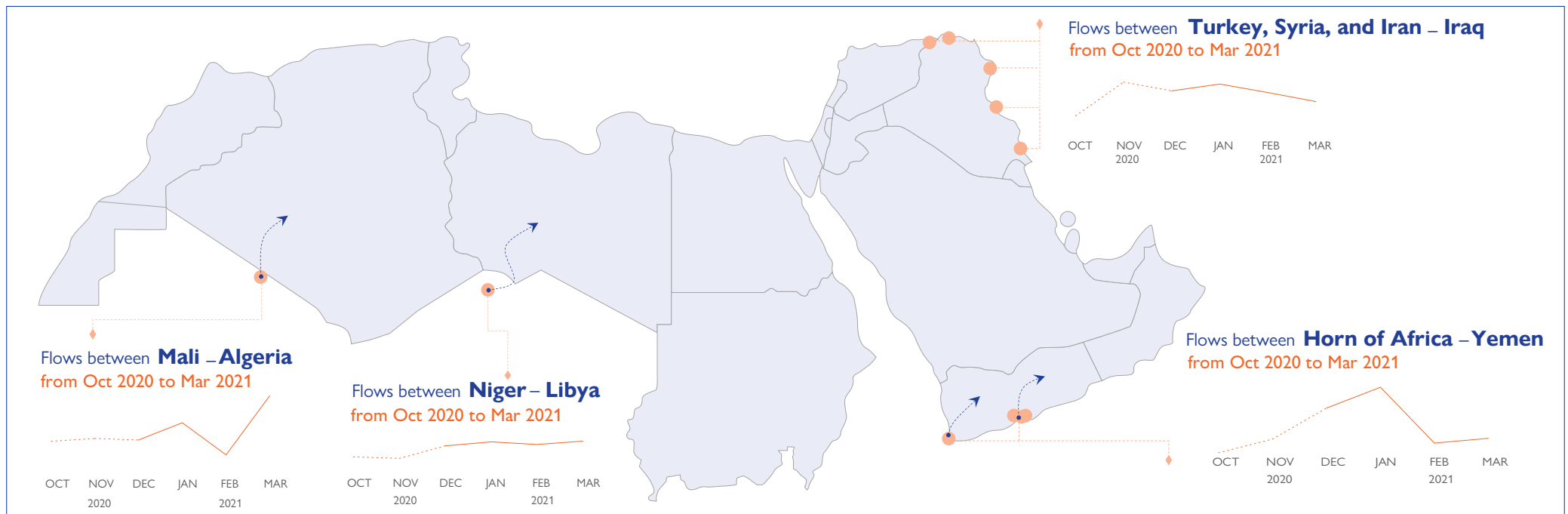
The top five governorates from which people were displaced due to conflict throughout the year are: Ma'rib (7,110 HH), Al Jawf (6,868 HH), Al Hodeidah (4,935 HH), Ad Dali' (2,169 HH) and Ta'iz (1,692 HH). The top five governorates where people were displaced to or within are: Ma'rib (12,845 HH), Al Hodeidah (4,002), Ad Dali' (2,909 HH), Ta'iz (2,870 HH), and Al Jawf (1,591 HH). Most of the displacement was from or within locations like Ma'rib, Al Hodeidah and Ta'iz mainly because over a dozen new frontlines were established there in 2020 and hostilities continued to escalate. Of the total displacement, IOM found that 34 per cent reported living in isolated settlements, 32 per cent (9,215 HH) reported living with host families, rent free; 14 per cent in settlements where families reside in groups in urban and rural areas and 10 per cent in rented accommodation

This data only represents displacement events that occurred in 2020, and does not include people that were displaced in previous years and are still displaced to date.



Click [here](#) to read more.

CROSS BORDER MOBILITY



This section describes international migration and movements in and outside MENA, analysing flows: from the Horn of Africa (Somalia and Djibouti) to the Arabian Peninsula or Yemen; from Iraq towards neighboring countries (Syria, Iran, and Turkey); and within the Sahel region (between Mali and Algeria and Niger and Libya). This section also describes the migration flows towards Europe from the MENA countries.

Map 6 shows the latest available data on mobility at border areas and between the MENA region and other regions. In general, COVID-19 has affected regional mobility through various travel disruptions and restrictions and exacerbated the challenges facing mobile populations.

Movement restrictions to contain the spread

of COVID-19 show a significant impact on migrants' mobility from the Horn of Africa to Yemen. A declining overall trend is observed from March 2020, when mobility restrictions started to be implemented. In the first quarter of 2021, migrants' arrivals into Yemen remained low compared to before the pandemic, although some restrictions and border security checks have eased since the month of January. More than 5,000 migrants arrived in Yemen in the first quarter of 2021, compared to almost 28,000 in the same period in 2020.

As for movements between sub-Saharan Africa and North Africa, a sharp decline in flows to North Africa was observed from March 2020 onwards, with a slight stabilization trend in

the following months. During the first three months of 2021, and compared to the last quarter of 2020, a sharp increase of outgoing flows was observed at monitored Points of Entry between Mali and Algeria (26%), Niger and Algeria (45%) and Niger and Libya (25%) no changes were observed.

Flows at monitored borders in Iraq show that during the reporting period, there is a very slightly increasing trend of outgoing flows in the first three months of 2021 compared to the previous quarter.

The number of migrants who reached Europe crossing the Mediterranean Sea along the Western, Central and Mediterranean corridors and along the Western African Atlantic Route decreased significantly during the first quarter of 2021 compared to the last three months of 2020 (decrease of 52%) due mostly to the decrease in the number of flows towards Italy and Spain. Flows to Spain decreased by over 70% in the first quarter of 2021- irregular maritime migrant arrivals to the Canary Islands, in particular, which had seen a steep increase in 2020, witnessed an 80% drop in the first quarter of 2021, as compared to the previous quarter; flows to Italy by approximately 29%; flows to Greece by over 34%; flows to Malta by about 45%.

RESEARCH HIGHLIGHT – In March 2021, DTM Libya published the report “Labour Migration to Libya - Remittances Amidst Conflict and Pandemic,” which describes the importance of remittances sent by migrants from Libya to their countries of origin. The report used microdata collected from over 41,000 migrant interviews conducted in 2019–2020, including self-reported data on remittances disclosed by 14,000 migrants. One in three migrants (33%) interviewed by DTM Libya in 2019 and 2020 reported to have sent remittances to their country of origin from Libya, while most (83% interviewed during 2020) reported that they intended to send remittances.


However, throughout 2019–2020, the proportion of migrants sending remittances from Libya and the amounts remitted declined steadily, both due to armed conflict and to the socioeconomic impact of the COVID-19 pandemic.



Click [here](#) to read more.

DTM METHODOLOGIES



 For more regional DTM activity and publications, please visit Geoportals click [here](#)

 For any comments or questions, please contact IOM's Middle East and North Africa Regional DTM office: dtmromena@iom.int

