

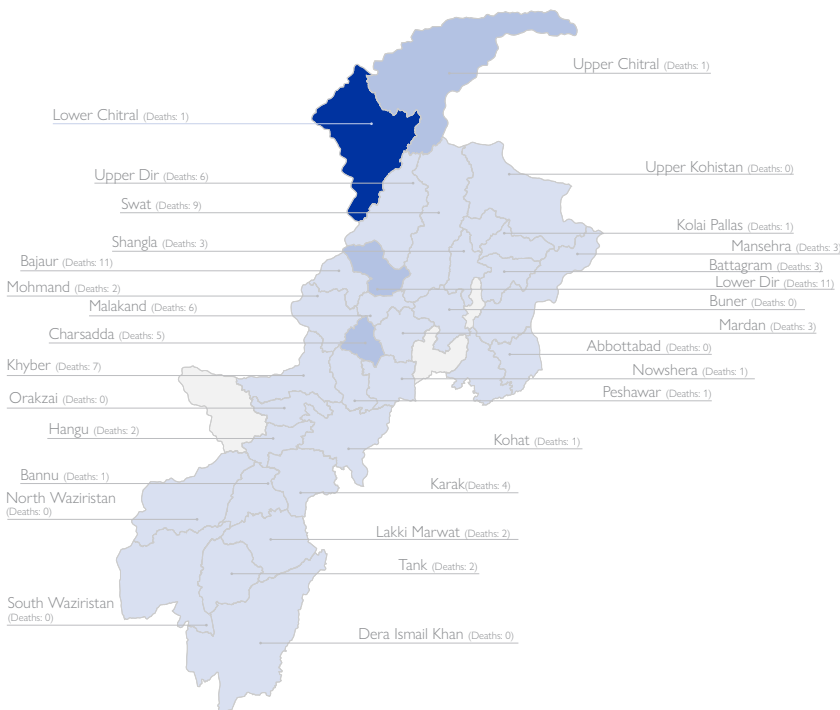
# RAINFALL | 195 rainfall incidents occurred across Khyber Pakhtunkhwa between April – May 2024

The information on this page has been retrieved from the website of PDMA Khyber Pakhtunkhwa, which can be accessed here: <https://pdma.gov.pk/>


### KEY FINDINGS (1 – 31 MAY)

- Rainfall in Khyber Pakhtunkhwa has impacted **8 districts**, resulting in widespread damage and disruption.
- Reports indicate that approximately **163 infrastructure units** have sustained damage in Khyber Pakhtunkhwa.
- The highest volume of rainfall was recorded in **Lakki Marwat district**, leading to damages to houses, landslides, flash flooding, lightning strikes, and road closures.
- In Khyber Pakhtunkhwa, **1 human casualty** has been reported in different districts, along with the loss of about **40 cattle**.

### HOUSES DAMAGED/DESTROYED, BY DISTRICT (CUMULATIVE, APRIL - MAY 2024)



### Count of houses damaged/destroyed




The designations employed and the presentation of material on this map do not imply the expression of any opinion whatsoever on the part of IOM or United Nations concerning the legal status of any country, territory, city or area or of its authorities, or concerning the delimitation of its frontiers or boundaries.

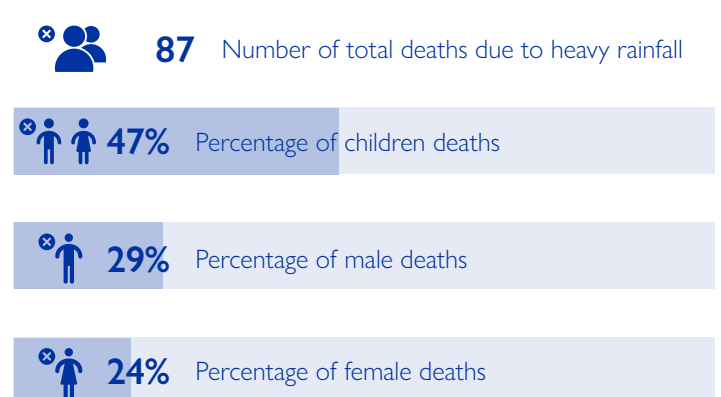
### (CUMULATIVE, APRIL - MAY 2024)

DISTRICT (TOP 10)	HOUSE DAMAGED/ DESTROYED	DEATHS
Lower Chitral	1,020	1
Lower Dir	768	11
Upper Chitral	474	1
Charsadda	405	5
Mohmand	301	2
Swat	254	9
Upper Dir	175	6
Malakand	149	6
Shangla	145	3
Lakki Marwat	137	2
<b>GRAND TOTAL</b>	<b>3,828</b>	<b>46</b>

### IMPACT DUE TO INCIDENT (TOP 5) (CUMULATIVE, APRIL - MAY 2024)



### LOSS OF HUMAN LIFE (CUMULATIVE, APRIL - MAY 2024)



### INFRASTRUCTURE CONDITION (CUMULATIVE, APRIL - MAY 2024)

**4,082** Number of partially damaged houses and infrastructure buildings

**689** Number of completely destroyed houses and infrastructure buildings