



Schweizerische Eidgenossenschaft  
Confédération suisse  
Confederazione Svizzera  
Confederaziun svizra

Swiss Agency for Development  
and Cooperation SDC



Co-funded by  
the European Union



GLOBAL DATA INSTITUTE  
DISPLACEMENT  
TRACKING MATRIX

# OVERVIEW OF THE MIGRATION SITUATION IN KAZAKHSTAN

## Quarterly Compilation Report (October–December 2023)



## OUTLINE

### [Key Findings](#)

#### [About MTM, Objectives](#)

- [1. Developments in migration policy](#)
- [2. Migration inflow and outflow](#)
- [3. Temporary Residence Permits](#)
- [4. Permanent Residence Permits](#)
- [5. Ethnic Kazakh returned to Kazakhstan](#)
- [6. Personal Remittances](#)



© IOM 2023

## KEY FINDINGS

The Quarterly Compilation Report on the migration situation in Kazakhstan shows the following trends:

- ➔ In the fourth quarter of 2023, fewer migrants arrived and departed the country (3,405,102 migrant arrivals and 3,554,434 migrant outflows) than in the previous quarter of 2023. Statistics show that migrants from the Russian Federation have started arriving less and are outnumbered by migrants from Kyrgyzstan.
- ➔ Migrants from China, the Republic of Türkiye, and India are the top 3 countries from non-CIS countries arriving in the fourth quarter.
- ➔ The migration balance with the CIS countries is positive (+9,528 migrants), and non-CIS countries remain negative (-184 migrants). More migrants from the Central Asia region tend to obtain permanent residence permits, and fewer decide to leave the country, especially those from Kyrgyzstan.
- ➔ More migrants of Kazakh ethnicity tend to come to Kazakhstan. They are gaining special status, “Kandas.” As of 1 September 2023, 16,026 ethnic Kazakhs returned to their historical homeland.
- ➔ The comparison analysis of remittances sent from Kazakhstan demonstrates the decline compared to 2022, especially since fewer transfers were made to Kyrgyzstan (22.2%) and the Russian Federation (-19.2%). The same situation occurs with the remittances sent to Kazakhstan from abroad, where Kyrgyzstan (-72.4%) and the Russian Federation (-55%) significantly declined the amount of their transfers. On the other hand, more transfers were made from the UAE (+48.4%) and the Republic of Türkiye (+15.3%).

## ABOUT MOBILITY TRACKING MATRIX

Mobility Tracking Matrix (MTM) is a system based on the IOM's Global Displacement tracking matrix – (DTM), and aims to track and monitor displacement and population mobility. MTM collects and analyzes information about mobility and vulnerabilities of displaced and mobile populations. This system allows systematically grasp and disseminate the better context and information on the needs of these populations to key decision-makers.<sup>1</sup>

## OBJECTIVES

The quarterly report is developed by combining secondary data obtained from different sources, including government agencies, international organizations, non-profit entities, and other types of organizations. More specifically, the report on the fourth quarter of 2023 was derived from data of the Ministry of Internal Affairs, Bureau of National Statistics, and Border Service of Kazakhstan. The data was compiled through a combination of published sources and direct requests to the partners and government agencies.

## 1. DEVELOPMENTS IN MIGRATION POLICY

- On 26 October 2023, the National Bank of the Republic of Kazakhstan brought up for discussion the changes to the legislative act "On introducing amendments and additions to some resolutions of the Board of the National Bank of Kazakhstan on the improvement of regulation of subjects of the market of payment services and non-cash payments", according to which the National Bank of Kazakhstan tightened the rules of issuing bank cards to non-residents of the republic. For a foreigner and stateless person temporarily staying or permanently residing in Kazakhstan, "issuance of payment cards is carried out on condition that they present, respectively, a temporary residence permit in the Republic of Kazakhstan or a permanent residence permit in the Republic of Kazakhstan, obtained in accordance with the Law of the Republic of Kazakhstan "About Migration of Population."

Changes in the order of issuing bank cards to foreigners are associated with "minimizing the risks of issuing payment cards for these persons to carry out illegal operations, including drug trafficking and gambling". In the National Bank of Kazakhstan explained that, according to the new rules, the issuance of payment cards will be possible with personal presence and on the basis of documents confirming the validity of being in the territory of Kazakhstan. These include, in particular, labour contracts, training contracts, and residence permits.<sup>2</sup>

- On 17 November, 2023, by the order of the President of the Republic of Kazakhstan Kassym-Jomart Tokayev, the Ministry of Foreign Affairs of the Republic of Kazakhstan has implemented the evacuation of Kazakhstan citizens who were in the Gaza Strip.<sup>3</sup>

Ninety-nine passengers - citizens of Kazakhstan and their family members arrived in Almaty by special evacuation flight. After passing all obligatory procedures at the airport, the evacuated citizens have been provided with temporary accommodation and are being provided with the necessary legal, medical and other assistance.<sup>4</sup>

Evacuation was conducted by the joint coordinated work of the embassies of Kazakhstan in Israel, Jordan, and Egypt, authorized bodies of these countries and international organizations.<sup>5</sup>

- On November 2, 2023, hundreds of migrant workers, mainly from Uzbekistan and Tajikistan, were prevented from crossing the border from Sarygash checkpoint (the southern border of Kazakhstan with Uzbekistan) due to alleged violation of the terms of stay in the country under the migration legislation, which provides for a one-month stay in the country, with exit and re-entry without extension.<sup>6</sup>

<sup>1</sup> [Displacement Tracking Matrix website, 2023](#)

<sup>2</sup> [National Bank, 2023](#)

<sup>3</sup> [Ministry of Foreign Affairs, 2023](#)

<sup>4</sup> [Ministry of Foreign Affairs, 2023](#)

<sup>5</sup> [Ministry of Foreign Affairs, 2023](#)

<sup>6</sup> [Ministry of Labour and Social Protection, 2023](#)

The queue was formed due to an excessive increase in the number of cases in court, which the Saryagash District Specialized Court for Administrative Offences did not have time to deal with. By 9 November, 2023 the situation was resolved by distributing cases to courts in other districts. In addition, the authorities set up tents for migrants waiting for their turn. Representatives of the non-governmental organizations were present on-site to assist migrants.<sup>7</sup>

## 2. MIGRATION INFLOW AND OUTFLOW

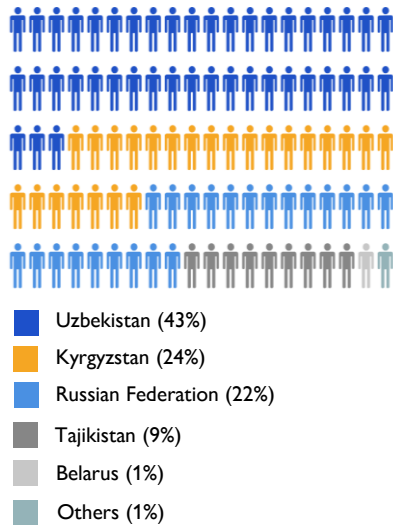
### 2.1. Migration inflow

The National Border Service of Kazakhstan reported a total of 3,405,102 migrant arrivals and 3,554,434 migrant departures in the fourth quarter of 2023.<sup>8</sup>

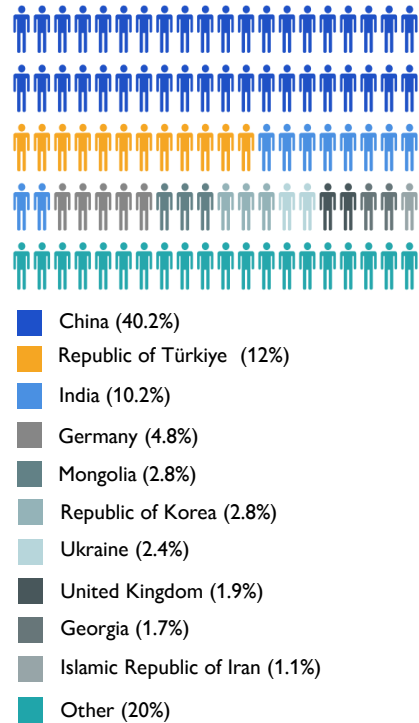
Of the total number of those who entered the country, 92 per cent (3,118,045 migrants) of total arrivals accounted for CIS member states – 43 per cent (1,334,101 migrants) from Uzbekistan, 24 per cent (737,942 migrants) from Kyrgyzstan, 22 per cent (688,069 migrants) from the Russian Federation, and 9 per cent (284,540 migrants) from Tajikistan.<sup>9</sup>

Other 287,057 arrivals accounted for non-CIS countries of origin: 40.2 per cent from China (115,436 migrants), 12 per cent from Republic of Türkiye (34,472 migrants), 10.2 per cent (29,311 migrants) from India, 4.8 per cent (13,882 migrants) from Germany, 2.8 per cent (8,230 migrants) from Mongolia, and 2.8 per cent (8,113 migrants) from the Republic of Korea.<sup>10</sup>

Migrant inflow from CIS member states



Migrant inflow from non-CIS member states



### 2.2. Migration outflow

Of the total number of those who departed the country, 3,237,044 or 91 per cent of total departures accounted for CIS member states – 41 per cent to Uzbekistan (1,469,172 migrants), 21 per cent to Kyrgyzstan (746,030 migrants), 19 per cent to the Russian Federation (678,302 migrants), and eight per cent to Tajikistan (293,487 migrants).<sup>11</sup>

<sup>7</sup> Ministry of Labour and Social Protection, 2023

<sup>8</sup> National Border Service of Kazakhstan, 2024

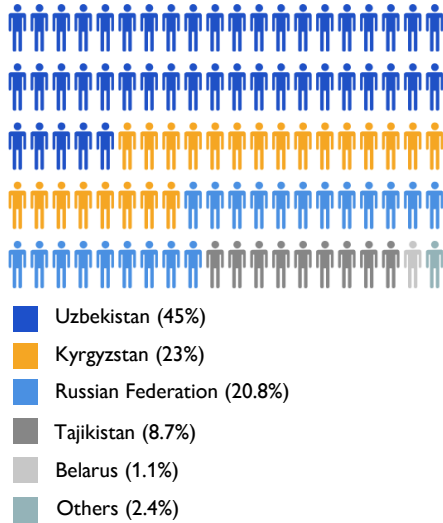
<sup>9</sup> National Border Service of Kazakhstan, 2024

<sup>10</sup> National Border Service of Kazakhstan, 2024

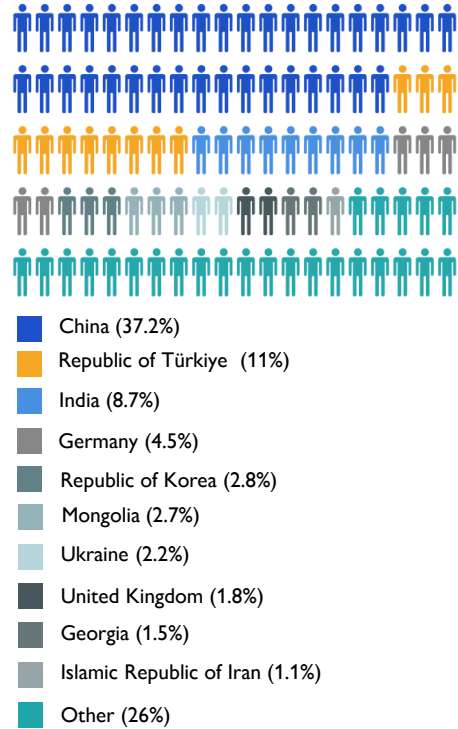
<sup>11</sup> National Border Service of Kazakhstan, 2024

Nine per cent or 317,390 departures accounted for non-CIS countries: 37 per cent to China (117,472 migrants), 11 per cent to Republic of Türkiye (35,308 migrants), 8.7 per cent to India (27,583 migrants), 4.5 per cent to Germany (14,477 migrants).<sup>12</sup>

Migrant outflow to CIS member states



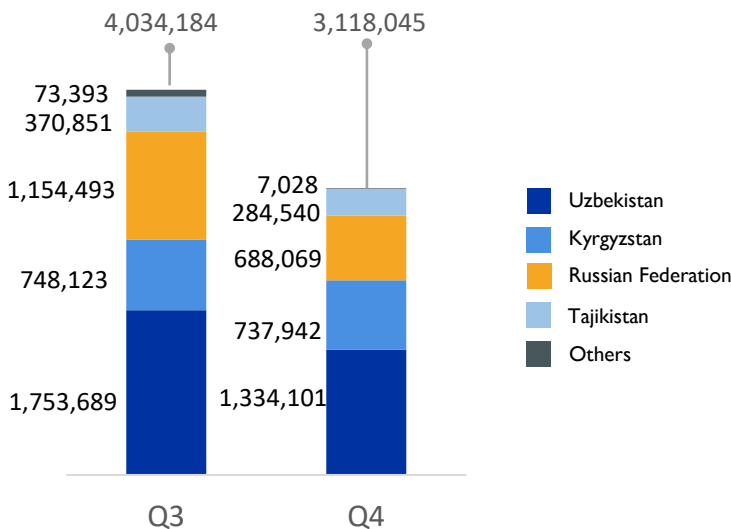
Migrant outflow to non-CIS member states



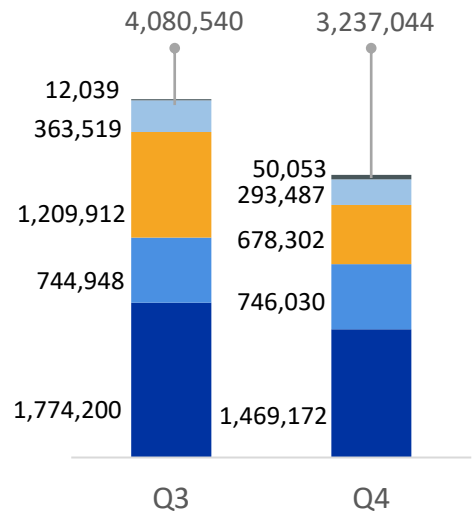
### 2.3. Compared migration inflow and outflow for Q3 and Q4 of 2023

In the fourth quarter, migration inflow from CIS member states declined by 22.7 per cent, and outflow by 20.7 per cent. Fewer migrants from the Russian Federation (-40.4 per cent) and Uzbekistan (-23.9 per cent) entered the country.

Migration inflow from CIS member states

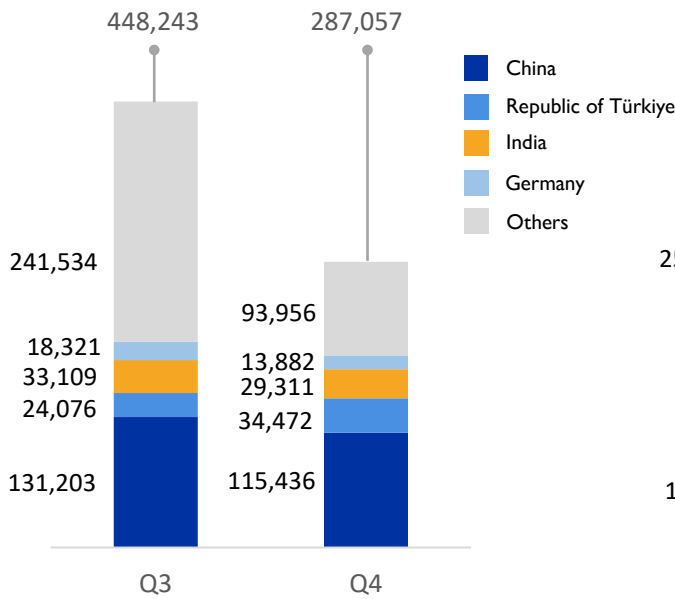


Migration outflow to CIS member states

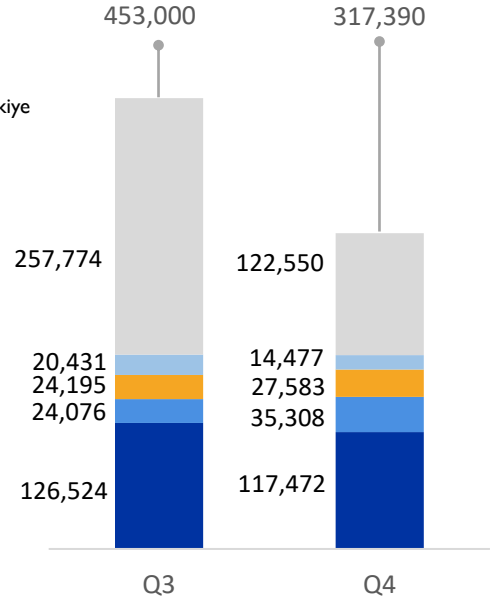


<sup>12</sup> National Border Service of Kazakhstan, 2024

Migration inflow from non-CIS member states



Migration outflow to non-CIS member states



The same decline registered in migration inflow (by 35.7 per cent) and outflow (by 29.9 per cent) of other countries than CIS.

3. TEMPORARY RESIDENCE PERMITS

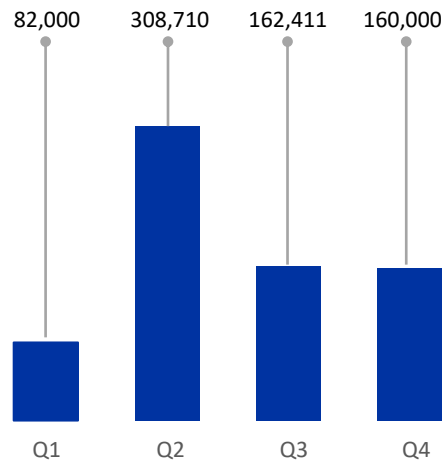
The Migration Service Committee of the Ministry of Internal Affairs registered in the fourth quarter over 160 thousand temporary residence permit holders, most of whom were from CIS countries.<sup>13</sup>

The number of temporary residence permit holders in the fourth quarter of 2023 slightly deviated from the previous quarter of 2023, with 162,411 migrants obtaining such permission. A significant spike in migrants obtaining temporary residence permits in 2023 occurred in the second quarter.

Table 1. Temporary Residence Permit Holders by country

Country	Number of migrants <sup>14</sup>
Uzbekistan	111,563
Russian Federation	35,718
Tajikistan	7,727
Kyrgyzstan	3,436
Azerbaijan	2,175
Belarus	556
Armenia	378

Temporary Residence Permit Holders by quarters of 2023



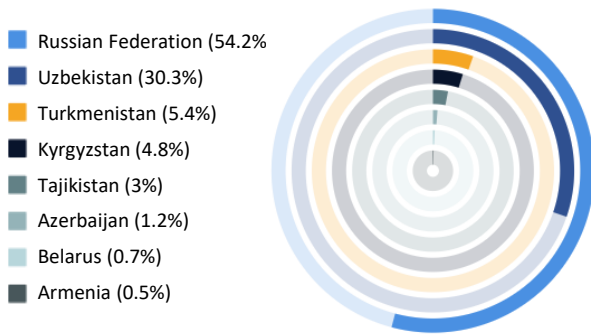
<sup>13</sup> Migration Service Committee of the Ministry of Internal Affairs, 2023

<sup>14</sup> Migration Service Committee of the Ministry of Internal Affairs, 2023

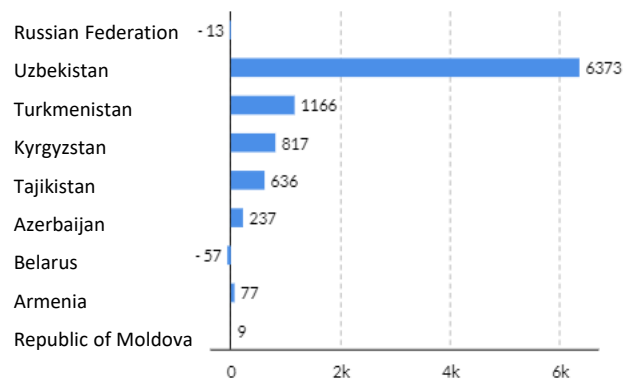
## 4. PERMANENT RESIDENCE PERMITS

In 2023, 25,399 migrants received permanent residence permits.<sup>15</sup> The majority of them were nationals of CIS countries (21,584 migrants): 54.2 per cent (11,707 migrants) from the Russian Federation, 30.3 per cent (6,545 migrants) from Uzbekistan, 5.4 per cent (1,168 migrants) from Turkmenistan, 4.8 per cent (1,028 migrants) from Kyrgyzstan, and 3 per cent (636 migrants) from Tajikistan, 1.2 per cent (269) from Azerbaijan, 0.7 per cent (153) Belarus, 0.5 per cent (78) from Armenia. 12,410 migrants from CIS countries terminated their permanent residence and left the country.<sup>16</sup> The majority were from the Russian Federation (11,720 migrants).<sup>17</sup> The migration balance with the CIS countries is positive (+9,528 migrants). More migrants from the Central Asia region tend to obtain permanent residence permits, and fewer decide to leave the country.<sup>18</sup>

Permanent residence permit holders from CIS countries



Migration balance of CIS countries by permanent residence

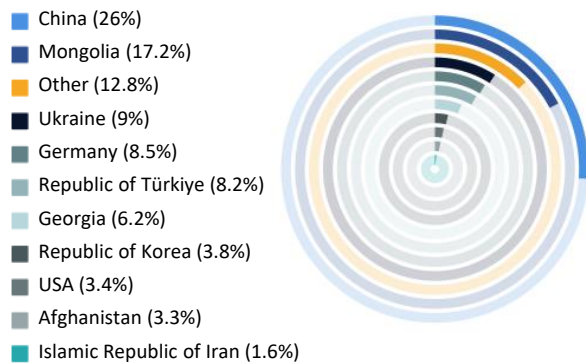


3,799 permanent residence permit holders were accounted for non-CIS countries: 26 per cent (981 migrants) from China, 17.2 per cent (655 migrants) from Mongolia, 9 per cent (338 migrants) from Ukraine, 8.5 per cent (324 migrants) from Germany, 8.2 per cent (313 migrants) from the Republic of Türkiye, 6.2 per cent (235 migrants) from Georgia, and 3.8 per cent (146 migrants) from the Republic of Korea.<sup>19</sup>

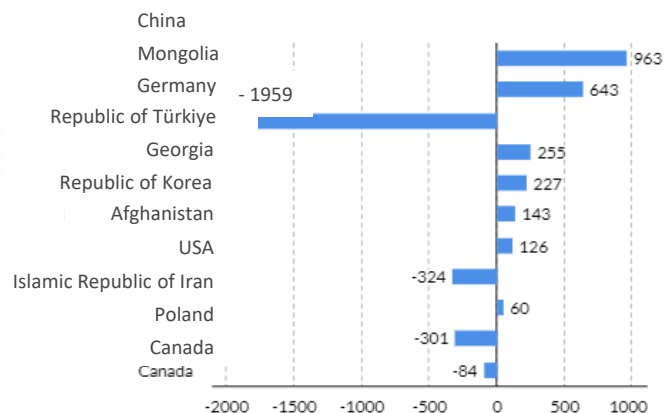
3,590 migrants from non-CIS countries terminated their permanent residence and left the country. The majority were from Germany (2,283 migrants), the United States of America (USA) (452 migrants), and Poland (334 migrants).<sup>20</sup>

The migration balance with the non-CIS countries is negative (-184 migrants).<sup>21</sup>

Permanent residence permit holders from non-CIS countries



Migration balance of non-CIS countries by permanent residence



<sup>15</sup> Bureau of National Statistics, 2023

<sup>16</sup> Bureau of National Statistics, 2023

<sup>17</sup> Bureau of National Statistics, 2023

<sup>18</sup> Bureau of National Statistics, 2023

<sup>19</sup> Bureau of National Statistics, 2023

<sup>20</sup> Bureau of National Statistics, 2023

<sup>21</sup> Bureau of National Statistics, 2023

## 5. ETHNIC KAZAKH RETURNED TO KAZAKHSTAN

As of 1 September 2023, the Ministry of Labour and Social Protection reported 16,026 ethnic Kazakhs returned to their historical homeland and received the status of “Kandas”.<sup>22</sup>

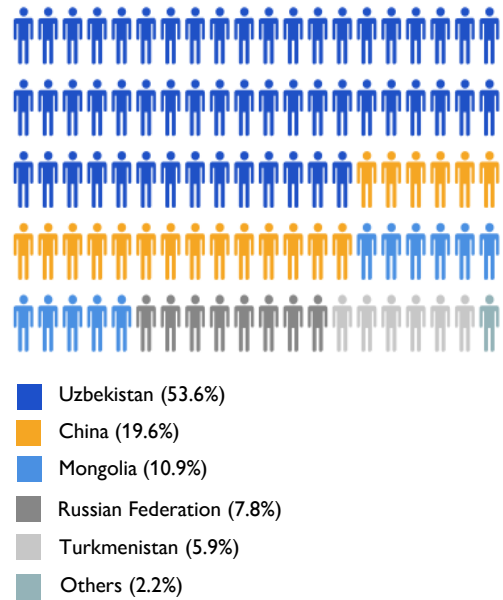
A total of 1,123,200 ethnic Kazakhs have returned to the country since 1991.<sup>23</sup>

The number of Kandas migrants of working age is 61.4 per cent, 30 per cent are younger than working age and 8.5 per cent are pensioners.<sup>24</sup>

Of the Kandas of working age, 15.6 per cent have higher education, 34.4 per cent have specialized secondary education and 41.2 per cent have general secondary education.<sup>25</sup>

The ethnic Kazakhs who have arrived have settled in various regions of the country. At the same time, the following labour-deficient regions have been identified for the settlement of Kandas: Akmola, Abay, Kostanay, Pavlodar, East Kazakhstan region, North-Kazakhstan region.<sup>26</sup>

Countries of origin of Kandas<sup>27</sup>



## 6. PERSONAL REMITTANCES

### 6.1. Personal remittance outflows from Kazakhstan

According to the latest data from the National Bank of the Republic of Kazakhstan, the volume of personal remittances sent from Kazakhstan for three quarters of 2023 was estimated to be over 677.3 million United States Dollars (USD). In the same period of 2022, 844.1 million USD. The increase in remittances to Georgia is associated with an overall increase in bilateral trade turnover for in 2023 by 30 per cent.<sup>28</sup>

Table 2. Personal remittances transferred from Kazakhstan in three quarters of 2023 and 2022<sup>29</sup>

Country	Amount of remittances sent from Kazakhstan in three quarters of 2023	Total share	Amount of remittances sent from Kazakhstan in three quarters of 2022	Total share	Variance
Russian Federation	198 million USD	29.2%	245.4 million USD	29%	- 19,2%
Republic of Türkiye	158.3 million USD	23%	191.6 million USD	22.7%	- 17,4%
Uzbekistan	105.7 million USD	16%	125.6 million USD	14.8%	- 16%
Georgia	61.2 million USD	9%	56.4 million USD	6.7%	+7.8%
Kyrgyzstan	22.3 million USD	3.3%	67.1 million USD	8%	- 22.2%
China	20.2 million USD	3%	24.5 million USD	3%	- 9.4%

<sup>22</sup> Ministry of Labour and Social Protection, 2023

<sup>23</sup> Ministry of Labour and Social Protection, 2023

<sup>24</sup> Ministry of Labour and Social Protection, 2023

<sup>25</sup> Ministry of Labour and Social Protection, 2023

<sup>26</sup> Ministry of Labour and Social Protection, 2023

<sup>27</sup> Electronic government of the Republic of Kazakhstan

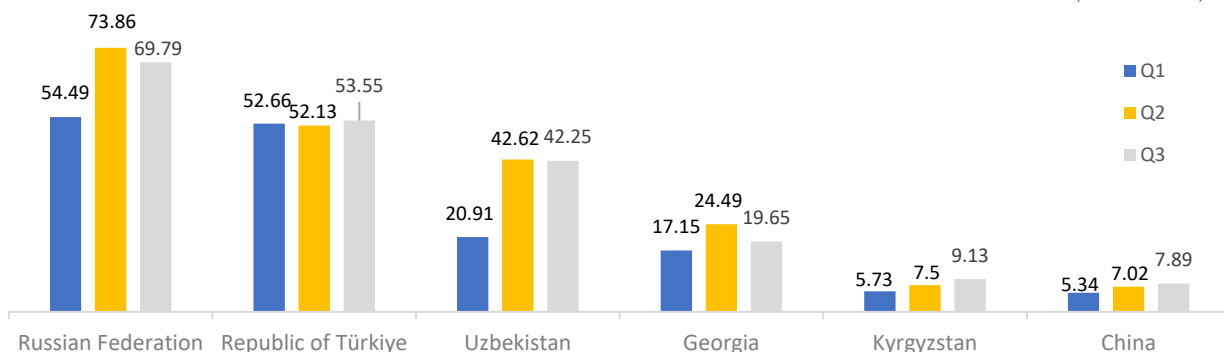
<sup>28</sup> National Bank, 2023

<sup>29</sup> National Bank, 2023

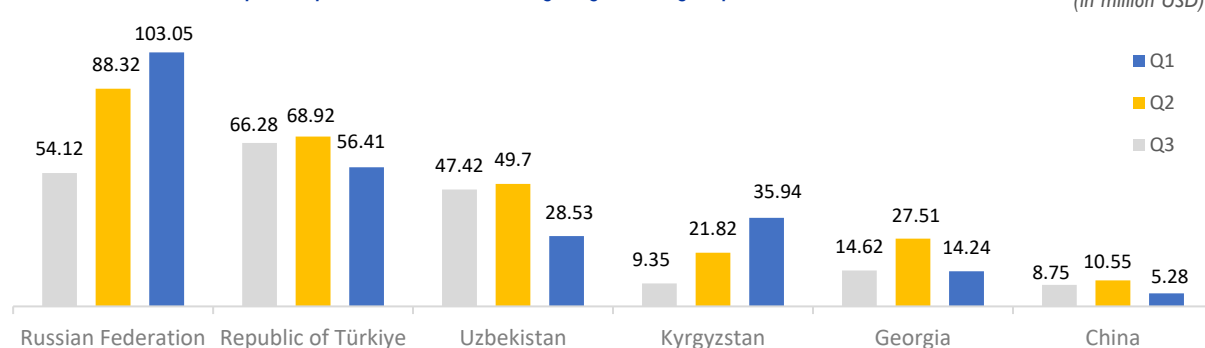


The comparison analysis demonstrates that the overall volume of remittances sent abroad deviates downward compared to the same period of the previous year (variance -166.8 million USD), especially for remittances sent to Kyrgyzstan (-22.2%) and the Russian Federation (-19.2%).<sup>30</sup>

*The remittances transferred from Kazakhstan in Q1, Q2 and Q3 of 2023*<sup>31</sup>



*The remittances transferred from Kazakhstan in Q1, Q2 and Q3 of 2022*<sup>32</sup>



**6.2. Personal remittance inflows to Kazakhstan**

In the three quarters of 2023, the volume of remittances sent to Kazakhstan was 236.2 million USD, compared to 351.9 million USD in the same period of 2022 (variance - 115.7 million USD).<sup>33</sup>

*Table 3. Personal remittances transferred to Kazakhstan in three quarters of 2023 and 2022*<sup>34</sup>

Country	Amount of remittances sent to Kazakhstan in three quarters of 2023	Total share	Amount of remittances sent to Kazakhstan in three quarters of 2022	Total share	Variance
Russian Federation	55.8 million USD	27.8%	145.9 million USD	41.3%	- 55%
USA	55.5 million USD	23.5%	70.3 million USD	20%	- 21%
Germany	28.9 million USD	12.2%	28.9 million USD	8.2%	0
Republic of Korea	27.3 million USD	11.6%	35.6 million USD	10.1%	- 23.3%
Republic of Türkiye	13.7 million USD	5.8%	11.6 million USD	3.3%	+15.3%
UAE	12.6 million USD	5.3%	6.5 million USD	1.8%	+48.4%
Uzbekistan	10 million USD	4.2%	12.3 million USD	3.5%	- 18.7%
Kyrgyzstan	5.3 million USD	2.4%	19.2 million USD	5.4%	- 72.4%

<sup>30</sup> National Bank, 2023  
<sup>31</sup> National Bank, 2023  
<sup>32</sup> National Bank, 2023

<sup>33</sup> National Bank, 2023  
<sup>34</sup> National Bank, 2023

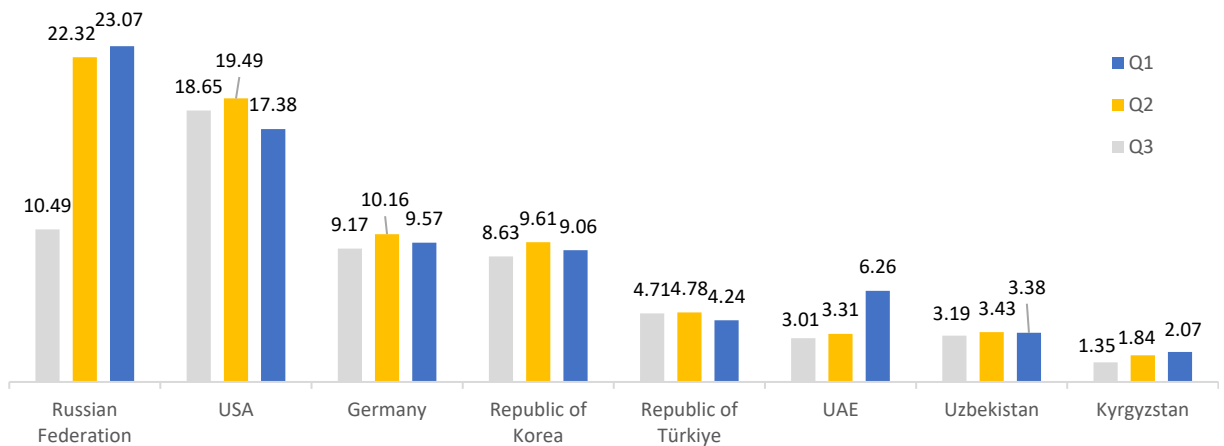
The comparison analysis shows that in 2023, more remittances came from the UAE (+48.4%) compared to the previous year and from the Republic of Türkiye (+15.3%). This may be due to the fact that an increasing number of outbound migrants from Kazakhstan are traveling to these countries to live and earn money.

Remittances from Kyrgyzstan(-72.4%) and the Russian Federation (-55%) decreased significantly. As mentioned in previous reports, the decrease in remittances from Kyrgyzstan may be related to the changes in its monetary policy at the beginning of 2023. The change in the situation with transfers from the Russian Federation may be associated with sanctions and the political situation around the war with Ukraine.

It is not yet clear why the number of remittances to Kazakhstan from the USA has also decreased.

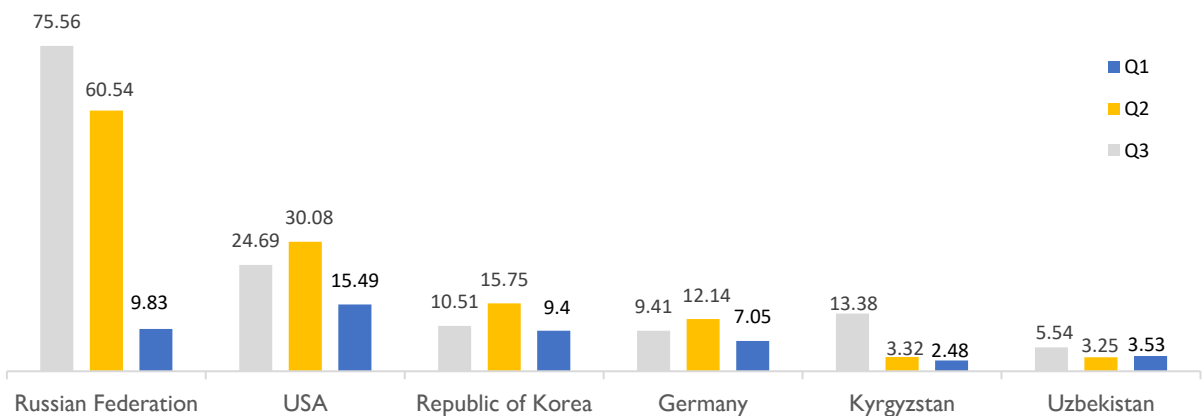
The remittances transferred to Kazakhstan in Q1, Q2 and Q3 of 2023<sup>35</sup>

(in million USD)



The remittances transferred to Kazakhstan in Q1, Q2 and Q3 of 2022<sup>36</sup>

(in million USD)



<sup>35</sup> National Bank, 2023

<sup>36</sup> National Bank, 2023

The opinions expressed in the report are those of the authors and do not necessarily reflect the views of the International Organization for Migration (IOM). The designations employed and the presentation of material throughout the report do not imply the expression of any opinion whatsoever on the part of IOM concerning legal status of any country, territory, city or area, or of its authorities, or concerning its frontiers or boundaries.

IOM is committed to the principle that humane and orderly migration benefits migrants and society. As an intergovernmental organization, IOM acts with its partners in the international community to: assist in meeting the operational challenges of migration; advance understanding of migration issues; encourage social and economic development through migration; and uphold the human dignity and well-being of migrants. This publication was made possible through support provided by the Swiss Agency For Development And Cooperation (SDC) under the terms of the Initiative “Labour Migration Programme – Central Asia” and the European Union (EU). The opinions expressed herein are those of the author and do not necessarily reflect the views of IOM or SDC.

International Organization for Migration (IOM), December 2023. Quarterly Compilation Report (October–December 2023). For more information on terms and conditions of DTM information products, please refer to: <https://dtm.iom.int/terms-and-conditions>.

**Publisher:**

International Organization for Migration (IOM) / UN Migration Agency,  
Subregional Coordination Office for Central Asia in the Republic of Kazakhstan:

**IOM Astana**

14, Mambetov Street, UN building, 010000, Astana,  
Tel .: +7 7172 696553  
Email: [iomastana@iom.int](mailto:iomastana@iom.int)

**IOM Almaty**

303, Baizakov Street, UN building, 050040, Almaty,  
Tel .: +7 727 2582643  
Email: [iomalmaty@iom.int](mailto:iomalmaty@iom.int)  
Website: [kazakhstan.iom.int](http://kazakhstan.iom.int)

All rights reserved. No part of this publication may be reproduced, stored in a retrieval system, or transmitted in any form or by any means, electronic, mechanical, photocopying, recording, or otherwise without the prior written permission of the publisher.

