

Q2 2020



QUARTERLY REGIONAL REPORT

# DTM Europe

Displacement Tracking Matrix (DTM)  
April – June 2020

[migration.iom.int/europe](https://migration.iom.int/europe) & [displacement.iom.int](https://displacement.iom.int)  
[dtmmediterranean@iom.int](mailto:dtmmediterranean@iom.int)

International Organization for Migration  
August 2020

DTM Quarterly Regional Reports are published every 3 months to consolidate and present summary updates and highlights of regional population mobility trends.



## CONTENTS

MIXED MIGRATION FLOWS TO EUROPE	2
MIGRANT FLOWS AND MONITORING IN TURKEY	4
FIRST ARRIVAL COUNTRIES	6
SPAIN .....	6
GREECE .....	7
ITALY .....	7
OTHER COUNTRIES OF FIRST ARRIVAL	9
WESTERN BALKANS.....	9
MIGRANTS PRESENCE IN EUROPE	12
MIGRANTS PRESENCE IN TURKEY	13
NEEDS MONITORING IN UKRAINE	14

Permission is required to reproduce any part of this publication. Permission to be freely granted to educational or non-profit organizations providing that the source is properly designated.

The opinions expressed in the report are those of the authors, and do not necessarily reflect the views of the International Organization for Migration (IOM). The designations employed, and the presentation of material within the report do not imply the expression of any opinion whatsoever on the part of IOM concerning the legal status of any country, territory city or area, or of its authorities, or concerning its frontiers or boundaries.

© International Organization for Migration (IOM) August 2020

IOM is committed to the principle that humane and orderly migration benefits migrants and society. As an intergovernmental organization, IOM acts with its partners in the international community to assist in meeting the operational challenges of migration, advance understanding of migration issues, encourage social and economic development through migration, and uphold the human dignity and well-being of migrants.

This report is produced by DTM Regional Support team for Europe through funding support from:



For feedback, please contact  
✉ [dtmmediterranean@iom.int](mailto:dtmmediterranean@iom.int)

Cover Photo: Children playing table tennis in the Unaccompanied minors area of the Temporary Reception Center “Bira”, Bihać. Melissa Kljuca/ IOM November 2018.

# MOBILITY OVERVIEW

## MIXED MIGRATION FLOWS TO EUROPE

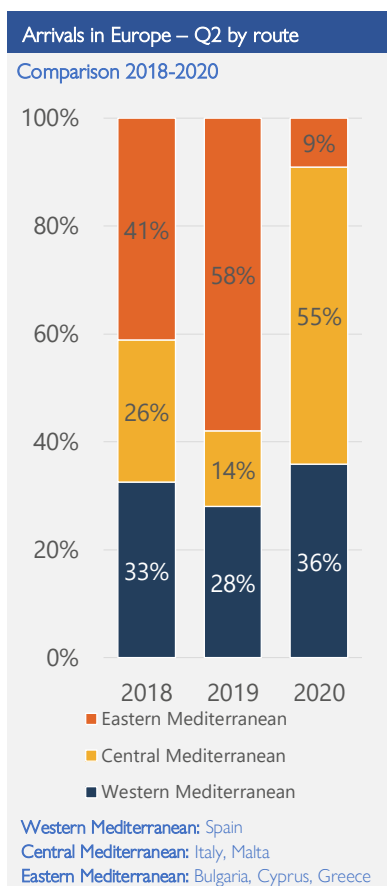
In the second quarter of 2020, a total of 8,567 migrants and refugees were registered arriving to Europe through the three Mediterranean routes, which is 62 per cent less than the 22,626 arrivals registered in the same period in 2019 and 79 per cent less than the 39,855 registered in 2018.

Arrivals in the second quarter of 2020 decreased by 54 per cent when compared to the previous reporting period (18,641 in Q1 2020). This significant decrease registered in arrivals coincides with the unprecedented effect of COVID-19 outbreak, global mobility in the form of various travel disruptions and restrictions, imposed by authorities to curb the spread of the virus since late February-beginning of March 2020.

Over half (55%) of all registered individuals arrived in Europe through the Central Mediterranean route by reaching Italy (4,156) and Malta (564). Another 36 per cent were registered in Spain (3,073) and the remaining 9 per cent crossed the Eastern Mediterranean and disembarked in Greece (572<sup>1</sup>) and Bulgaria (202).

Arrivals through the **Eastern Mediterranean route** were the highest among the three Mediterranean migration routes in all quarters of 2019, including also the first quarter of 2020 (a total of 9,056 arrivals were registered) resulting in it becoming the main entry route. However, a significant decrease in the number of arrivals through the Eastern Mediterranean route was observed in the second quarter of 2020. Here, only 9 per cent of the arrivals were registered along the Eastern Mediterranean route (774), which is almost 17 times less than the arrivals registered in the second quarter of last year (13,083 in Q2 2019).

<sup>1</sup> Data on land arrivals to Greece in May and June 2020 are not available.



Instead, the **Central Mediterranean route** via Italy and Malta became the main route of arrivals in the second quarter of 2020. A total of 4,720 arrivals were registered on this route in Q2 of 2020, which is 30 per cent more than the arrival registered in the same period of 2019 (3,294). In the second quarter of 2020, the Central Mediterranean is the first route in terms of arrivals to Europe, representing 55 per cent of all the arrivals registered in the region between April and June 2020. This trend is due to a significant increase in arrivals to Italy (2,794 registered at the end of Q1 2020, and 6,950 at the end of Q2), while arrivals in Malta in the first six months of 2020 (1,699) are only 33 per cent more than the arrivals registered in the same reporting period last year (1,276).

Although the Central Mediterranean route is the main route of arrivals in Q2, on a country level Greece remains the leading country with the highest number of newly registered migrants and refugees recorded since the beginning of 2020 in Europe with 9,628, or 35 per cent of all arrivals. Still, this is 48 per cent less than the 18,448 registered in the same reporting period of 2019, and 58 per cent less than the 22,899 reported in the same reporting period of 2018.

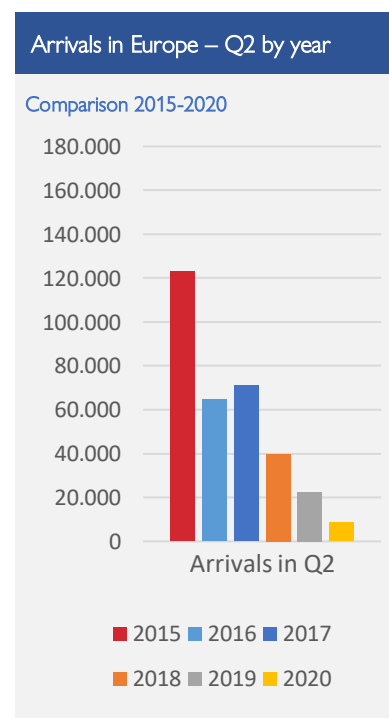
According to available data from national authorities, Tunisia is the most reported country of origin (1,245) arriving via the Central Mediterranean, followed by Bangladesh (844) and Côte d'Ivoire (460).

In the first six months of 2020, departures from Libya's coasts to Europe through the Central Mediterranean Route continued. According to official authorities, 8,642 migrants arrived in Italy and Malta by the end of June 2020, of which 5,374 had departed from Libya. At the same time, throughout June, 1,496 migrants returned to Libya, while 255 deaths had been recorded<sup>2</sup>.

Regarding the Eastern Mediterranean route, the Turkish Coast guard (TCG) reported to have apprehended 2,674 persons in the second quarter of the year, while trying to cross the sea between Turkey and Greece irregularly. The interceptions by the TCG, 11,727 in the first six months of 2020, in Q2 were 58 per cent lower compared to Q1 2020 (January-March). The top ten countries of origin of apprehended/rescued persons are Afghanistan, Congo, the Syrian Arab Republic, Somalia, Central African Republic, Pakistan, Eritrea<sup>3</sup>, Palestinian Territories, South Africa and Gambia.

Between April and June 2020 3,073 arrivals were registered on the **Western Mediterranean route**<sup>4</sup>, which is 51 per cent less than the arrivals registered on this route in Q2 of 2019 (6,249), and 76 per cent less than the arrivals registered in Q2 of 2018 (12,966). Similarly, arrivals registered in Q2 of 2020 in Spain (3,073) are 42 per cent less than the arrivals registered in Q1 2020 (5,344).

According to available data from national authorities, during the second quarter of 2020, Algeria is the most commonly reported country of origin among migrants and refugees registered arriving to Europe (1,402, or 19% of all the 7,335 nationalities registered in Q2), mainly through the Western Mediterranean route. It is followed by Tunisia (1,245, or 17%, mainly via Italy), non-specified sub-Saharan countries (1,070, or 15%, mainly via Spain), Bangladesh (844, or 12% of all the nationalities registered, of which 782 arrived to Italy and 62 arrived to Malta), Côte d'Ivoire (460,



<sup>2</sup> Source IOM's Missing Migrant Project, [missingmigrants.iom.int](https://missingmigrants.iom.int)

<sup>3</sup> The information on nationality breakdown provided in this report is based on the

nationality declared by migrants as reported by the Greek authorities.

<sup>4</sup> The information on arrivals to the Western Mediterranean route includes arrivals to the Canary Islands of Spain.

or 6%) and Sudan (449, or 6% of the total).

Intensified movements in the **Western Balkans** observed throughout 2019 continued also in 2020. However, between April and June 2020, authorities in North Macedonia, Bosnia and Herzegovina, and Serbia registered only a total of 5,114 new migrants. This is a decrease of 66 per cent when comparing with Q1 the same year, where 15,074 arrivals were recorded.<sup>5</sup>

Afghanistan, Pakistan, Morocco and Syrian Arab Republic were the most frequently registered countries of origin transiting through the Western Balkans between April and June in 2020.

## MIGRANT FLOWS AND MONITORING IN TURKEY

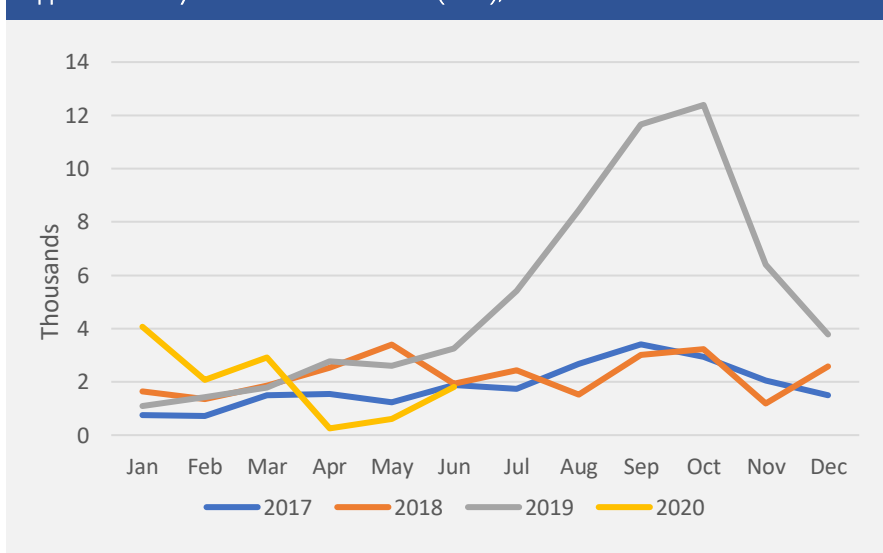
According to the latest available data from the Turkish Directorate General of Migration Management (DGMM) there are currently over 4.6 million foreign nationals present in Turkish territory seeking international protection. Most of them (3,591,892, or 78%) are Syrian nationals, followed by asylum seekers and refugees from Afghanistan, Iraq, and the Islamic Republic of Iran.

According to the data from Turkish Armed Forces (TAF), a total of 2,306 irregular migrants were apprehended on entry by land to Turkey in the second quarter of 2020, mainly from the Syrian Arab Republic (98%), the Islamic Republic of Iran (32 individuals), Iraq (3 individuals) and Greece (2 individuals). This is a 95 per cent decrease in comparison to Q1 of 2020 (46,315) and a 97 per cent decrease from the 73,644 reported in Q2 2019.

Additionally, the Turkish Coast Guard (TCG) apprehended 2,581 irregular migrants on the Aegean Sea in Q2 2020, around 71 per cent less than the 9,053 reported in the previous quarter, and 70 per cent less than the 8,639 apprehensions in the same quarter last year (Q2 2019). The total number of rescued irregular migrants by the TCG on the Aegean Sea in 2019 was 60,819, over twice the total for 2018 (25,398) and almost three times the total for 2017 (19,084).

includes returnees and commuters, as the entitlement to a pension for those residing in the Non-Government Controlled Areas (NGCA) is linked to the IDP status.

Apprehensions by the Turkish Coast Guard (TCG), 2017–2020



## INTERNAL DISPLACEMENT IN UKRAINE

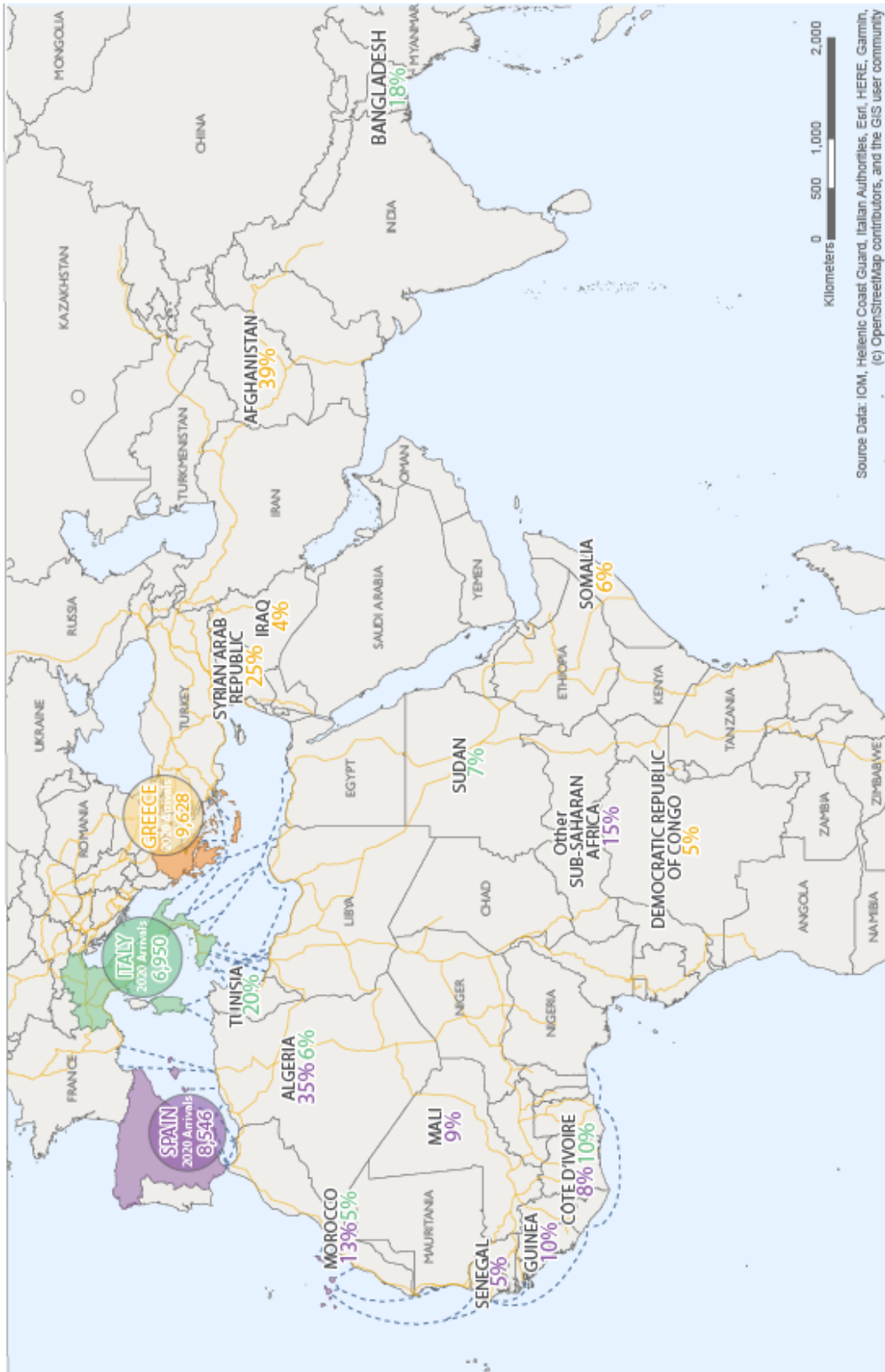
According to the information from the Ministry of Social Policy (MoSP) of Ukraine there were 1,448,234 internally displaced persons (IDPs) in Ukraine at the end of the second quarter of 2020 (as 26/04/2020). The total at the end of this reporting period shows a similar trend compared to the 1,447,025 reported in the previous reporting period of 2020, and it is 4 per cent more of the 1,386,501 reported at the end of Q2 2019. Data from the authorities

<sup>5</sup> Apprehensions in the Western Balkans are not included in arrivals in Europe to avoid

double counting of those registered at arrival in Greece.

# OVERVIEW: COUNTRIES OR AREAS OF ORIGIN

Arrivals to Greece, Italy and Spain according to available data from 01 January to 30 June 2020



\*Note nationality data for Greece are not available for the months of May and June 2020

# MIXED MIGRATION FLOWS

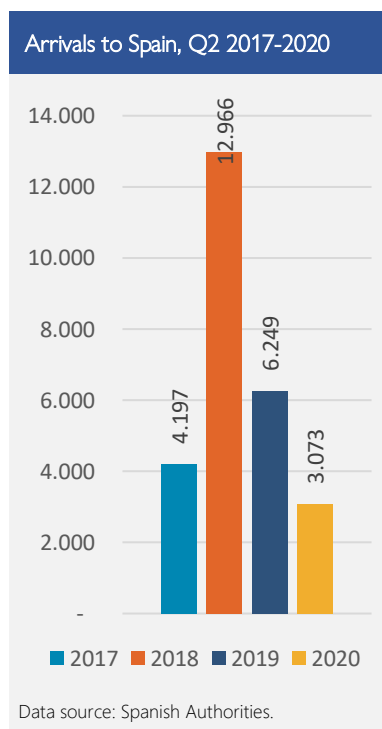
## FIRST ARRIVAL COUNTRIES

Arrivals in Europe, April–June 2020		
	Sea	Land
Greece*	534	38
Bulgaria		202
Cyprus		
Italy*	4,156	
Malta	564	
Spain	2,881	192

\*Data on land arrivals for Greece is not available for May and June. \*Data on land arrivals is not available

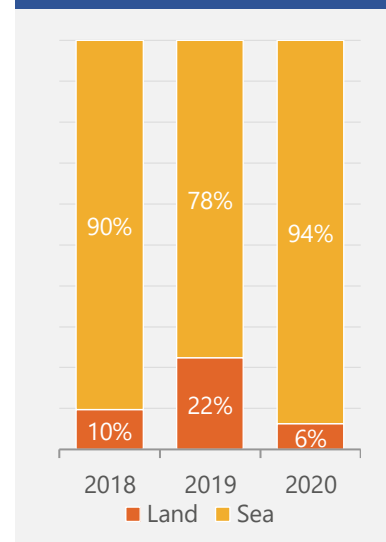
About 94 per cent of registered migrants and refugees during the reporting period arrived by sea, of which 70 per cent were landing in many locations within Andalucía (including Algeciras, Motril and Almería), Islas Baleares and Canarias. The remaining 6 per cent of arrivals in Q2 of 2020 were registered as land arrivals to the Spanish cities Melilla (5%) and Ceuta (1%). Land arrivals during this reporting period (192) have significantly decreased when compared to the previous quarter, when 1,738 migrants and refugees arrived by land to Spain.

## SPAIN

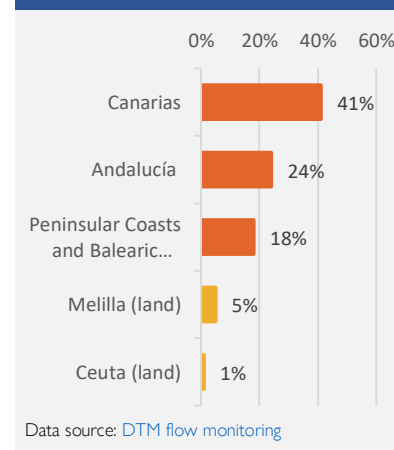


In Q2 of 2020, authorities in Spain registered a total of 3,073 sea and land arrivals, a decrease of 43 per cent compared to the 5,473 registered in the previous quarter (January–March 2020). At the same time, arrivals in the second quarter of 2020 are 51 per cent less than the 6,249 arrivals reported in the same period last year, and 76 per cent less than the 12,966 registered in Q2 of 2018.

## Land and sea arrivals (%) in Spain in Q2, 2018 – 2020



## Arrivals in Spain Q2 2020 – Main entry points

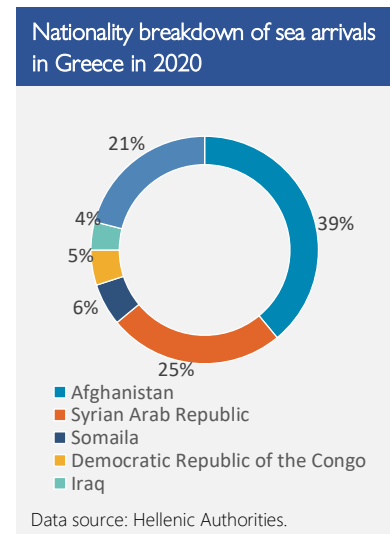
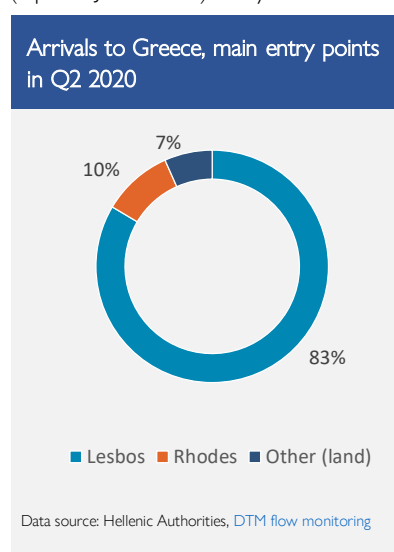


In terms of overall arrivals, in the previous year Spanish authorities registered 32,513 migrants and

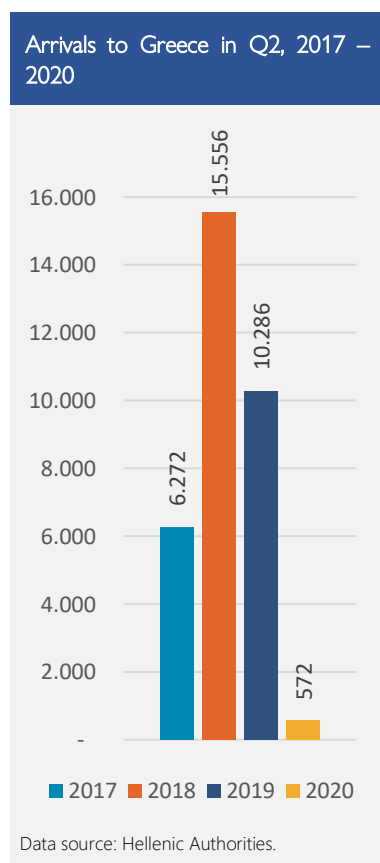
refugees, of which 20 per cent were land arrivals and 80 per cent were sea arrivals.

Between April and June 2020, Algeria is the first reported country of origin (50%) of migrants that arrived in Spain, followed by non-specified sub-Saharan countries (42%), Morocco (6%) and Mali (2%). This is a different trend compared to the top nationalities registered during the same period of 2019. Top three nationalities of migrants arriving to Spain the second quarter of 2019, were from Morocco (47%), followed by Mali (15%) and Guinea (10%).

similarly 94 per cent less than the 10,286 reported in the same period (April – June 2019) last year.



## GREECE



Between April and June 2020, Hellenic Authorities registered only a total of 572 migrants and refugees in the country, which is almost 16 times less than the 9,056 registered between January – March 2020, and

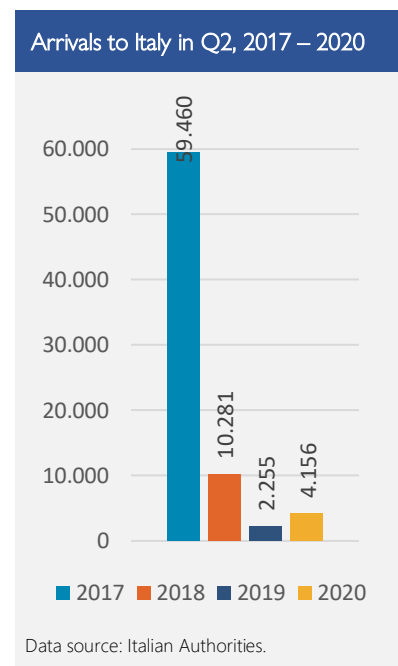
According to the Hellenic Coast Guard and Police, in Q2 of 2020 almost 7 per cent of migrants and refugees crossed the land border between Turkey and Greece, and the remaining 93 per cent crossed the Aegean Sea between the two countries.

According to available information, 83 per cent of all arrivals in Q2 were registered in the North Aegean islands, specifically in Lesbos, followed by islands in the South Aegean Sea (10% Rhodes) and land border locations.

Thirty-nine per cent of migrants and refugees who arrived in Greece by sea in the first six months (January-June 2020<sup>6</sup>) were of Afghanistan origin, followed by those from Syrian Arab Republic (25%), Somalia (6%), and Democratic Republic of the Congo (5%), and others. This is only a slightly different trend compared to the top three nationalities registered during the same period of 2019, where Iraq (8%) were amongst the top three nationalities reported along with Afghanistan (40%) and Syrian Arab Republic (14%).

## ITALY

Italian authorities registered a total of 4,156 migrants and refugees arriving by sea in the country during the second quarter of the year. This



represents an increase of 33 per cent compared to the 2,794 registered in Q1 2020, and it is more than 46 per cent more than the 2,255 registered in Q2 2019, and 60 per cent less than the 10,281 registered in the second quarter of 2018.

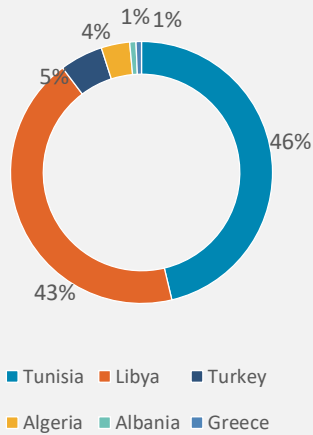
<sup>6</sup> Data on land arrivals to Greece in May and June 2020 are not available. Thus, the numbers presented in this section refer to arrivals by

nationality registered between January and June 2020



According to available data from the Italian Ministry of Interior, Tunisia is the most commonly reported

Arrivals in Italy at the end of Q2 of 2020 – main departure countries

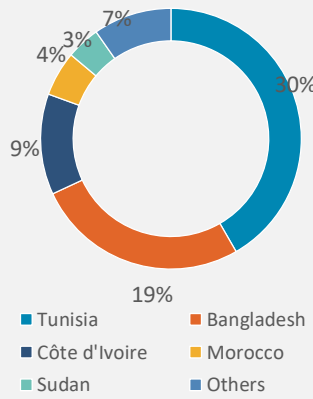


Data source: Italian Authorities, DTM flow monitoring.

country of origin this quarter, declared by 30 per cent of the registered migrants and refugees, followed by Bangladesh (19%), Côte d'Ivoire (9%) and Morocco (5%).

While in the first quarter of 2020 (January – March) Bangladesh was the first origin countries of arrivals to Italy, in Q2 it is the second most

Nationality breakdown of sea arrivals in Italy in Q2 2020



Data source: Italian Authorities.

represented of the registered migrants and refugees.

The relative increase in arrivals of migrants and refugees from North Africa (e.g. Tunisia) and West Africa (e.g. Côte d'Ivoire) in Italy can be related to the changes in the main

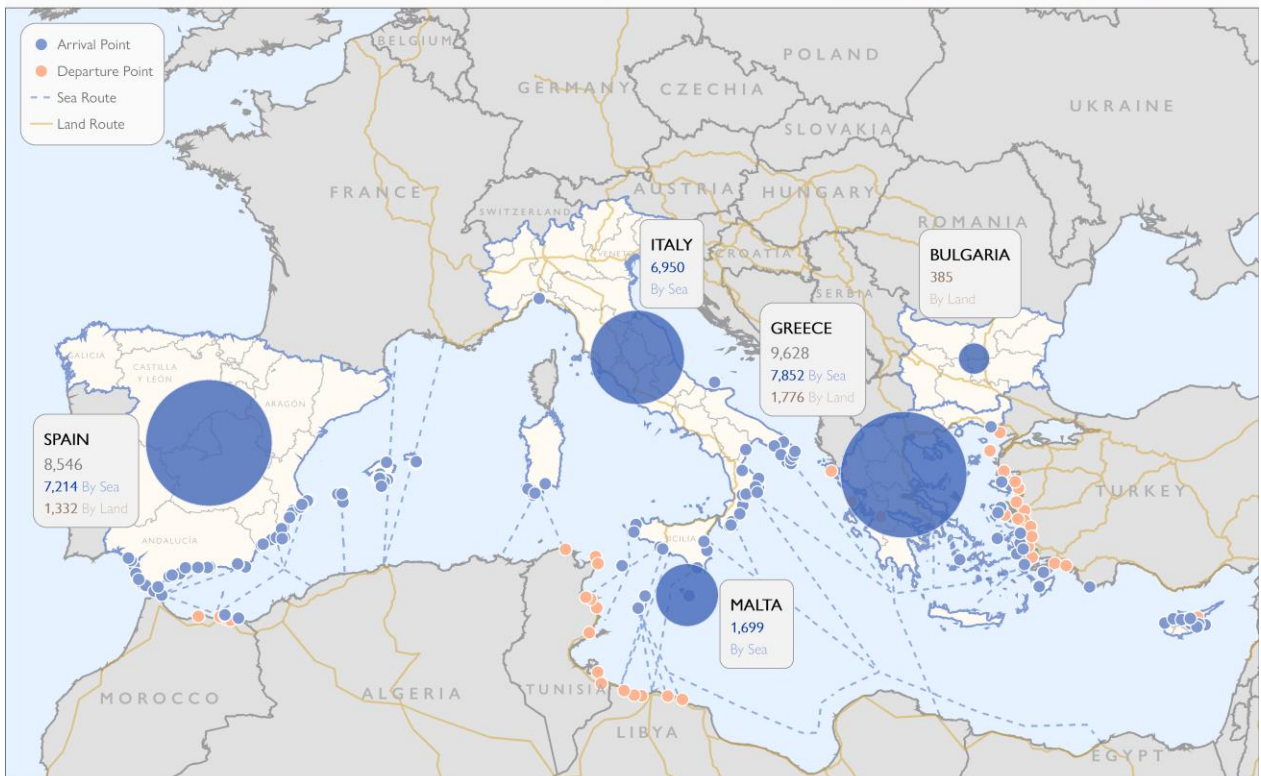
departure points this year when compared to the previous year.

While in 2019, 36 per cent of registered migrants and refugees reported to have departed from Libya and other 32 per cent from Tunisia, in the first six months of 2020 those who departed from Libya are 53 per cent of all arrivals by sea. The remaining migrants and refugees reported to have departed from Tunisia (34%), Algeria (6%), Greece (2%) and Albania (1%). However, registered migrants and refugees reported to have departed from Libya decreased by 24 per cent in the second quarter of 2020 when compared with Q1 (67%), while departures from Tunisia increased by 30 per cent in the second quarter when compared with Q1 (16%).

## ARRIVALS TO EUROPE

1 January - 30 June 2020

27,208 TOTAL 23,715 By Sea 3,493 By Land



This map is for illustration purposes only. Names and boundaries on this map do not imply official endorsement or acceptance by IOM.

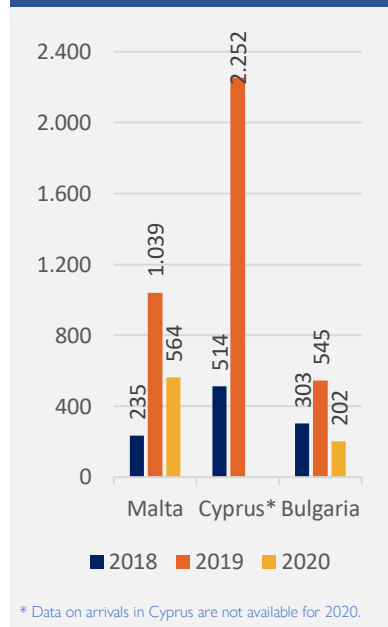
Source Data : IOM, National Authorities

0 150 300 600 Kilometers

## OTHER COUNTRIES OF FIRST ARRIVAL

### Malta and Bulgaria

Arrivals to Bulgaria, Cyprus and Malta in Q2, 2018–2020



A total of 766 migrants and refugees have been registered in other countries of first arrival in the Mediterranean region during the second quarter of 2020. Seventy-four per cent of these arrivals were recorded in Malta and the remaining 26 per cent in Bulgaria.

According to the data from **Bulgarian** Ministry of Interior, 202 new migrants were apprehended on entry, inside and on exit from the country in the second quarter of 2020<sup>7</sup>, 10 per cent more than the 183 reported in the previous quarter (Q1, January – March 2020) and 63 per cent less than the 545 apprehended in Q2 2019.

In the second quarter of the year, an estimated 564 migrants and refugees were rescued in the Central Mediterranean and brought to **Malta**. This is about a half of the 1,135 registered in the first quarter of 2020, and 46 per cent less than the 1,039

registered in the second quarter of 2019. According to available data on nationalities, Sudan is the most reported nationality on arrival in this quarter, declared by 43 per cent of migrants and refugees, followed by Côte d'Ivoire (15%), and Bangladesh (11%).

## WESTERN BALKANS

In **Serbia**, 2,766 new migrants and refugees have been registered in the reception centres across the country<sup>8</sup> at the end of the second quarter of 2020. This is a 48 per cent decrease from the 5,279 registered in Q1 2020, and around 26 per cent less the 3,735 in Q2 2019. In the first six months of 2020, 8,045 migrants and refugees have been registered by the authorities in total, which is 45 per cent more than the 5,564 reported in 2019, and over three times the 2,825 reported in 2018.

Afghanistan is the most frequently recorded country of nationality in the second quarter of 2020 (35%), followed by the Syrian Arab Republic (26%), Bangladesh (13%), Pakistan (10%) and others.

Between April and June 2020, authorities in **Bosnia and Herzegovina** registered a total of 2,346 irregular migrants, a 47 per cent decrease compared to the 4,423 reported in the previous quarter (Q1 2020) and 68 per cent less than the 7,330 recorded in the second quarter of 2019.

In the first six months of 2020, a total of 6,769 irregular arrivals were registered, 38 per cent less than the 10,900 registered in the same period of 2019, and 11 per cent less than the 7,585 recorded in the first six months of 2018.

In Q2 2020, Afghanistan was the most frequently reported nationality at arrival (32%), followed by Pakistan (24%), Bangladesh (14%), Morocco

(9%), and others. Afghanistan was also one of the most reported origin countries in the previous quarter (24%), although the share of migrants from Pakistan were higher (28%).

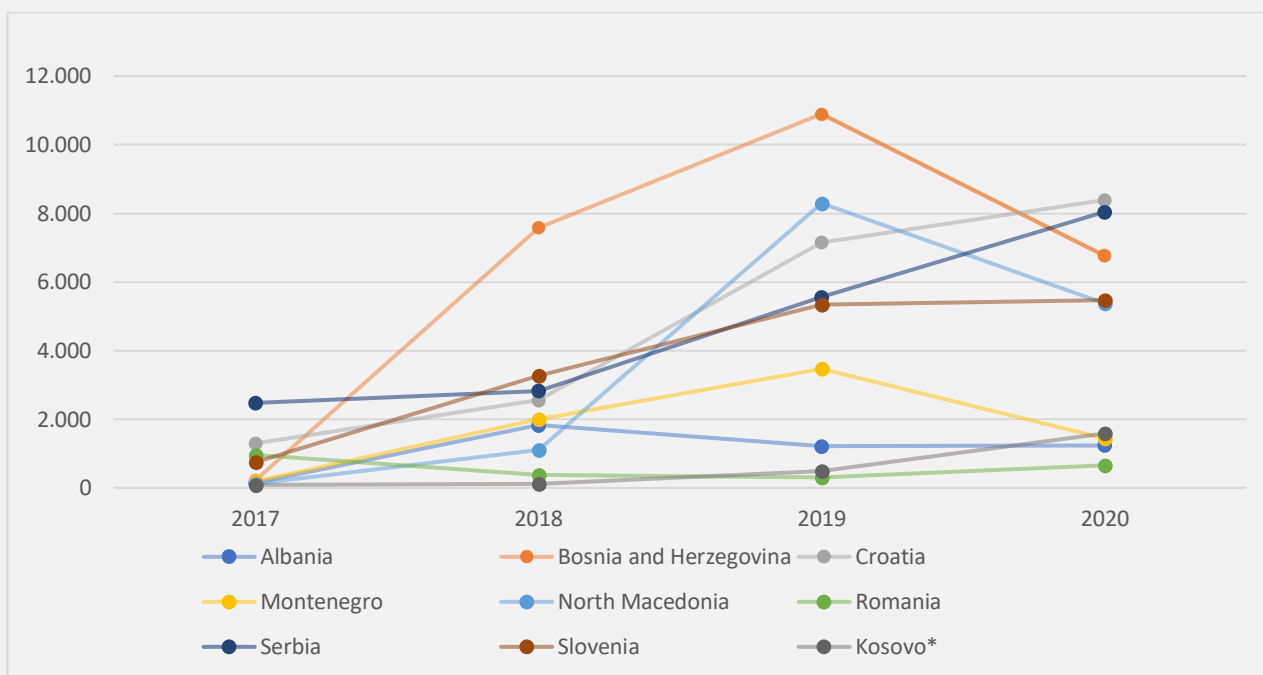
Reported arrivals in **Croatia** began to increase in the second quarter of 2020 with 5,194 migrants and refugees intercepted, 38 per cent more than the 3,196 in Q1 2020, and 15 per cent more than the reported 4,411 in Q2 2020. In 2020, 8,390 total apprehensions were reported, which is 15 per cent more than the 7,153 reported in the first six months of 2019, and more than three times the 2,552 reported in the first half of 2018.

Available information on the areas of apprehensions in 2020 so far indicate that migrants are detected most frequently in Primorsko-Goranska county on the way to the Slovenian border, followed by Karlovačka county bordering Bosnia and Herzegovina and Slovenia, and Vukovarsko-Srijemska county in the far east of the country bordering Bosnia and Herzegovina and Serbia. The most frequently reported countries of nationalities in Croatia in Q2 2020 were Afghanistan (28%), Pakistan (23%) and others. In Q1 2020, Afghanistan was still the most frequently reported country of nationality (23%), followed by Pakistan (19%) and Iraq (12%).

<sup>7</sup> Excluding arrivals on the border with Greece to avoid double counting arrivals to Europe.

<sup>8</sup> This used as a proxy indicator for the overall number of new arrivals in the country.

Registered migrants in transit countries between January and June 2017–2020<sup>9</sup>



Data source: National authorities, IOM.

\*References to Kosovo shall be understood to be in the context of United Nations Security Council resolution 1244 (1999).

According to national authorities, 3,148 migrants and refugees were apprehended in **Slovenia** during the second quarter of 2020, 26 per cent more than the reported apprehensions in Q1 2020 (2,324), and 15 per cent less than in Q2 2019 (3,706). In 2020, 5,472 apprehensions have been reported in Slovenia which is 2 per cent more than the 5,345 reported in the first part of 2019, and 68 per cent more than the 3,266 reported in the same period of 2018. This confirms an upward trend of apprehensions across these years. In Q2 2020, Morocco was the most frequently reported country of nationality (31%) of those apprehended, followed by Pakistan (24%), Afghanistan (13%), and others. This is similar to the profile of those apprehended in Q1 2020, although a decrease in the proportion of people from Pakistan was observed (first

country of origin reported in the first quarter) along with an increase in nationals of Morocco (18% in Q1 2020).

In Q2 2020, 191 irregular migrants were registered in **Montenegro**, almost more than 6 times less than those registered in the previous quarter (Q1 2020, 1,254), and almost ten times less compared to the 1,999 irregular migrants registered in Q2 of 2019. In the first six months of 2020, a total of 1,445 arrivals have been recorded by Montenegrin authorities which represents an 58 per cent decrease on the 3,469 reported at the end of Q2 in 2019, and 28 per cent less than those registered in the first part of 2018 (2,006).

In Q2 2020, reported nationalities of arrivals in Montenegro were most frequently from Afghanistan (46%), Iraq (12%) and Islamic Republic of Iran (10%). This represents a different trend compared to the

country of origin registered in previous quarter (Q1 2020), where the main countries of origin of irregular migrants registered were Morocco (73%), Algeria (10%) and Pakistan (4%). Accordingly, in this quarter a notable decrease in the frequency of migrants from Morocco (73% in Q1 2020, 6% in Q2 2020) and Algeria (10% in Q1 2020, 2 migrants registered in Q2 2020) is observed.

Authorities in **Albania**<sup>10</sup> registered a total of 276 migrants and refugees on entry to the country in the Gjirokastra region in the second quarter of 2020, 64 per cent more than the 166 registered in Q1 2020, and 11 per cent less than the 306 registered in the second quarter of the same year (April - June 2019). There were 442 migrants and refugees registered on entry to Albania in the Gjirokastra region in total in the first six months of 2020.

<sup>9</sup> Registered migrants in the transit countries in 2020 refers only to migrants registered in January – June 2020

<sup>10</sup> IOM collects data from two major Flow Monitoring Points (FMPs) in Albania, one in the Gjirokastra region and one in the Shkodra

region. Information on other entry points is not available.

Authorities also registered a total of 263 migrants and refugees on exit from Albania in the Shkodra region in the second quarter of 2020, around two times less than the 536 registered in Q1 2020, and 23 per cent less than the 341 registered in the same reporting period in 2019 (April – June 2019). There were a total of 799 registered migrants and refugees on exit from Albania in Shkodra in the first six months of 2020. The most frequently reported countries of origin in Albania in 2020 so far were Morocco (34%), the Syrian Arab Republic (17%), Afghanistan (13%), Pakistan and Algeria (10%), respectively, and others. This is a shift when compared to the same period last year, when the main countries of origin were Iraq (36%) and the Syrian Arab Republic (27%), followed by Pakistan (11%), Algeria (7%), Morocco (5%) and others.

In the first six months of 2020, 5,374 migrants and refugees have been registered in total in North Macedonia, which is one of the top five countries in the Western Balkan with highest numbers of apprehensions registered in 2020 so far. Afghanistan and Pakistan were the two most frequently reported nationalities registered for migrants and refugees in North Macedonia in 2020 (42% and 25% respectively), followed by India (9%), the Syrian Arab Republic (6%), Bangladesh (5%), Morocco (4%), and others. This is a similar trend compared to 2019.

Based on the available data from the Red Cross mobile teams operating in the areas close to the border with Serbia, an estimated 7,447 migrants and refugees were detected in the area and provided with assistance this quarter. Since the beginning of the 2020, Red Cross mobile teams assisted a total of 18,222 migrants and refugees in the country.

According to data provided by authorities in **Romania**, 174 migrants and refugees were apprehended on entry to, and exit from, the country during the second quarter of 2020. Arrivals in Q2 2020 are more than two times less compared the previous quarter (481 in Q1 2020) and comparable to the 168 reported in Q2 2019.

According to the available data for 2020, the Syrian Arab Republic is the most frequently reported nationality (42%), followed by those from Egypt (9%), Iraq (8%), India (5%), and others.

Authorities in **Kosovo**<sup>3</sup> registered a total of 328 migrants in the second quarter of 2020, a significant decrease from the reported arrivals in Q1 2020 (1,160) and about 41 per cent more than reported arrivals in Q2 2019 (232). In 2020, a total of 1,584 irregular migrants and refugees were registered entering the country, whereas 496 were registered in the first six months of 2019 and were registered in the same period of 2018.

The Syrian Arab Republic is the most reported nationality of arrivals in Kosovo<sup>3</sup> in 2020 (51%), followed by Morocco (12%), the Occupied Palestinian Territories (11%), Iraq (9%) and others. When comparing reported countries or areas of origin in 2020 and those reported at the end of Q2 in 2019, a decrease in the proportion of nationals of Iraq (18% at the end of the first six months of 2019) is observed. Similarly, an increase in the proportion of those from the Occupied Palestinian Territories (7% in the first part of 2019) is observed.

# MIGRANTS PRESENCE IN EUROPE

## MIGRANTS PRESENCE IN EUROPE

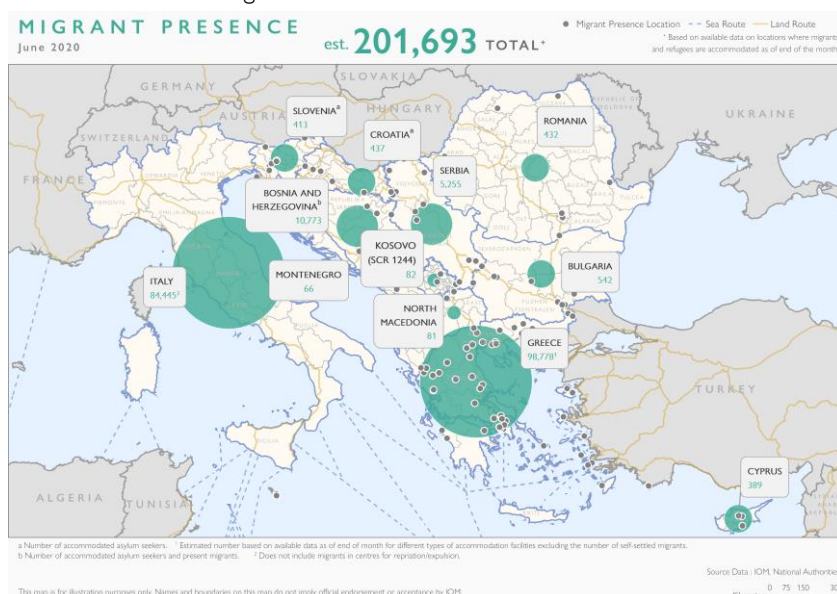
At the end of the second quarter in 2020 an estimated 201,693 migrants, refugees and asylum seekers were residing in different reception facilities in Italy, Greece, North Macedonia, Serbia, Croatia, Slovenia, Bulgaria, Romania, Montenegro, Bosnia and Herzegovina, Kosovo<sup>11</sup>, and Cyprus. No data is available on migrant's reception in Spain.

The total estimated number at the end of Q2 is 4 per cent less than the 209,328 reported at the end of Q1 2020, and 6 per cent more than the 191,007 recorded at the end of Q2 2019.

As in previous periods, Italy and Greece report the largest shares of migrants, refugees and asylum seekers accommodated (42% and 49% of the total respectively). Since November 2019, Greece has the highest number of migrants, refugees and asylum seekers accommodated in Europe. In Italy, the number of accommodated migrants and refugees has decreased only by 1 per cent between the first and the second quarter of 2020 (from 84,946 to 84,445). At the same time, in Greece, the number of accommodated migrants and

refugees has slightly decreased from an estimated 101,956 to an estimated 98,778 between Q1 and Q2 of 2020 (a 3% decrease). This is in slight contrast with the trend of increase observed each month since December 2018 and up to 1 February 2020 increasing. Some 67 per cent were accommodated in facilities on the mainland, while the remaining 33 per cent were accommodated on the islands, as of the end of June 2020. Another estimated 10,773 migrants were reported to be accommodated in Bosnia and Herzegovina in reception centres and private accommodation, while 5,255 were staying in reception centres and unofficial sites in Serbia (mainly in border areas with Croatia and Bosnia and Herzegovina). The remaining reported migrant presence is scattered among many other countries and locations of arrival and transit, ranging from the 542 in Bulgaria to the 81 in the Republic of North Macedonia.

In many transit countries figures on occupancy fluctuate on a daily basis as most of the reported migrants and refugees see these countries as transit stops on their way to Western Europe and therefore leave the premises of reception facilities after few days of stay and rest to try to continue their journey.



<sup>11</sup> References to Kosovo shall be understood to be in the context of United Nations Security Council resolution 1244 (1999).

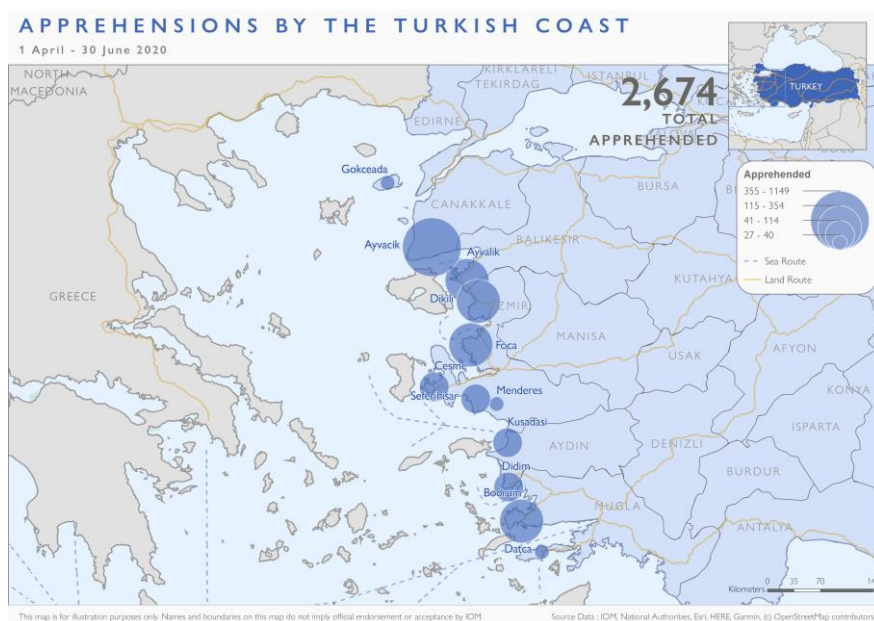
# MIGRANTS PRESENCE MONITORING IN TURKEY

## MIGRANTS PRESENCE IN TURKEY

According to the latest available data from the Turkish Directorate General of Migration Management (DGMM) there are currently over 4,6 million foreign nationals present in Turkish territory seeking international protection. Of these, 3,591,892 are Syrian nationals with granted temporary protection status, with another significant group of foreign nationals being asylum seekers and refugees from Afghanistan, the Islamic Republic of Iran and Iraq. The number of Syrians residing in camps has decreased by 974 since the end of the previous quarter (March 2020).

Available data from the Disaster and Emergency Management Presidency (AFAD), denotes that there are 7 Temporary Accommodation Centres for persons under temporary protection (Syrian nationals mainly) located in five cities in Turkey – Kilis, Kahramanmaraş Hatay, Osmaniye, and Adana. According to the DGMM statistics, a total population of 62,653 were residing in the Temporary

Accommodation Centers at the end of June 2020, which is a slight decrease compared to the 63,627 registered at the end of the previous quarter (March 2020), and 41 per cent less than the 108,732 reported at the end of Q2 2019. According to the data from Turkish Armed Forces (TAF), a total of 2,306 irregular migrants were apprehended on entry to Turkey in the second quarter of 2020, mainly from the Syrian Arab Republic (98%), Islamic Republic of Iran (1%) and others. Also, 92 apprehensions were registered on exit from Turkey, mostly in Edirne province on the border with Greece. During the reporting period there is a decrease of 44,009 apprehensions of persons coming mainly from the Syrian Arab Republic in comparison to the previous reporting period (Q1) of 2020.



# NATIONAL MONITORING SYSTEM REPORT UKRAINE

## NEEDS MONITORING IN UKRAINE

According to the official data by the Ministry of Social Policy of Ukraine (MoSP) there were 1,448,234 internally displaced persons (IDPs) in Government Controlled Areas (GCA) at the end the second quarter of 2020, a slight increase from the 1,447,025 reported at the end of the previous quarter (March 2020) and 1,386,501 reported at the end of Q2 (June 2019). The most IDPs are in Donetsk Oblast, Luhansk Oblast, Kyiv city.

The last IOM's National Monitoring System Report (NMS), released in February 2020, conducted more than 7,600 face-to-face and telephone interviews conducted with IDPs and key informants as part of the IOM's National Monitoring System Report (NMS) as of September last year ([last available report](#)).

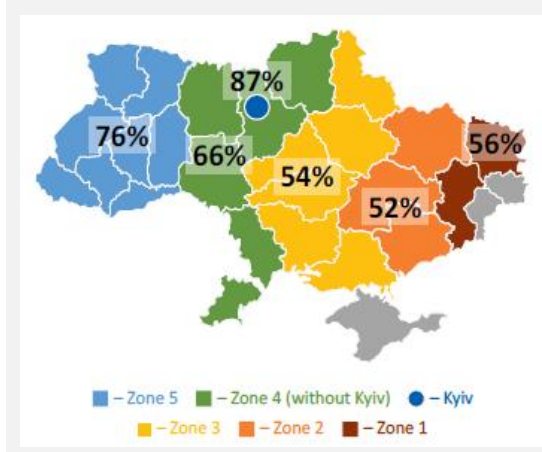
According to the collected data, the employment rate of IDPs slightly increased compared to the previous round. As of July–September 2019, the share of employed IDPs comprised of 47 per cent. Among the total population of Ukraine, the level of employment also slightly increased and as of the second quarter of 2019 was 59 per cent of the population aged 15–70 years. Also, the well-being of IDPs

improved compared to the previous round, as shown by an increase in the average monthly income in the period July–September 2019. Nevertheless, the data shows a generic economic insecurity of IDP households, as the average monthly income per one IDP household is considerably lower compared to the national Ukrainian household (UAH 3,631 and UAH 5,398, respectively). The most problematic issue identified by IDPs is the lack of own housing (37%), as most of IDPs still live in rented housing (44% in rented apartments, 8% in rented houses, 5% in rented rooms).

In July–September 2019, 80 per cent of the interviewed IDPs reported that they had been staying in their current place of displacement for over three years. As the findings demonstrate, IDPs generally continue to stay in their place of residence and do not move further.

Only 21 per cent reported the intention to return to their place of origin after the end of the conflict. At the same time, 36 per cent of the respondents expressed their intention not to return, even after the end of the conflict, which is the same as in the previous round.

Employment of IDPs after the displacement, by geographic zones, % of IDPs 18–59 years old





IOM staff supporting migrants and refugees in relocation from camp "Vučjak" to the Temporary Reception Center "Blažuj".  
Ervin Čaušević / IOM December 2019



International Organization for Migration (IOM)  

---

The UN Migration Agency