


# COVID-19 Mobility Tracking Impact – Points of Entry Analysis

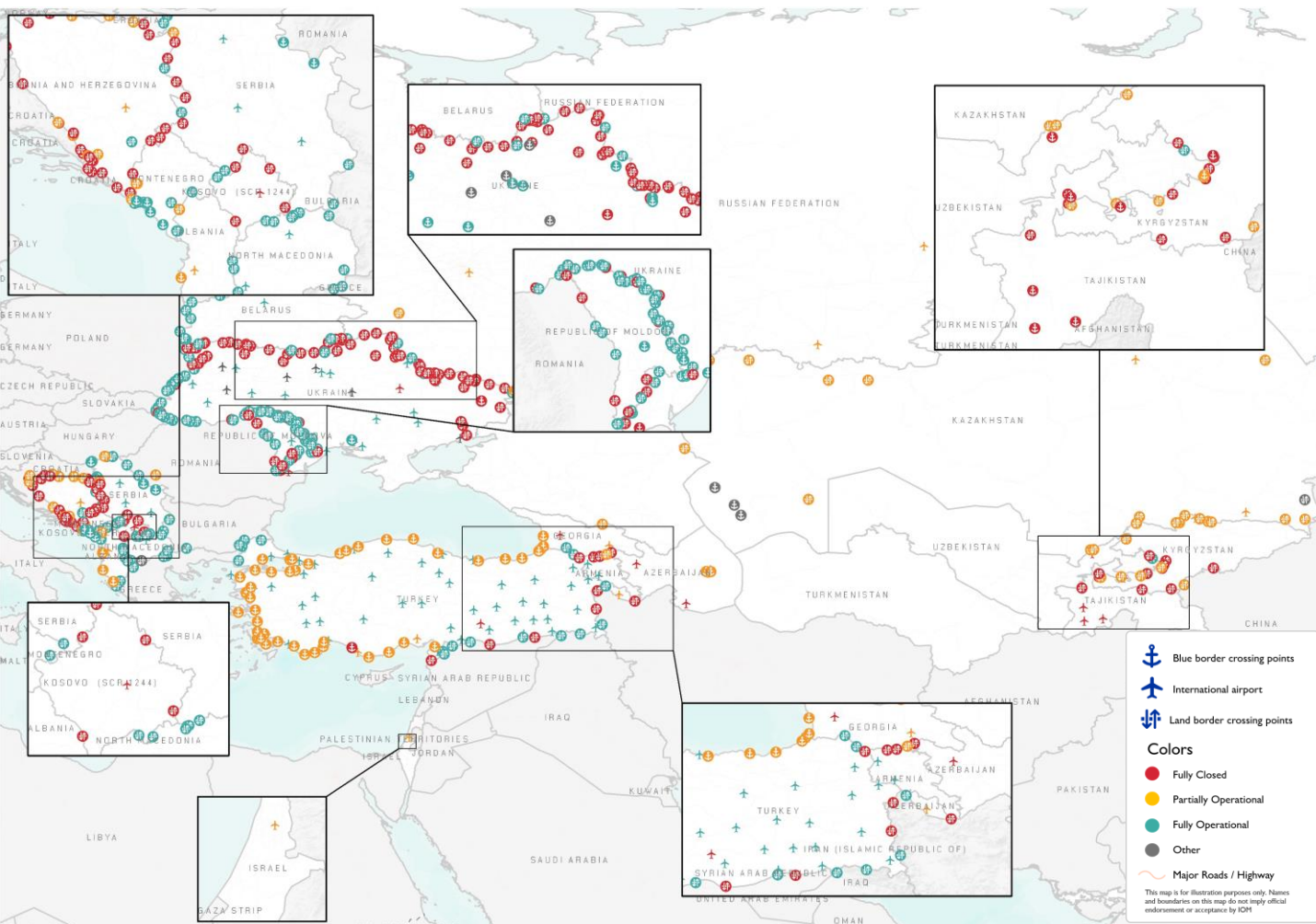
August 20, 2020 – IOM Regional Office for South-Eastern Europe, Eastern Europe and Central Asia

A total of 35,152 have succumbed to the Covid-19 disease in the South-Eastern Europe, Eastern Europe and Central Asia region (SEEECA) as of 27 August 2020 according to the World Health Organization (WHO). The outbreak of the virus has affected global and regional mobility in the form of various travel disruptions and restrictions. To better understand how the pandemic affects the mobility at the Points of Entry (PoEs), the International Organization for Migration (IOM) has developed an online tool and database which tracks changes in mobility at Points of Entry (airports, land and blue border crossing points). This includes preparedness and response measures to prevent, protect against, control and assist in line with the International Health Regulations (IHR). Among the mobility changes tracked by IOM are: 1) Movement restrictions on entry and/or exit, 2) Changes in visa requirements, 3) Restrictions applied to certain nationalities to disembark at this location, 4) Changes in identification documents needed to disembark, 5) Medical measures in place such as Health Staffing/Medical Personnel, Standard Operating Procedures (SOPs), Risk communication and community engagement (RCCE), Infection prevention and control (IPC) and Surveillance and Referral.

As of 20 August 2020, data was collected on 627 Points of Entry in 19 countries/territories/areas across South-Eastern Europe, Eastern Europe and Central Asia. These locations include: 424 land border crossings points, 122 airports, and 79 blue border crossing points (including sea, river and lake ports). This work is based on the information collected by IOM Country offices in the region. This PoE brief analysis provides an overview of the changes of impact on operational status and mobility restrictions over time, between April and August 2020. It is important to note that not all data on PoEs have been updated every month meaning that the trend displayed does not necessarily represent the current situation of all PoEs. In April – May 602 PoEs were assessed, in June – July, 625 and in August a total of 627 PoEs were assessed.



Overview of assessed international airports, land border crossing points and blue border crossing points in the SEEECA region



## Changes in operational status over time (April – August 2020)

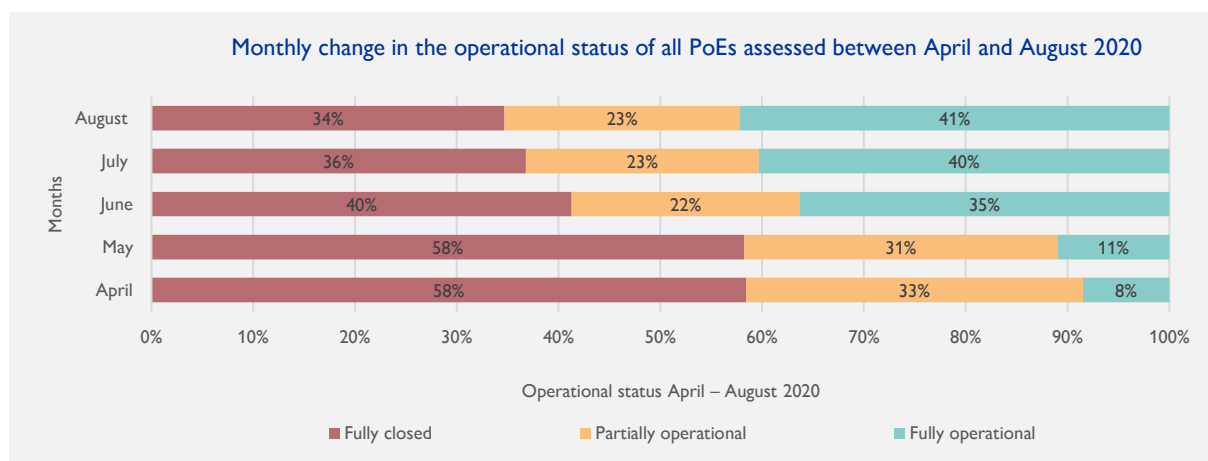
The effect of COVID-19 on global mobility is presently in flux. As of 20 August 2020, while travel restrictions remain in place, there have been changes in the number of travel restrictions worldwide being reflected in the operational status of the PoEs and restriction measures in place at the assessed locations. The following information on PoEs such as their operational status is collected according to the following classification: (1) closed for entry and exit, (2) closed for entry (3) closed for exit (4) open for commercial traffic only (5) open only to returning nationals and residents (6) open for entry and exit (7) other and (8) unknown. All types of measures were considered for airports, land and blue border crossing points.

### Points of Entry

In the region, the operational status of border crossing points is characterized by the implementation of several restriction measures to curb the spread of COVID-19. Significant changes in operational status of the PoEs was observed between April and August.

Overall, over half (58%) of assessed PoE were fully closed in April and May, respectively, while 40 per cent of them were fully closed in June, 36 per cent in July, and 34 per cent in August. Furthermore, one third (33%) of the assessed PoEs were partially operational in April, while the share of partially operational PoEs was 31 per cent in May, 22 per cent in June, 23 per cent in July and August, respectively.

Finally, in April, 8 per cent of the assessed PoEs were fully operational, while the share of fully operational PoEs among those assessed was 11 per cent in May, 35 per cent in June, 40 per cent in July, and 41 per cent in August. This is an increase of 33 per cent of fully operational PoEs in August, when compared with April.



**Airports<sup>1</sup>:** Less than half (38%) of the assessed international airports were fully closed in April, while the share of fully closed airports among those assessed was 37 per cent in May, 30 per cent in June, 23 per cent in July, and 11 per cent in August. Furthermore, over half (59%) of assessed airports were partially operational in April and May respectively, while the share of partially operational airports among those assessed was 17 per cent in June, and 19 per cent in July and August, respectively. Increasing numbers of airports operating regularly was observed between April and July. Only two per cent of the assessed airports were fully operational in April, while the share of fully operational airports among those assessed was 3 per cent in May, 51 per cent in June, 58 per cent in July, and 64 per cent in August. The number of operational airports increased significantly by 62 per cent between April and August.

**Land border crossing points<sup>2</sup>:** Regarding assessed land border crossing points, 72 per cent of them were completely closed in April and May, respectively, while the share of fully closed land border crossing points among those assessed was 47 per cent in June, 44 per cent in July and August, respectively. Moreover, 16 per cent of the assessed land border crossing points were partially operational in April, while the share of partially operational land border crossing points among those assessed was 13 per cent in May, 15 per cent in June, 16 per cent in July and August, respectively. Twelve per cent of the assessed land border crossing points were fully operational in April, while the share of fully operational land border crossing points was 15 per cent in May, 35 per cent in June, 40 per cent in July and August, respectively. The number of operational land border crossing points increased by 28 per cent.

**Blue border crossing points<sup>3</sup>:** Nineteen per cent of the blue border crossing points were completely closed in April and May, respectively, while the share of fully closed blue border crossing points among those assessed was 18 per cent in June, July and August, respectively. At the same time, 81 per cent of the assessed blue border crossing points were partially operational in April and May, respectively, while the share of partially operational blue border crossing points among those assessed was 66 per cent in June, July and August, respectively. In April and May, none of the assessed blue border crossing points were reported as being operational (75 out of 75 assessed blue border crossing points), while this number changed slightly in June, July and August, respectively, where 13 per cent of the assessed blue border crossing points were reportedly operational, respectively (see page 3, for further information).

1. 122 airports were assessed by April and May. The number of assessed airports increased from 122 to 124 by August 2020.

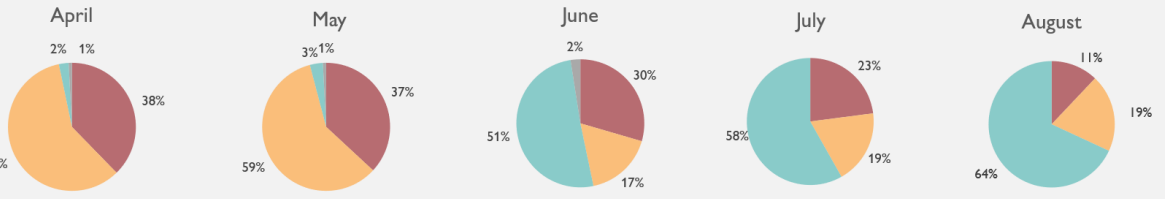
2. By April and May a total of 405 land border crossing points were assessed. The number of assessed land border crossing points increased from 405 to 424 by June 2020.

3. By April and May a total of 75 blue border crossing points were assessed. The number of assessed blue border crossing points increased from 75 to 79 by June 2020.

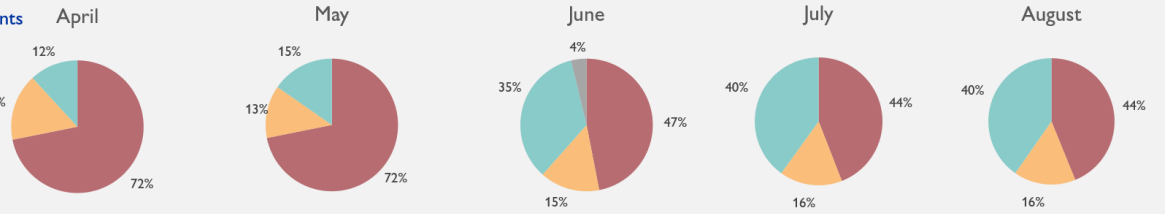
# Operational Status – Comparison: April – August 2020

■ Fully Closed
 ■ Partially Operational
 ■ Fully Operational
 ■ Other

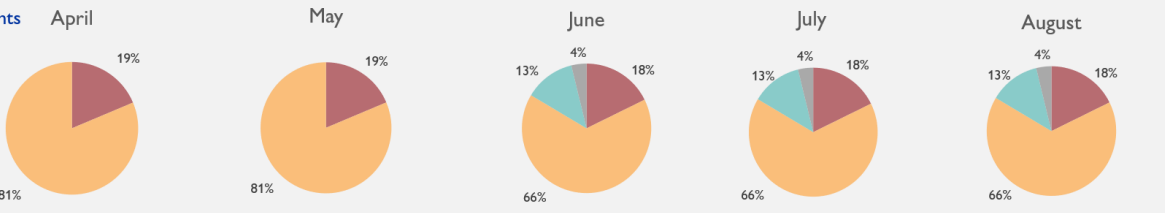
## Airports



## Land border crossing points

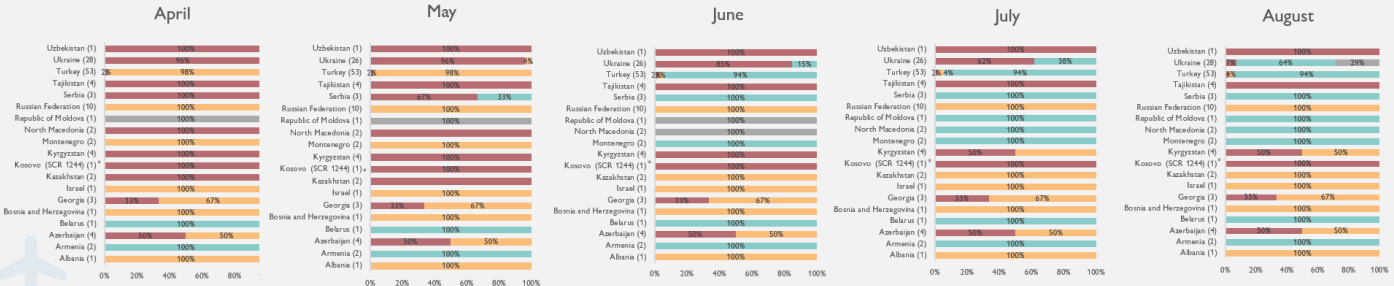


## Blue border crossing points

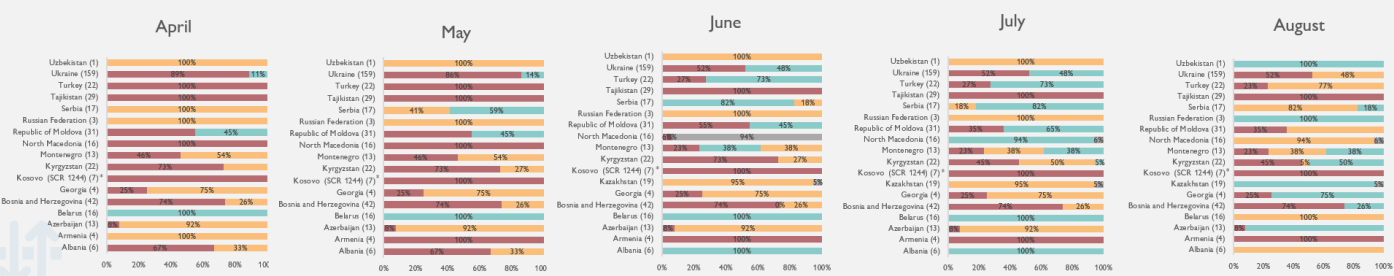


## Operational Status breakdown by country/territory/area in the SEECA region

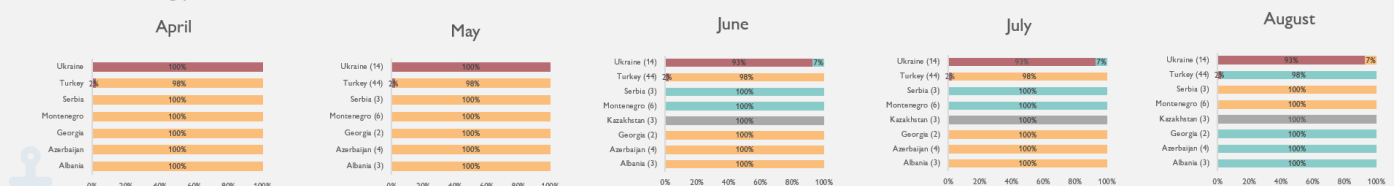
### Airports



### Land border crossing points



### Blue border crossing points



### Notes:

- The totals in the pie charts are relative to the assessed Points of Entry
- Under the category "Partially Operational" IOM includes "closed for entry", "closed for exit", "open only to returning nationals and residents" and "open for commercial traffic only".

\* References to Kosovo shall be understood to be in the context of United Nations Security Council resolution 1244 (1999).

## Changes in mobility restrictions over time (April – August 2020)

Slight changes in mobility restrictions of the border crossing points were observed between April and August. Mobility restrictions refer to restrictions of movements imposed both by entrance at PoEs and by exit through the PoEs, and medical measures.

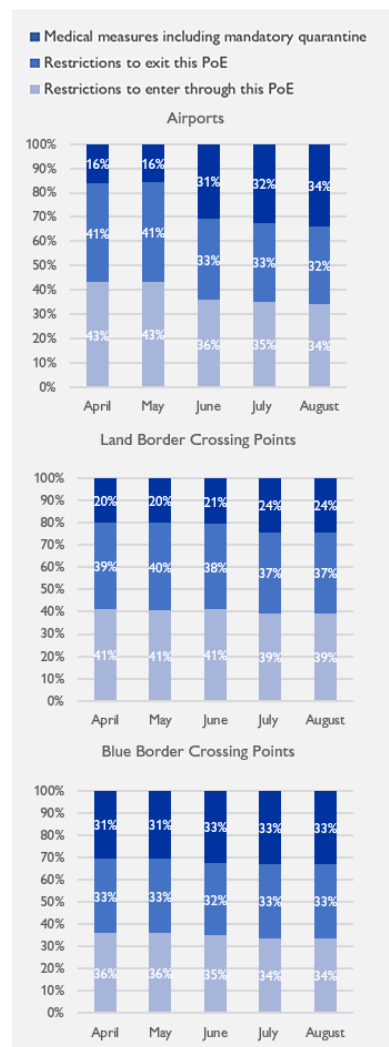
In April and May, 43 per cent of the restrictions were imposed on entering through this PoE at the international airports, respectively, while in June 36 per cent, in July 35 per cent, and in August 34 per cent. At the same time, in April and May, respectively, 41 per cent of the restrictions were imposed on exiting through this PoE at the international airports, while in June and July, 33 per cent, respectively, and in August 32 per cent. The number of medical measures including mandatory quarantine restrictive measures increased by June and July when compared with April and May: In April and May, 16 per cent of the restrictions were medical measures imposed on this PoE, respectively, while in June 31 per cent, in July 32 per cent, and in August 34 per cent.

Regarding the land border crossing points, in April, May, and June, 41 per cent of the restrictions were imposed on entering through this PoE, respectively, while in July and August 39 per cent, respectively. Furthermore, in April, 39 per cent of the restrictions were imposed on exiting through this PoE, while in May 40 per cent, in June 38 per cent, in July and August 37 per cent, respectively. Similarly, the number of medical measures had increased slightly by July when compared with April, May and June: In April and May, 20 per cent of the restrictions were medical measures imposed on this PoE, respectively, while in June 21 per cent, in July and August 24 per cent, respectively.

With regards to the blue border crossing points, in April and May, 36 per cent of the restrictions were imposed on entering through this PoE, respectively, while in June 35 per cent, and in July and August 34 per cent, respectively. Moreover, in April and May, respectively, 33 per cent of the restrictions were imposed on exiting through this PoE, while in June 32 per cent, and in July and August, 33 per cent, respectively. Only a slight increase of imposed medical measures were observed in June and July when compared with April and May: In April and May, respectively, 31 per cent of the restrictions were medical measures imposed on this PoE, respectively, while in June, July and August 33 per cent, respectively.

Overall, most of the restrictions were imposed on entering the PoE across the assessed airports, land and blue border crossing points within the SEECA region. Here, the highest number of restrictions to enter through the PoEs were recorded in April and May: 43 per cent at the assessed airports, 41 per cent at the assessed land border crossing points, and 36 per cent at the assessed blue border crossing points, while the lowest number of restrictions to enter through the PoEs were recorded in August: 34 per cent at the assessed airports, 39 per cent at the assessed land border crossing points, and 34 per cent at the assessed blue border crossing points.

Percentage: Mobility Restrictions – Comparison: April – August 2020



### Mobility Restrictions – Comparison: April – August 2020

Location type	Mobility Restriction	April	May	June	July	August
Airports	Restrictions to enter through this PoE	43%	43%	36%	35%	34%
	Restrictions to exit through this PoE	41%	41%	33%	33%	32%
	Medical measures including mandatory quarantine	16%	16%	31%	32%	34%
Land border crossing points	Restrictions to enter through this PoE	41%	41%	41%	39%	39%
	Restrictions to exit through this PoE	39%	40%	38%	37%	37%
	Medical measures including mandatory quarantine	20%	20%	21%	24%	24%
Blue border crossing points	Restrictions to enter through this PoE	36%	36%	35%	34%	34%
	Restrictions to exit through this PoE	33%	33%	32%	33%	33%
	Medical measures including mandatory quarantine	31%	31%	33%	33%	33%