

## OVERVIEW

IOM Pakistan collects data on the outflows of **undocumented Afghan migrants** at the Torkham and Chaman border crossing points in an effort to better understand the migration movements of undocumented Afghan migrants returning to Afghanistan from Pakistan. This exercise is part of the **European Union** funded project “Displacement Tracking Matrix Regional Evidence for Migration Analysis and Policy (DTM REMAP)”.

From 20 June to 3 July 2021, **463** undocumented Afghan migrants returned to Afghanistan, including **154** through the Torkham border point and **309** through the Chaman border point. During the reporting period, border authorities facilitated the return of **18** individuals due to the lack of legal documentation to remain in Pakistan. Therefore, information concerning these 18 individuals is not included in the report analysis.\*

\*The Torkham border point has been partially closed since 1 November 2020. The figures represented on the timeline from August 2020 to July 2021 include a data compilation effort between IOM Pakistan and IOM Afghanistan.

## HIGHLIGHTS

- During the reporting period, 12% of returnees were categorized as vulnerable persons, mainly elderly and chronically ill.
- In Pakistan, the primary occupations reported by returnees were: unskilled labor (56%), skilled labor (30%), business (13%) and student (1%).
- All returnees were carrying household items and cash when surveyed. They also travelled with additional items, such as personal belongings (99%), productive assets (76%), transportation or private vehicles (6%) and livestock (5%).
- The average cost of travelling from Pakistan to Afghanistan reported was 8,765 PKR per family.
- The top 3 challenges returnees expected to face in Afghanistan were: arranging for livelihoods (28%), settling into a new city (28%) and finding income opportunities (28%).

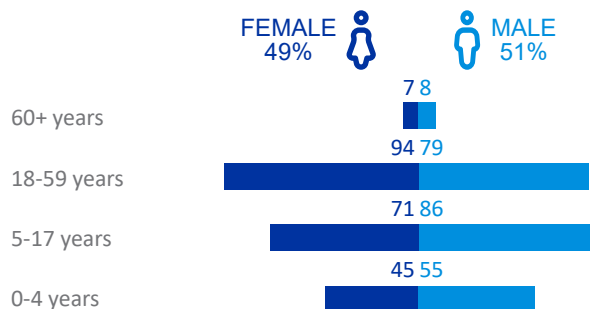
# 6,909 UNDOCUMENTED AFGHAN RETURNEES AT TORKHAM AND CHAMAN SINCE JANUARY 2021

### DISTRIBUTION OF UNDOCUMENTED RETURNEES

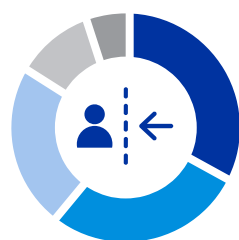


|  |   |      |
|--|---|------|
|  | Undocumented family                                       | 100% |
|  | Undocumented individual travelling with documented family | 0%   |
|  | Undocumented individual                                   | 0%   |

### AGE AND GENDER



### PUSH FACTORS



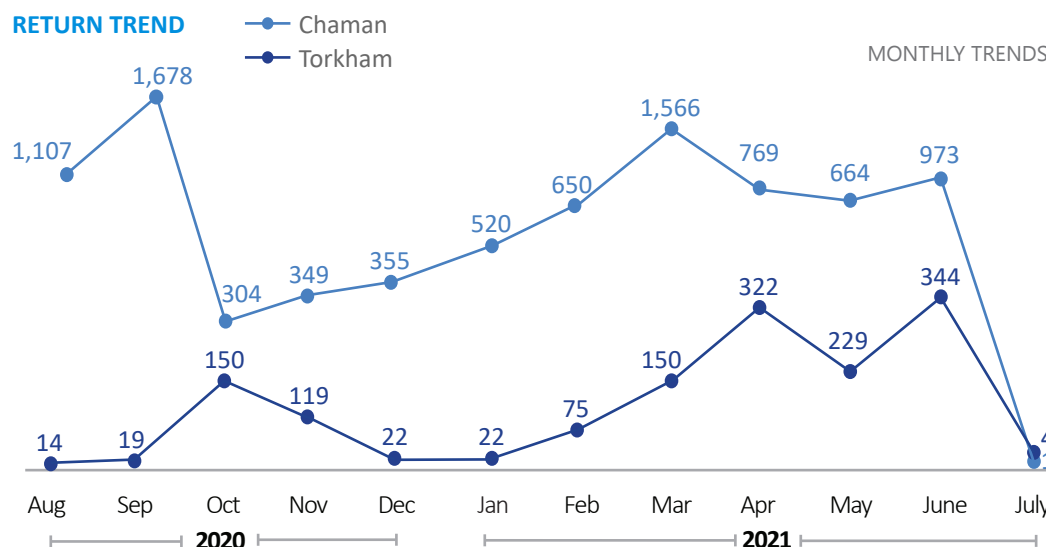
|  |                            |     |
|--|----------------------------|-----|
|  | Unable to pay house rent   | 33% |
|  | Unable to pay utilities    | 28% |
|  | No employment              | 23% |
|  | Business reasons           | 11% |
|  | Fear of arrest/deportation | 5%  |

### PULL FACTORS



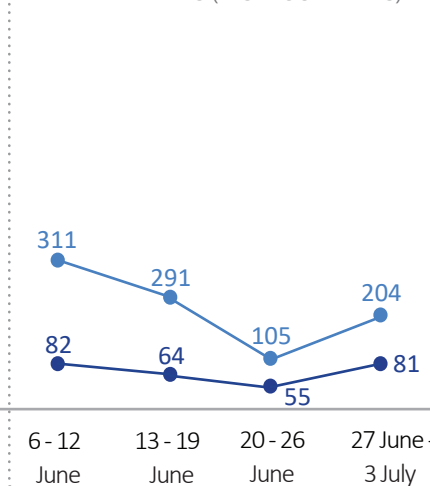
|  |                            |     |
|--|----------------------------|-----|
|  | Reunion with family        | 57% |
|  | Availability of assistance | 43% |

### RETURN TREND



### MONTHLY TRENDS

### WEEKLY TRENDS (LAST FOUR WEEKS)

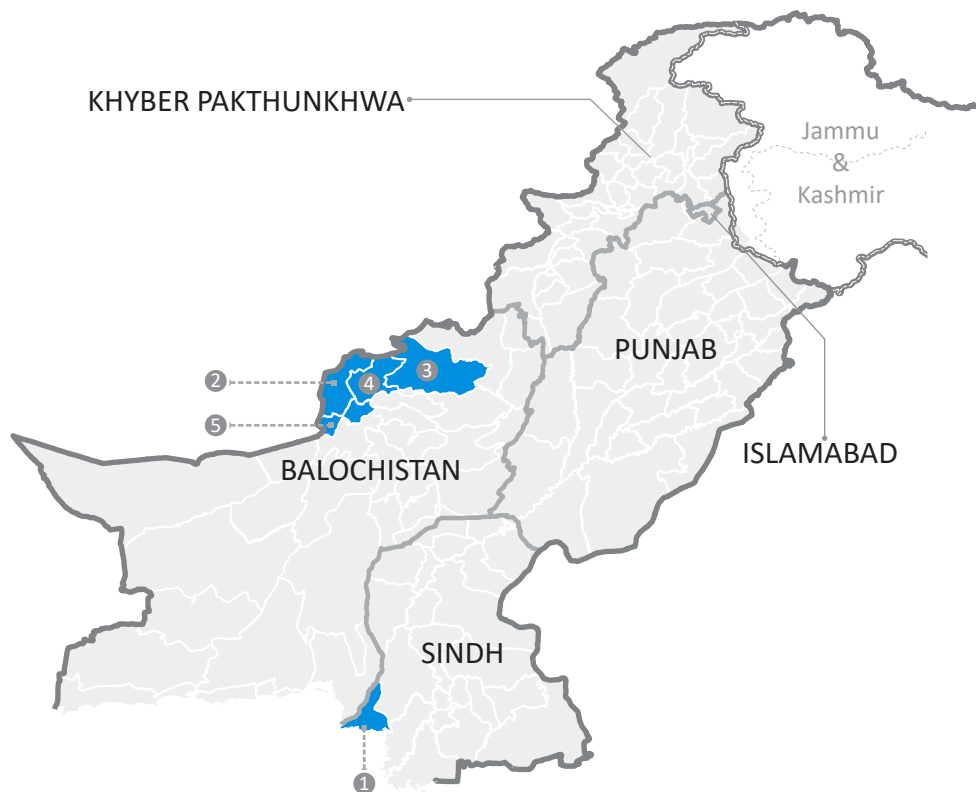


# BI-WEEKLY FLOW MONITORING REPORT: SPONTANEOUS RETURN OF UNDOCUMENTED AFGHAN MIGRANTS FROM PAKISTAN (20 June - 3 July 2021)

## SETTLEMENT TYPE LEGEND



## DISTRICTS OF ORIGIN IN PAKISTAN OF RETURNEES



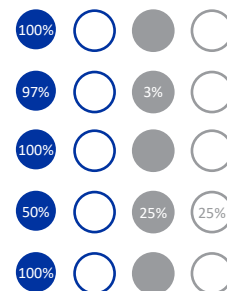
### LEGEND



### ORIGIN DISTRICT

|                         |     |
|-------------------------|-----|
| 1. Karachi.....         | 30% |
| 2. Killa Abdullah.....  | 39% |
| 3. Killa Saifullah..... | 4%  |
| 4. Pishin.....          | 3%  |
| 5. Quetta.....          | 22% |

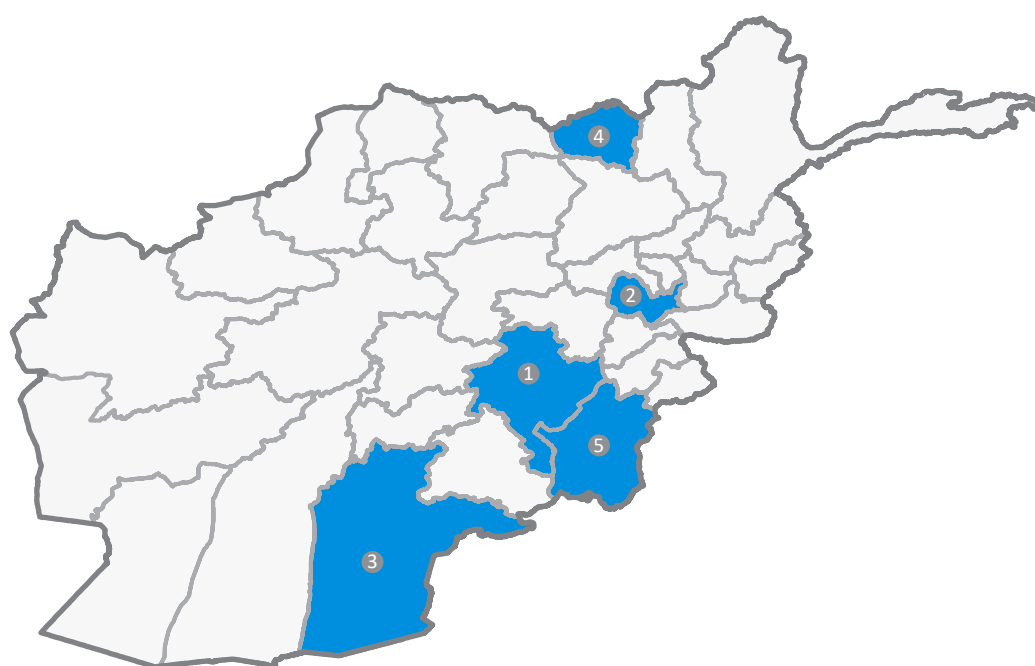
### SETTLEMENT TYPE



Note:  
This map and the following legend focus on the **top 5** districts of origin in Pakistan of returnees during the reporting period of 20 June to 3 July 2021.

Disclaimer:  
Dotted line represents approximately the line of control in Jammu and Kashmir agreed upon by India and Pakistan. The final status of Jammu and Kashmir has not yet been agreed upon by the parties. The designations employed and the presentation of material on this map do not imply the expression of any opinion whatsoever on the part of IOM or United Nations concerning the legal status of any country, territory, city or area or of its authorities, or concerning the delimitation of its frontiers or boundaries.

## PROVINCES OF INTENDED DESTINATION



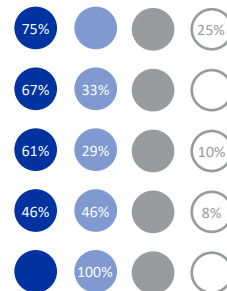
### LEGEND



### INTENDED PROVINCE

|                  |     |
|------------------|-----|
| 1. Ghazni.....   | 7%  |
| 2. Kabul.....    | 3%  |
| 3. Kandahar..... | 59% |
| 4. Kunduz.....   | 13% |
| 5. Paktika.....  | 5%  |

### SETTLEMENT TYPE



Note:  
This map and the following legend focus on the **top 5** provinces of intended destination in Afghanistan during the reporting period of 20 June to 3 July 2021.

Disclaimer:  
The designations employed and the presentation of material throughout the report do not imply the expression of any opinion whatsoever on the part of IOM concerning the legal status of any country, territory, city or area, or of its authorities, or concerning its frontiers or boundaries. This document was produced with the financial assistance of the European Union. The views expressed herein can in no way be taken to reflect the official opinion of the European Union.