

OVERVIEW

IOM Pakistan collects data on the outflows of undocumented Afghan migrants at the Torkham and Chaman border crossing points in an effort to better understand the migration movements of undocumented Afghan migrants returning to Afghanistan from Pakistan.

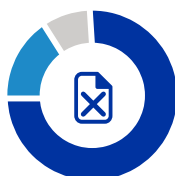
Between 7 May and 20 May 2023, 5,275 undocumented Afghan nationals spontaneously returned to Afghanistan, including 1,472 through the Torkham border point and 3,803 through the Chaman border point. Border authorities facilitated the return of 76 individuals due to the lack of legal documentation to remain in Pakistan. Therefore, information about these individuals are not included in the count. Although IOM identified 29,038 undocumented Afghan returnees (between 1 January - 20 May 2023) at two border crossings, this may not reflect the total number of undocumented Afghan returnees. Moreover, for this study, only the head of household or representative of the family were interviewed. This means that the number of interviews conducted by the enumerators is lower than the number of returnees recorded by IOM. Between 07 April and 20 May 2023, IOM interviewed 252 respondents.




HIGHLIGHTS

- During the reporting period, 6 per cent of returnees were categorized as vulnerable persons (chronically ill and elderly).
- The primary occupations reported by returnees were: unskilled labor (52%), skilled labor (32%), salaried job (14%) and business (2%).
- All returnees were carrying cash and personal belongings when interviewed. They also travelled with additional items, such as household items (100%), personal belongings (100%), cash (99%) and productive assets (agriculture tool/seeds, rickshaw, sewing machines, etc.) (98%).
- The average cost of travelling from Pakistan to Afghanistan reported was 45,000 PKR per family.
- The top 3 challenges returnees expect to face in Afghanistan are: arranging for livelihoods, finding income opportunities and settling into a new city.
- The modes of transportation used by the returnees from their original location to the border and from the border to their destination, were: truck (51%), pick up truck (42%) and bus/rented car (7%).

 **29,038** UNDOCUMENTED AFGHAN RETURNEES AT TORKHAM AND CHAMAN (BETWEEN 1 JANUARY - 20 MAY 2023)

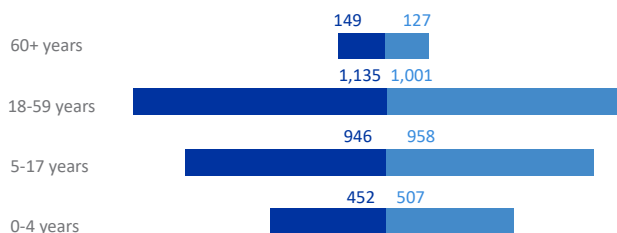
DISTRIBUTION OF UNDOCUMENTED RETURNEES BETWEEN 07 TO 20 MAY



	Undocumented family	76%
	Family/Individual holding Afghan Citizenship Card (ACC)	16%
	Undocumented individual travelling with documented family	8%






AGE AND GENDER

FEMALE 51%  MALE 49% 






PUSH FACTORS



	Unable to pay house rent	34%
	Unable to pay utilities	34%
	No employment	21%
	Business reasons	7%
	Fear of arrest/deportation	4%

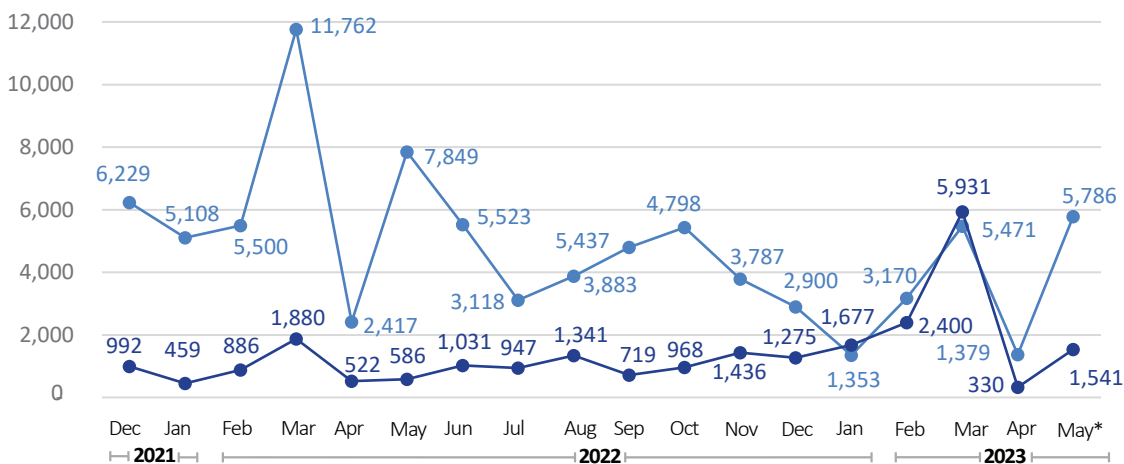
PULL FACTORS



	Availability of assistance	60%
	Family reunion	38%
	Improvement in security situation	2%

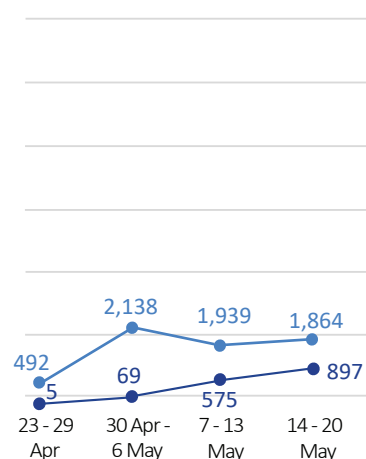
RETURN TREND

Chaman  Torkham 



MONTHLY TRENDS

WEEKLY TRENDS (LAST FOUR WEEKS)



*The number represented on the graph only covers the period until 20th May 2023

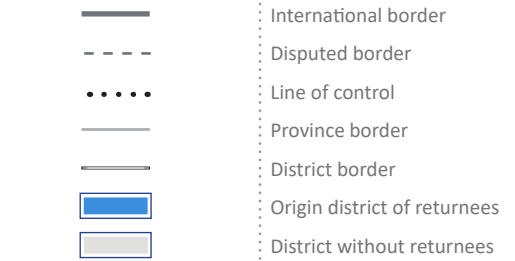
SETTLEMENT TYPE LEGEND



DISTRICTS OF ORIGIN IN PAKISTAN OF RETURNEES



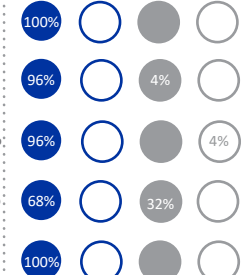
LEGEND



ORIGIN DISTRICT

Origin District	Percentage
1. Quetta	35%
2. Killa Abdullah	30%
3. Karachi Central	10%
4. Pishin	10%
5. Karachi Malir	2%

SETTLEMENT TYPE



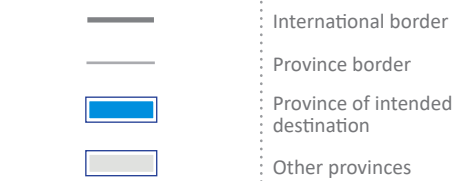
Note: This map and the following legends focus on the top 5 districts of origin in Pakistan during the reporting period from 7 to 20 May 2023

Disclaimer: Dotted line represents approximately the line of control in Jammu and Kashmir agreed upon by India and Pakistan. The final status of Jammu and Kashmir has not yet been agreed upon by the parties. The designations employed and the presentation of material on this map do not imply the expression of any opinion whatsoever on the part of IOM or United Nations concerning the legal status of any country, territory, city or area or of its authorities, or concerning the delimitation of its frontiers or boundaries.

PROVINCES OF INTENDED DESTINATION



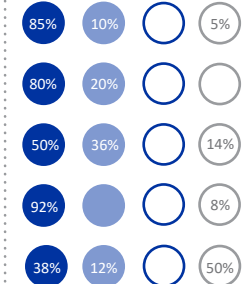
LEGEND



INTENDED PROVINCE

Intended Province	Percentage
1. Kandahar	62%
2. Zabul	6%
3. Kunduz	6%
4. Ghazni	5%
5. Kabul	3%

SETTLEMENT TYPE



Note: This map and the following legends focus on the top 5 provinces of intended destination in Afghanistan during the reporting period from 7 to 20 May 2023

Disclaimer: The designations employed and the presentation of material throughout the report do not imply the expression of any opinion whatsoever on the part of IOM concerning the legal status of any country, territory, city or area, or of its authorities, or concerning its frontiers or boundaries.



Immigration, Refugees and Citizenship Canada



ITALIAN AGENCY FOR DEVELOPMENT COOPERATION

