

OVERVIEW

IOM Pakistan collects data on the outflows of undocumented Afghan migrants at the Torkham and Chaman border crossing points in an effort to better understand the migration movements of undocumented Afghan migrants returning to Afghanistan from Pakistan.

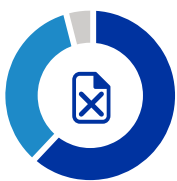
Between 18 June and 01 July 2023, 6,656 undocumented Afghan nationals spontaneously returned to Afghanistan, including 5,707 through the Torkham border point and 949 through the Chaman border point. Border authorities facilitated the return of 156 individuals due to the lack of legal documentation to remain in Pakistan. Therefore, information about these individuals is not included in the count. Although IOM identified 44,836 undocumented Afghan returnees (between 1 January - 01 July 2023) at two border crossings, this may not reflect the total number of undocumented Afghan returnees. Moreover, for this study, only the head of household or representative of the family were interviewed. This means that the number of interviews conducted by the enumerators is lower than the number of returnees recorded by IOM. Between 18 June and 01 July 2023, IOM interviewed 134 respondents.

HIGHLIGHTS

- The top 3 challenges returnees expect to face in Afghanistan are: arranging for livelihoods, finding income opportunities and settling into a new city.
- During the reporting period, two per cent of returnees were categorized as vulnerable persons.<sup>1</sup>
- The primary occupations reported by returnees were: unskilled labor (61%), skilled labor (28%), business (11%) and salaried job (1%).
- All returnees were carrying household items when interviewed. They also travelled with personal belongings (98%) and additional items, such as cash (90%) and productive assets (agriculture tool/seeds, rickshaw, sewing machines, etc.; 66%).
- The average cost of travelling from Pakistan to Afghanistan reported was PKR 69,277 (USD 242 as of 01 July 2023) per family.
- The worsening economic conditions in Pakistan are leading to significant return flows of undocumented Afghans. The perceived availability of assistance in Afghanistan, as well as the ability to reside with family back in their home country, were noted as major pull factors.

**44,836** UNDOCUMENTED AFGHAN RETURNÉES AT TORKHAM AND CHAMAN (BETWEEN 1 JANUARY - 01 JULY 2023)

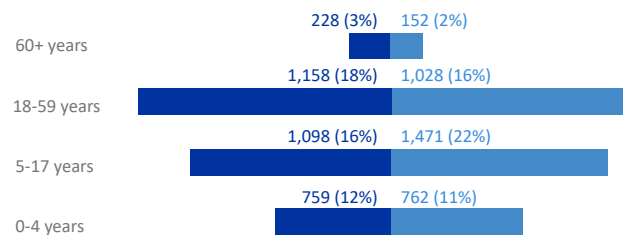
DISTRIBUTION OF UNDOCUMENTED RETURNÉES BETWEEN 18 JUNE TO 01 JULY



Undocumented family	62%
Family/Individual holding Afghan Citizenship Card (ACC)	34%
Undocumented individual travelling with documented family	4%

AGE AND GENDER

FEMALE 49% MALE 51%

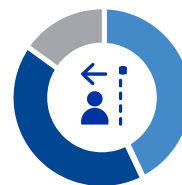


PUSH FACTORS



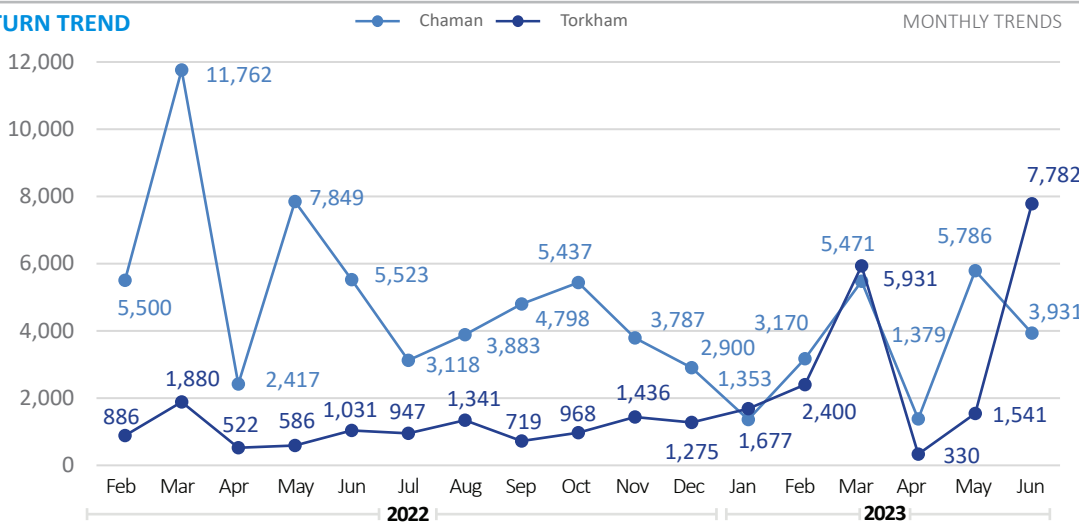
Unable to pay house rent	27%
No employment	26%
Unable to pay utilities	24%
Fear of arrest or deportation	16%
Business reason	7%

PULL FACTORS



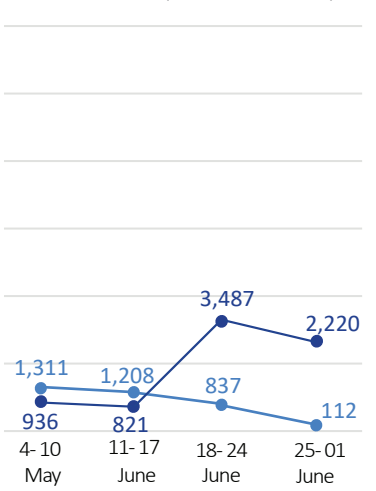
Availability of assistance	43%
Family reunion	42%
Improvement in security situation	15%

RETURN TREND



MONTHLY TRENDS

WEEKLY TRENDS (LAST FOUR WEEKS)

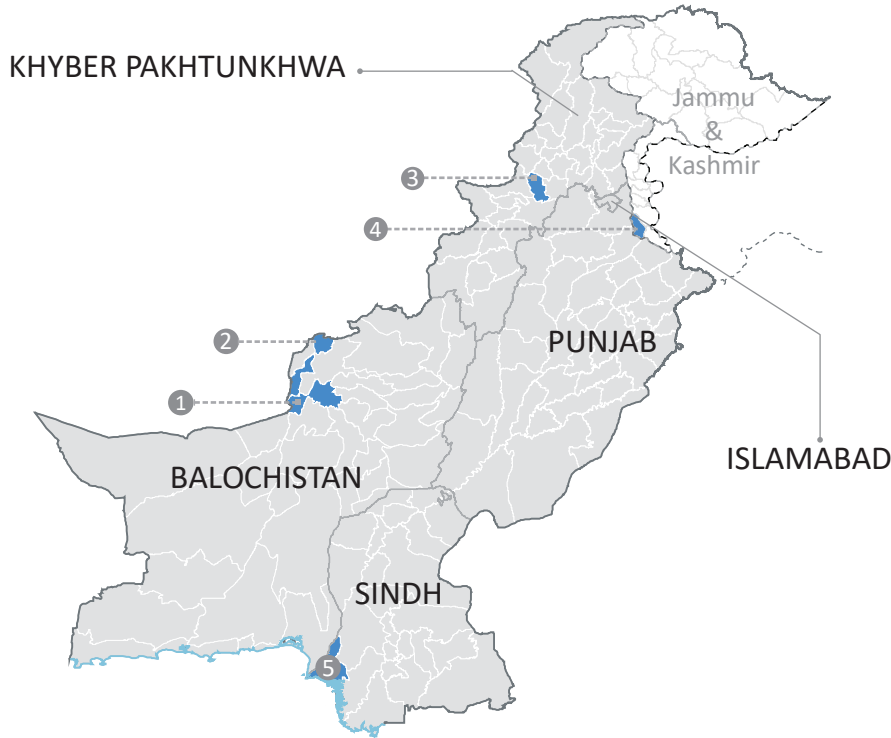


<sup>1</sup> Vulnerable persons include: persons with physical disability, those who need medical attention, pregnant women, elderly persons, unaccompanied minors, drug addicts, mentally ill persons and widowed persons.

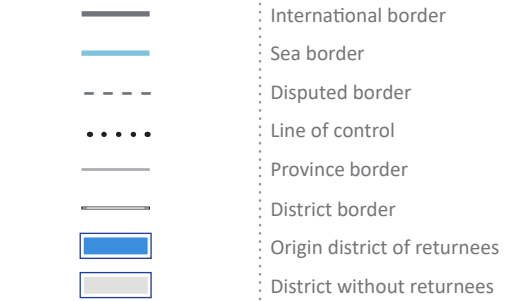
SETTLEMENT TYPE LEGEND



DISTRICTS OF ORIGIN IN PAKISTAN OF RETURNEES



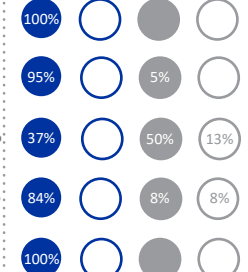
LEGEND



ORIGIN DISTRICT

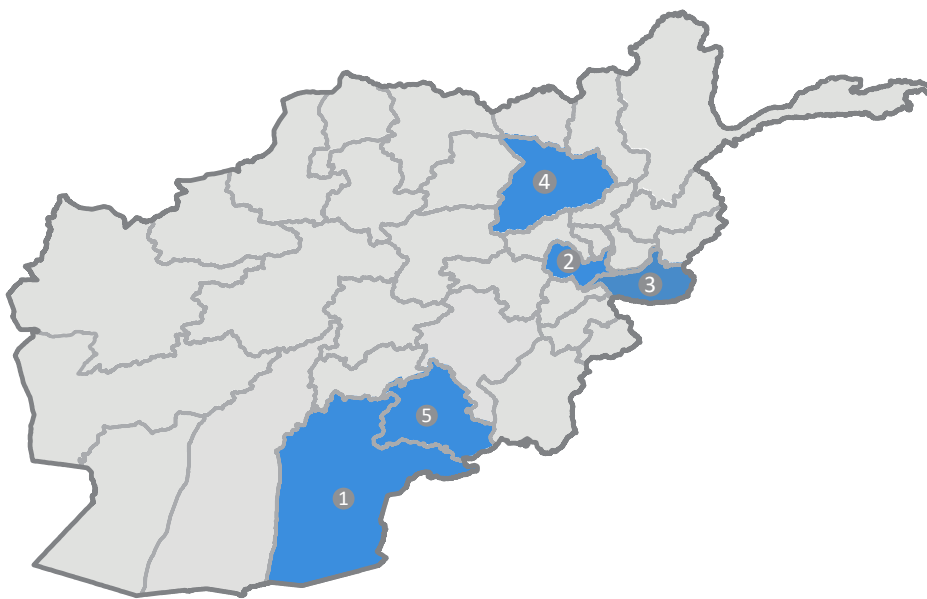
1. Quetta	28%
2. Killa Abdullah	14%
3. Peshawar	12%
4. Mirpur	10%
5. Karachi Central	7%

SETTLEMENT TYPE

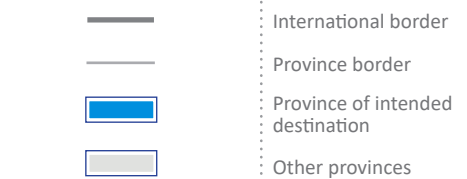


Note: This map and the following legends focus on the top 5 districts of origin in Pakistan during the reporting period from 18 June to 01 July 2023  
 Disclaimer: Dotted line represents approximately the line of control in Jammu and Kashmir agreed upon by India and Pakistan. The final status of Jammu and Kashmir has not yet been agreed upon by the parties. The designations employed and the presentation of material on this map do not imply the expression of any opinion whatsoever on the part of IOM or United Nations concerning the legal status of any country, territory, city or area or of its authorities, or concerning the delimitation of its frontiers or boundaries.

PROVINCES OF INTENDED DESTINATION



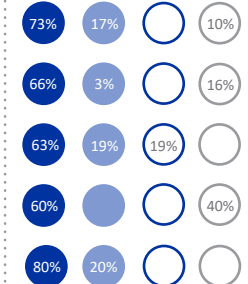
LEGEND



INTENDED PROVINCE

1. Kandahar	36%
2. Kabul	24%
3. Nangarhar	12%
4. Baghlan	4%
5. Zabol	4%

SETTLEMENT TYPE



Note: This map and the following legends focus on the top 5 provinces of intended destination in Afghanistan during the reporting period from 18 June to 01 July 2023  
 Disclaimer: The designations employed and the presentation of material throughout the report do not imply the expression of any opinion whatsoever on the part of IOM concerning the legal status of any country, territory, city or area, or of its authorities, or concerning its frontiers or boundaries.



Immigration, Refugees and Citizenship Canada



ITALIAN AGENCY FOR DEVELOPMENT COOPERATION

