

OVERVIEW

IOM Pakistan collects data on the outflows of **undocumented Afghan migrants** at the Torkham and Chaman border crossing points in an effort to better understand the migration movements of undocumented Afghan migrants returning to Afghanistan from Pakistan. This exercise is part of the **European Union** funded project “Displacement Tracking Matrix Regional Evidence for Migration Analysis and Policy (DTM REMAP)”.

From 13 Aug to 26 Aug 2022, **1,879** undocumented Afghan migrants returned to Afghanistan from Pakistan, including **265** through the Torkham border point and **1,614** through the Chaman border point. During the reporting period, border authorities facilitated the return of **86** individuals due to the lack of legal documentation to remain in Pakistan. Therefore, information concerning these **86** individuals is not included in the report analysis.

HIGHLIGHTS

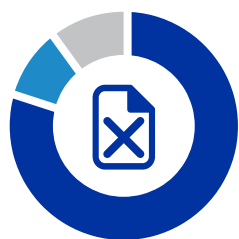
- During the reporting period, 11 per cent of returnees were categorized as vulnerable persons, mainly chronically ill and elderly.
- In Pakistan, the primary occupations reported by returnees were: unskilled labor (55%), skilled labor (30%), business (14%) and salaried job (1%).
- All returnees were carrying household items, cash, personal belongings and productive assets when interviewed. They also travelled with additional items, such as productive assets (92%), transportation or private vehicles (7%) and livestock (1%).
- The average cost of travelling from Pakistan to Afghanistan reported was 38,348 PKR per family.
- The top 3 challenges returnees expected to face in Afghanistan were: arranging for livelihoods, finding income opportunities



52,190

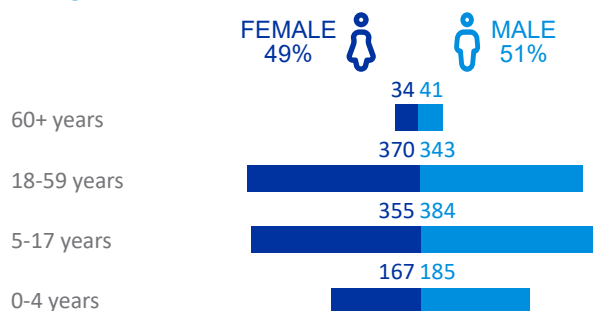
UNDOCUMENTED AFGHAN RETURNEES AT TORKHAM AND CHAMAN SINCE JANUARY 2022

DISTRIBUTION OF UNDOCUMENTED RETURNEES

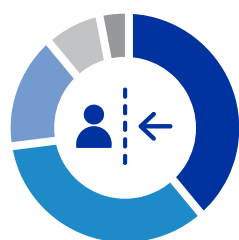


	Undocumented family	80%
	Family/Individual holding ACC	10%
	Undocumented individual travelling with documented family	10%

AGE AND GENDER

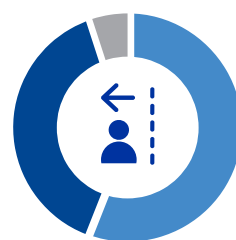


PUSH FACTORS



	Unable to pay house rent	39%
	Unable to pay utilities	34%
	No employment	16%
	Business reasons	8%
	Fear of arrest/deportation	3%

PULL FACTORS

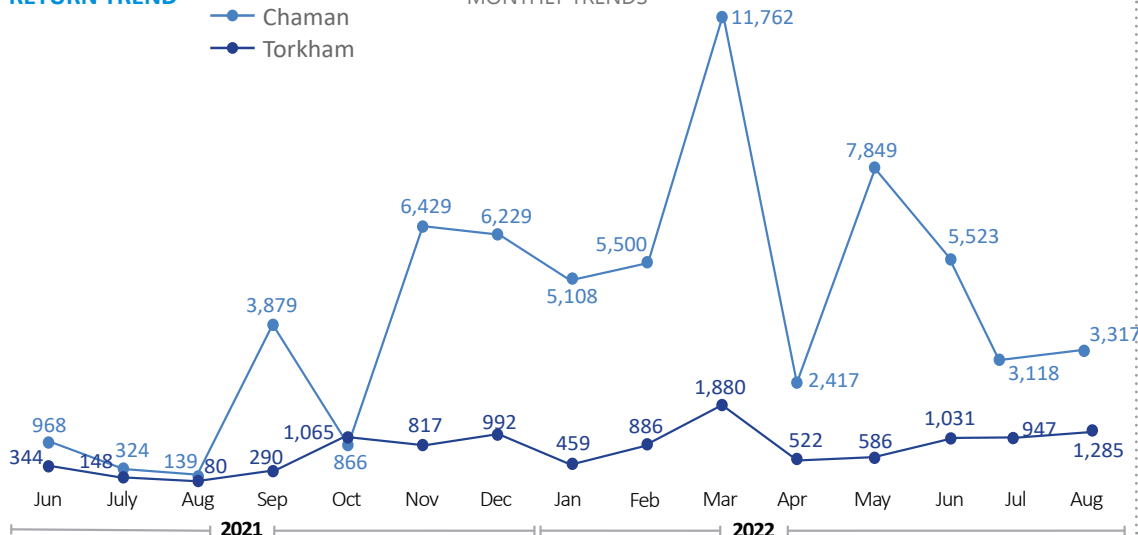


	Availability of assistance	56%
	Reunion with family	39%
	Improvement in security situation	5%

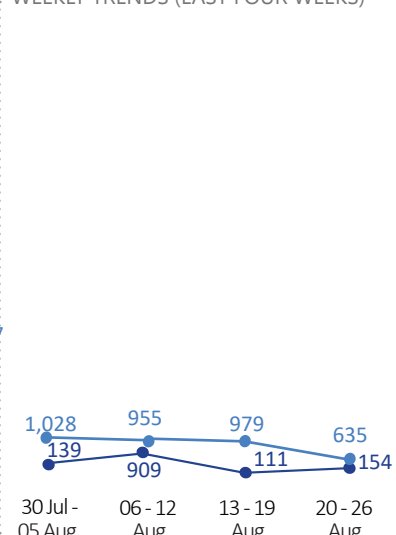
RETURN TREND

— Chaman
— Torkham

MONTHLY TRENDS



WEEKLY TRENDS (LAST FOUR WEEKS)



BI-WEEKLY FLOW MONITORING REPORT: SPONTANEOUS RETURN OF UNDOCUMENTED AFGHAN MIGRANTS FROM PAKISTAN (13 AUG to 26 AUG)

SETTLEMENT TYPE LEGEND



DISTRICTS OF ORIGIN IN PAKISTAN OF RETURNEES



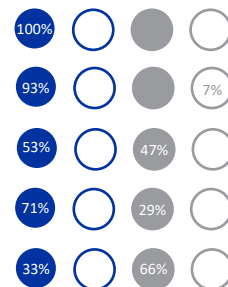
LEGEND



ORIGIN DISTRICT

1. Quetta.....	3.6%
2. Killa Abdullah.....	2.4%
3. Pishin.....	1.3%
4. Peshawar.....	5%
5. Chagai.....	4%

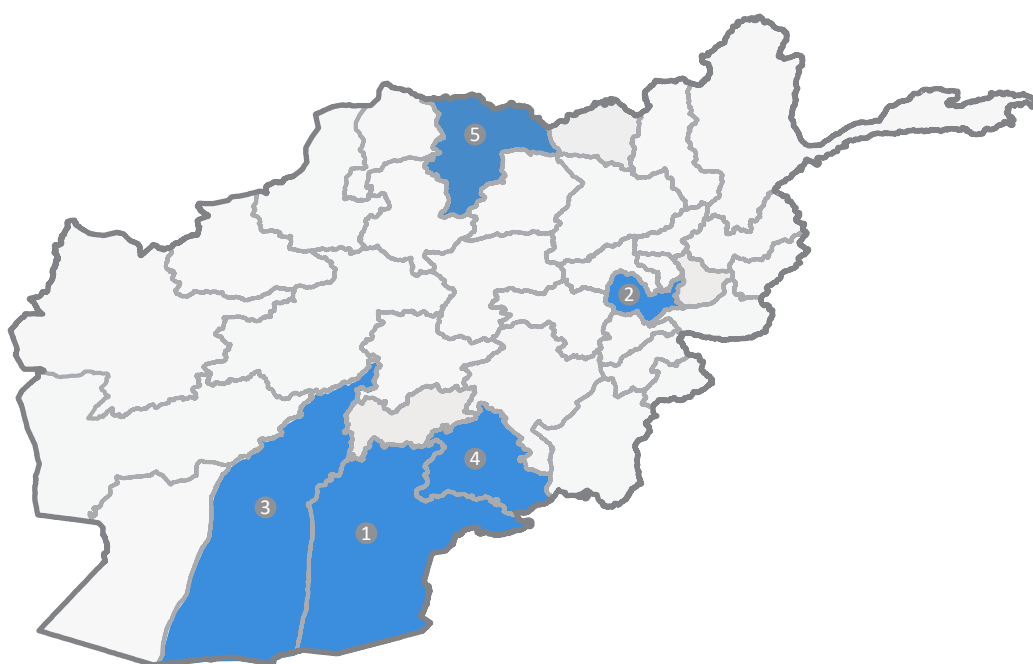
SETTLEMENT TYPE



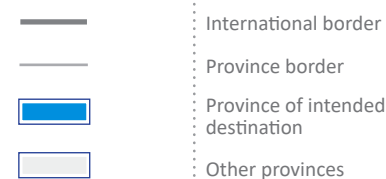
Note: This map and the following legends focus on the top 5 districts of origin in Pakistan during the reporting period of 13 Aug to 26 Aug 2022.

Disclaimer: Dotted line represents approximately the line of control in Jammu and Kashmir agreed upon by India and Pakistan. The final status of Jammu and Kashmir has not yet been agreed upon by the parties. The designations employed and the presentation of material on this map do not imply the expression of any opinion whatsoever on the part of IOM or United Nations concerning the legal status of any country, territory, city or area or of its authorities, or concerning the delimitation of its frontiers or boundaries.

PROVINCES OF INTENDED DESTINATION



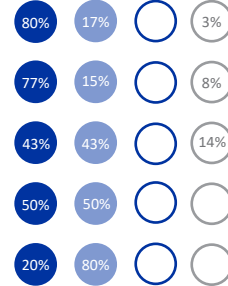
LEGEND



INTENDED PROVINCE

1. Kandahar.....	6.0%
2. Kabul.....	1.0%
3. Hilmand.....	5%
4. Zabul.....	4%
5. Balkh.....	4%

SETTLEMENT TYPE



Note: This map and the following legends focus on the top 5 provinces of intended destination in Afghanistan during the reporting period of 13 Aug to 26 Aug 2022.

Disclaimer: The designations employed and the presentation of material throughout the report do not imply the expression of any opinion whatsoever on the part of IOM concerning the legal status of any country, territory, city or area, or of its authorities, or concerning its frontiers or boundaries. This document was produced with the financial assistance of the European Union and the US Bureau of Population, Refugees and Migration (PRM). The views expressed herein can in no way be taken to reflect the official opinion of the aforementioned donors.



Co-funded by the European Union