

Top LGAs with Variation	
Round 31	Round 30

Shelleng

4,740 78%

2,664

Guyuk

5,677 10%

5,143

Geidam

5,018 -8%

5,453

Yorro

2,233 -40%

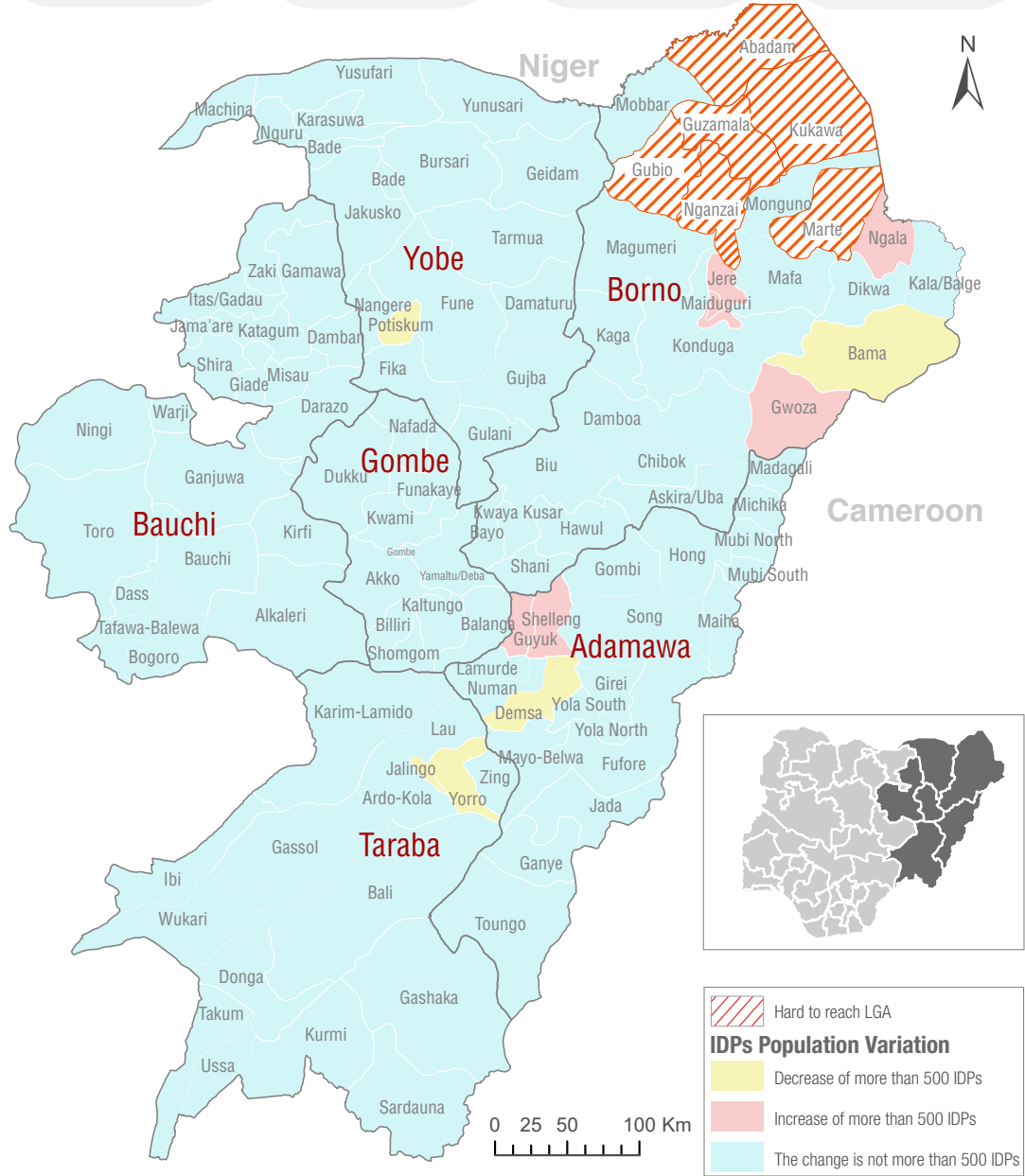
3,713

Shelleng: IDP population increase was as a result of flooding.

Guyuk: IDP population increase due to flooding.

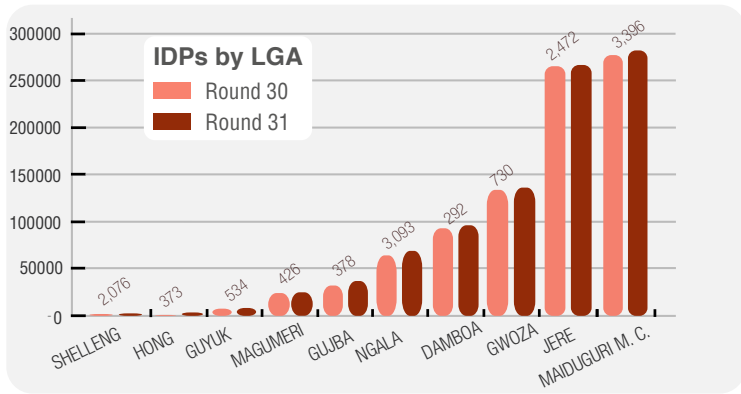
Geidam: IDP population decrease was because those who were initially displaced by flooding have resettled back to their respective homes.

Yorro: IDP population decrease was due to farmers and herdsman clash.

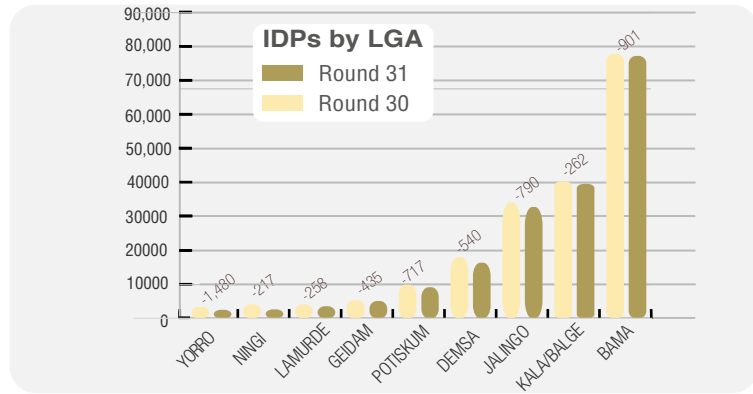


Abadam, Gubio, Guzamala, Kukawa, Marte and Nganzai LGAs were inaccessible during Round 31 assessments because of the recent attacks by Non State Armed Group (NSAG)

Top LGAs with IDPs population increase;



Top LGAs with IDPs population decrease;



Reasons for increase

- New arrivals
- Conflict/Attack
- Flood

Reasons for decrease

- Returned to place of origin
- Conflict/Attack
- Flood

The depiction and use of boundaries, geographic names, and related data shown on maps and included in this report are not warranted to be error free nor do they imply judgment on the legal status of any territory, or any endorsement or acceptance of such boundaries by IOM.