

Top LGAs with Variation

Round 29
Round 28

Maiduguri
274,787 2%
268,874

Gwoza
141,308 5%
134,834

Gubio
3,563 -38%
5,731

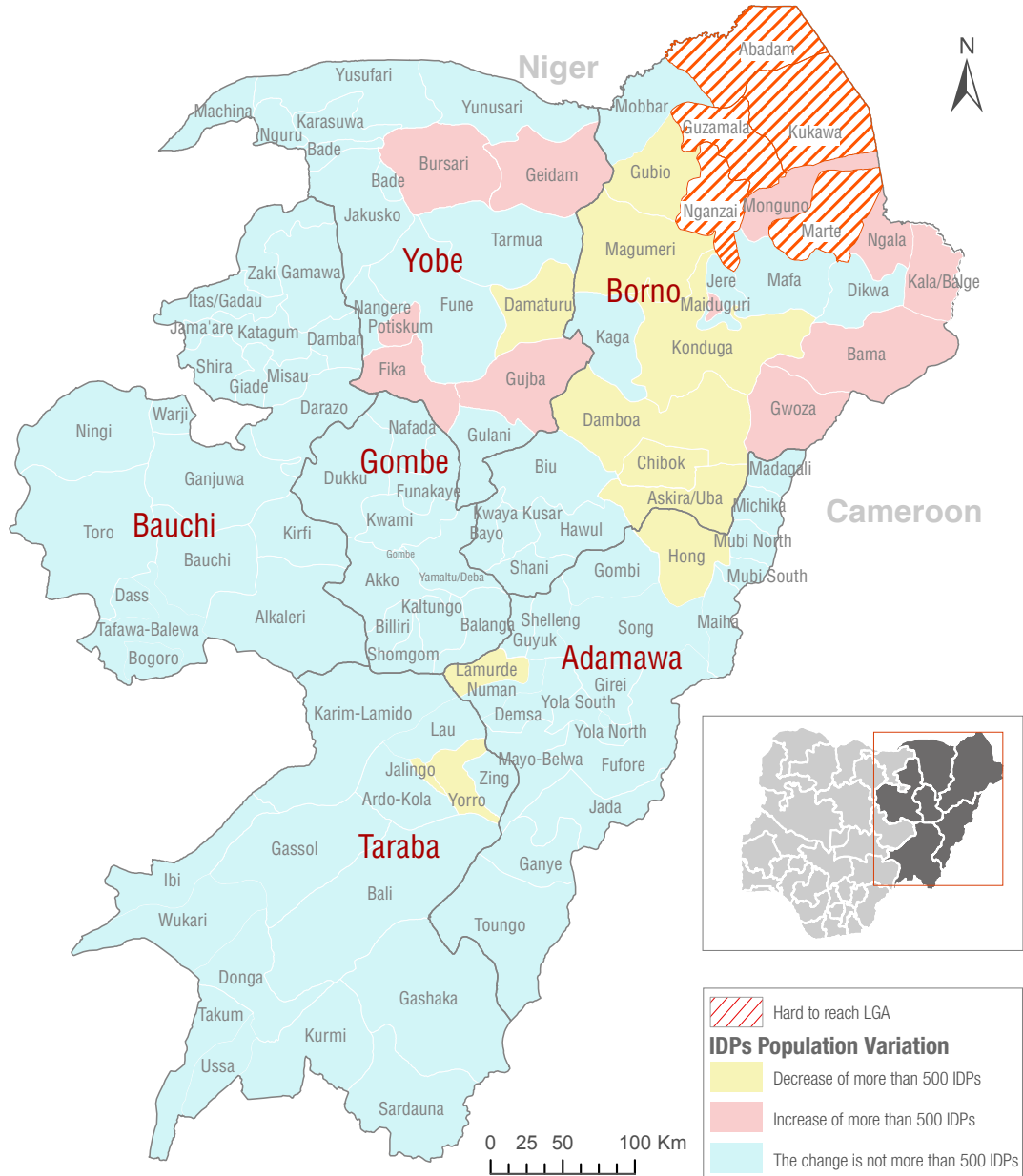
Jalingo
30,627 -8%
33,415

Maiduguri: IDP population Increase due to the influx of new displaced person from Some parts of (Gubio, Magumeri and Nganzai LGA).

Gwoza: IDP population Increase due to the new arrivals from the inaccessible wards of the LGA that were held captive by the NSAG, and some returning IDPs from Adamawa and Cameroon.

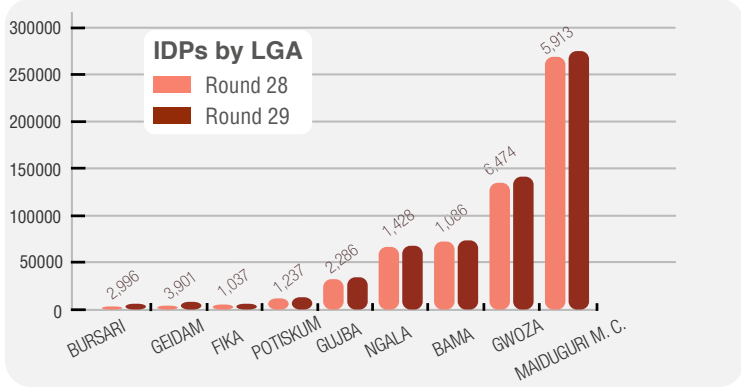
Gubio: IDP population decrease due to the several attack by the NSAG at the LGA which caused the IDPs to flee for safety majorly into Maiduguri Metropolitan Council.

Jalingo: IDP population decrease due to the IDPs returning to their place of origin as peace has been restored.

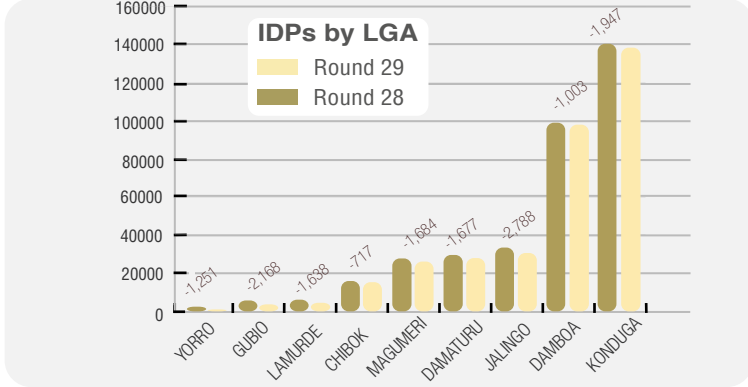


Abadam, Guzamala, kukawa, Marte and Nganzai LGAs were inaccessible during Round 29 assessments because of the recent attacks by Non State Armed Group (NSAG)

Top LGAs with IDPs population increase;



Top LGAs with IDPs population decrease;



Reasons for increase

- New arrivals
- Flood
- Conflict /attacks

Reasons for decrease

- Returned to place of origin
- Conflict/Attack
- Flood

The depiction and use of boundaries, geographic names, and related data shown on maps and included in this report are not warranted to be error free nor do they imply judgment on the legal status of any territory, or any endorsement or acceptance of such boundaries by IOM.