

**INTRODUCTION**

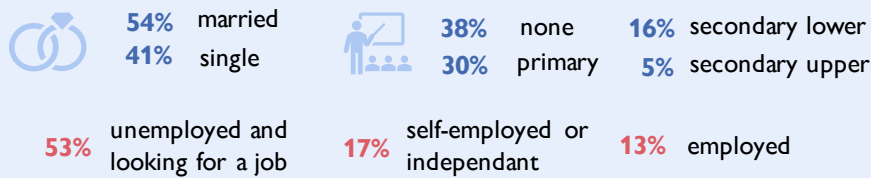
This snapshot presents migratory dynamics in Niger and the region; it covers the period until August 2023 and is based on (1) Displacement Tracking Matrix (DTM) data on mobility trends and population flows; (2) Missing Migrants Project (MMP) data on arrivals to Europe and the Canary Islands, migrant deaths and disappearances; (3) Data on migrants seeking Assisted Voluntary Return and Reintegration (AVRR) from and to Niger; (4) Expulsions from Algeria to Niger; (5) Transhumance Tracking Tool (TTT) data on the mobility of transhumant populations in Niger and neighbouring countries; and (6) Solutions and Mobility Index (SMI) indicators of stability within Niger.

**MIGRATORY FLOWS**

Profiles and transportation of migrants registered at flow monitoring points in Niger in 2023 \*



Sociodemographic and socioeconomic profiles of the majority of surveyed migrants \*\*




The large majority of surveyed migrants\* at Flow Monitoring Points in Niger between January and June 2023 mentioned travelling for economic reasons (85%) and 7 per cent for marriages or family reunifications. For those travelling for economic reasons, 61 per cent were looking for a job or another livelihood opportunity, 17 per cent were travelling to conduct business, 14 per cent were commuting for work or shopping, and 8 per cent for an agro-pastoral activity. Forty-two per cent (42%) of the surveyed migrants planned to stay a day or less in their intended destination, 28 per cent were not planning to return and 14 per cent did not know how long they would stay there.

Country of origin*	Incoming flow	Internal flow	Outgoing flow	Total
<b>Niger</b>	152,100	111,663	141,745	<b>405,508</b>
<b>Nigeria</b>	39,920	4,971	42,676	<b>87,567</b>
<b>Mali</b>	7,265	839	7,465	<b>15,569</b>
<b>Chad</b>	1,820	8,723	2,436	<b>12,979</b>
<b>Benin</b>	4,654	660	4,604	<b>9,918</b>
<b>Burkina Faso</b>	3,706	1,011	2,909	<b>7,626</b>

Travelling from \*\*



Travelling to \*\*



\* Analysis based on FMR data collected in Niger between January and June 2023.

\*\* Analysis based on FMS data collected through 14,295 interviews in Niger between January and June 2023.

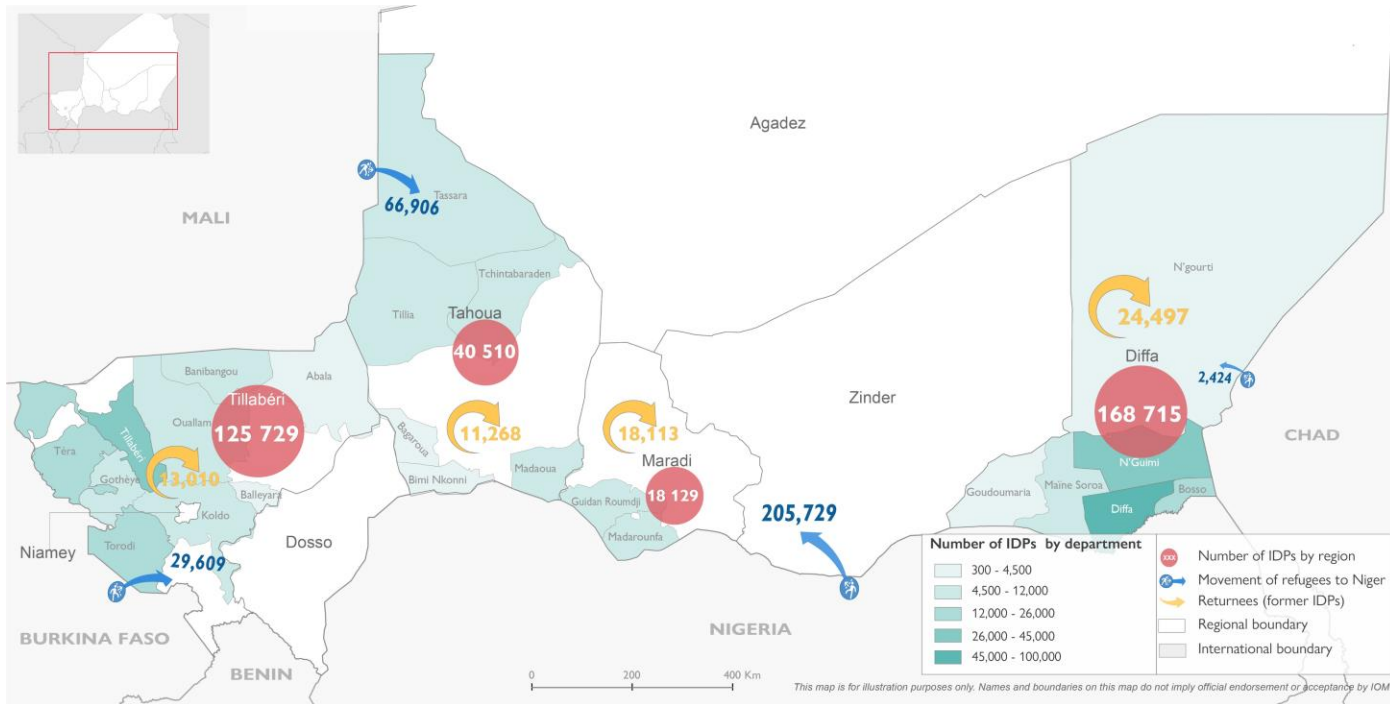
**EXPULSIONS OF MIGRANTS**

**9,111** migrants expelled from Algeria to the Niger border between **January and May 2023**, of which 38 per cent were Guineans and 25 per cent Malians.

**7,828** Nigerien returned to Niger on official convoys from Algeria between **January and May 2023**.

**71,180** migrants expelled from Algeria to the Niger border **since 2017**.

**86,718** Nigerien returned to Niger on official convoys **since 2017**.

**CRISES AND DISPLACEMENT IN NIGER**

**LAKE CHAD BASIN**

- 3,201,179 IDPs (53%)
- 2,119,947 Returnees former IDPs (35%)
- 291,388 Returnees from abroad (5%)
- 462,029 Refugees (7%)

The conflict in this region impacts Cameroon, Chad, Niger, and Nigeria with a total of **6,074,093** individuals affected as of August 2023.

**IMPACT IN NIGER**

- 168,715** IDPs
- 24,497** Returnees former IDPs
- 29,343** Returnees from abroad
- 208,153** Refugees

**LIPTAKO GOURMA AND CENTRAL SAHEL**

- 2,614,709 IDPs (89%)
- 326,232 Refugees (11%)

The region includes Benin, Burkina Faso, Côte d'Ivoire, Ghana, Mali, Mauritania, Niger and Togo with a reported total of **2,940,941** individuals affected as of August 2023.

**IMPACT IN NIGER**

- 166,239** IDPs
- 96,515** Refugees

**ASSISTED VULNERABLE MIGRANTS RETURNING FROM NIGER \***

Category	Female	Male	Total
Migrants assisted in their voluntary return from Niger	675	8,024	8,699
Assisted unaccompanied/separated children from Niger	0	4	4
Assisted victims of trafficking	16	7	23
Migrants with health-related needs assisted	16	39	55

**GUINEANS** 36%  
**MALIANS** 26%  
**NIGERIANS** 12%  
**OTHERS** 26%

All self-identified victims of trafficking (100%) assisted in their return from Niger between January and July 2023 were **Nigerians**.

**ASSISTED VULNERABLE MIGRANTS RETURNING TO NIGER \***

Category	Female	Male	Total
Migrants assisted in their voluntary return to Niger	245	718	963
Assisted unaccompanied/separated children to Niger	1	23	24
Assisted victims of trafficking	0	4	4
Migrants with health-related needs assisted	14	47	61

**LIBYA** 90%  
**CHAD** 3%  
**ALGERIA** 1%  
**OTHERS** 6%

All unaccompanied or separated children (100%) assisted in their return to Niger between January and July 2023 were in **Libya**.

*\* Analysis based on data from assisted voluntary returns provided between January and July 2023.*

**MIGRANTS IN IOM CENTERS IN NIGER**

As of August 15th, a total of **4,834 migrants** were accounted for in IOM transit centers in Niger, out of these, 1,625 migrants were from Guinea, 1,424 from Mali, 394 from Sierra Leone, 387 from Côte d'Ivoire and 258 were from Nigeria. The remaining 746 migrants were predominantly from other countries in West and Central Africa, with a minor representation of migrants from the Middle East and North Africa region. The population in these centers is comprised at 90 per cent of adult men, 3 per cent of adult women, 5 per cent of boys and 2 per cent of girls.

#	Country of origin	Men	Women	Boys	Girls	Total
1	<b>Guinea</b>	1540	13	70	2	<b>1 625</b>
2	<b>Mali</b>	1385	9	23	7	<b>1 424</b>
3	<b>Sierra Leone</b>	288	55	29	22	<b>394</b>
4	<b>Côte d'Ivoire</b>	345	11	29	2	<b>387</b>
5	<b>Nigeria</b>	118	53	47	40	<b>258</b>
6	<b>The Gambia</b>	137		3		<b>140</b>
7	<b>Cameroon</b>	99	9	9		<b>117</b>
8	<b>Chad</b>	107	3	4	3	<b>117</b>
9	<b>Senegal</b>	111	1			<b>112</b>
10	<b>Benin</b>	60	5	5	9	<b>79</b>
	<b>Other</b>	161	7	6	7	<b>181</b>

**MIGRATORY ROUTES**


During their migratory journey in the Sahara Desert no less than 570 migrants were reported deceased between January and June 2023 along these routes, of which **412 in Niger** only, mainly in Agadez (372 migrants).

Out of the 255 missing migrants reported between January and June 2023 along these routes, **170** individuals disappeared **in Niger**, mostly in Agadez (169 migrants).

Between January and March 2023, at least **14 Nigeriens** managed to cross the Mediterranean reaching Italy (13 migrants) and Spain (1 migrant).

### THE WESTERN MEDITERRANEAN ROUTE

The Western Mediterranean Route to Europe finds its different origins within sub-Saharan African countries, Northern Africa, and the Middle East. Migrants extremely dangerous path through the Sahel and the Sahara desert leads them to the Algerian coast where they embark on boats towards Spain's mainland.

### THE CENTRAL MEDITERRANEAN ROUTE

The Central Mediterranean Route finds its roots across different countries in the Sahel and crosses the Sahara desert to the coasts of Libya and Tunisia, towards Italy or Malta. It is mostly chosen by sub-Saharan Africans, whose identified deaths and disappearances are largely observed along this route. It is known as the deadliest route to Europe from the region and is the main route Nigeriens take to reach Europe.

**5,491** migrants arrived in Spain (mainland) between January and June 2023.


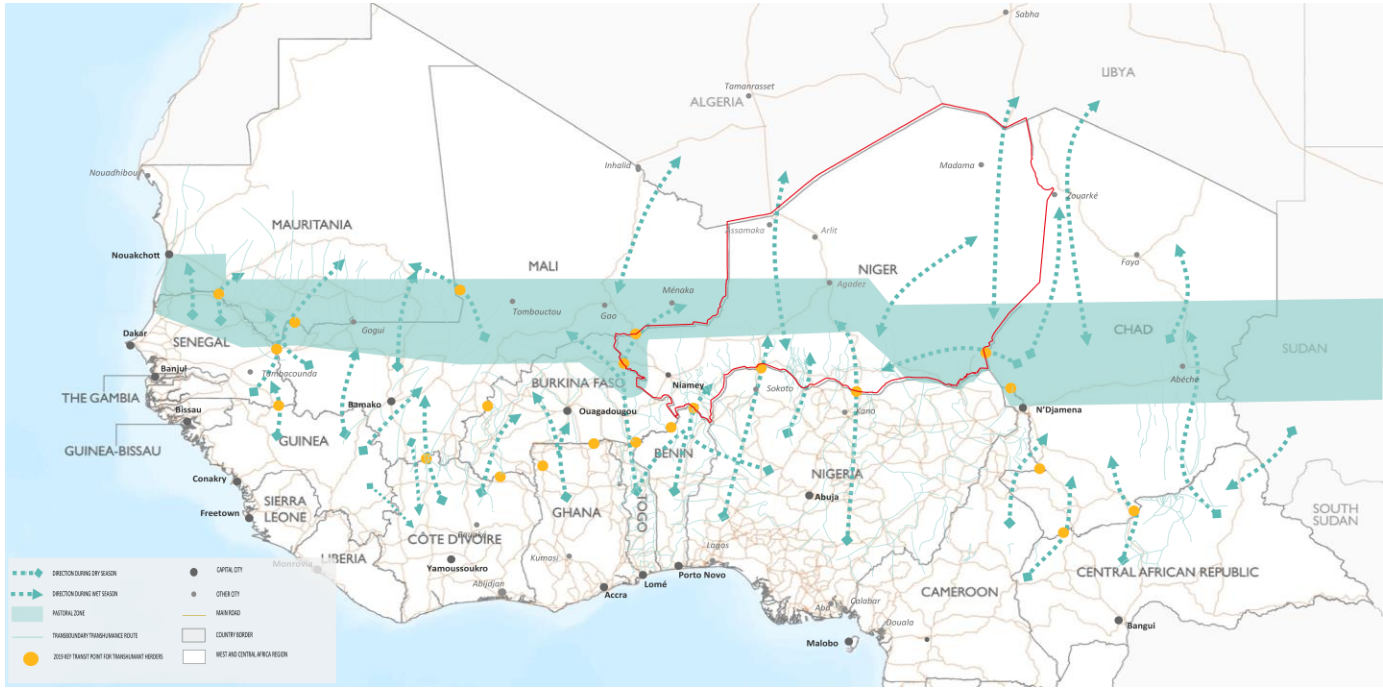
### THE WESTERN MEDITERRANEAN ROUTE

**65,660** migrants arrived in Italy or Malta between January and June 2023.

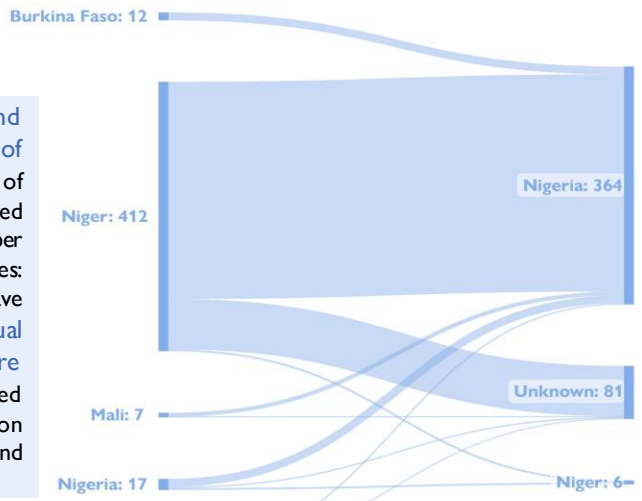

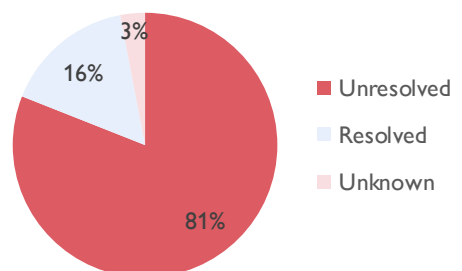
### THE CENTRAL MEDITERRANEAN ROUTE

**TRANSUMANCE IN NIGER AND REGION**

**Cross-border transhumance** is a longstanding traditional pastoral practice in Africa where herders migrate seasonally with their livestock in search of grazing land. **Niger and its neighbouring countries** are characterized by long dry seasons and livestock mobility is an important livelihood adaptation to increase resilience to climatic and economic vulnerabilities and risks. In recent years, climate change, environmental degradation and sometimes disasters, exponential population growth, urbanization, land privatization, changes in farming practices, and insecurity have affected transhumance patterns, routes and periods as well as relations with other communities. These changes have resulted in increasing competition over natural resources and have exacerbated tensions.

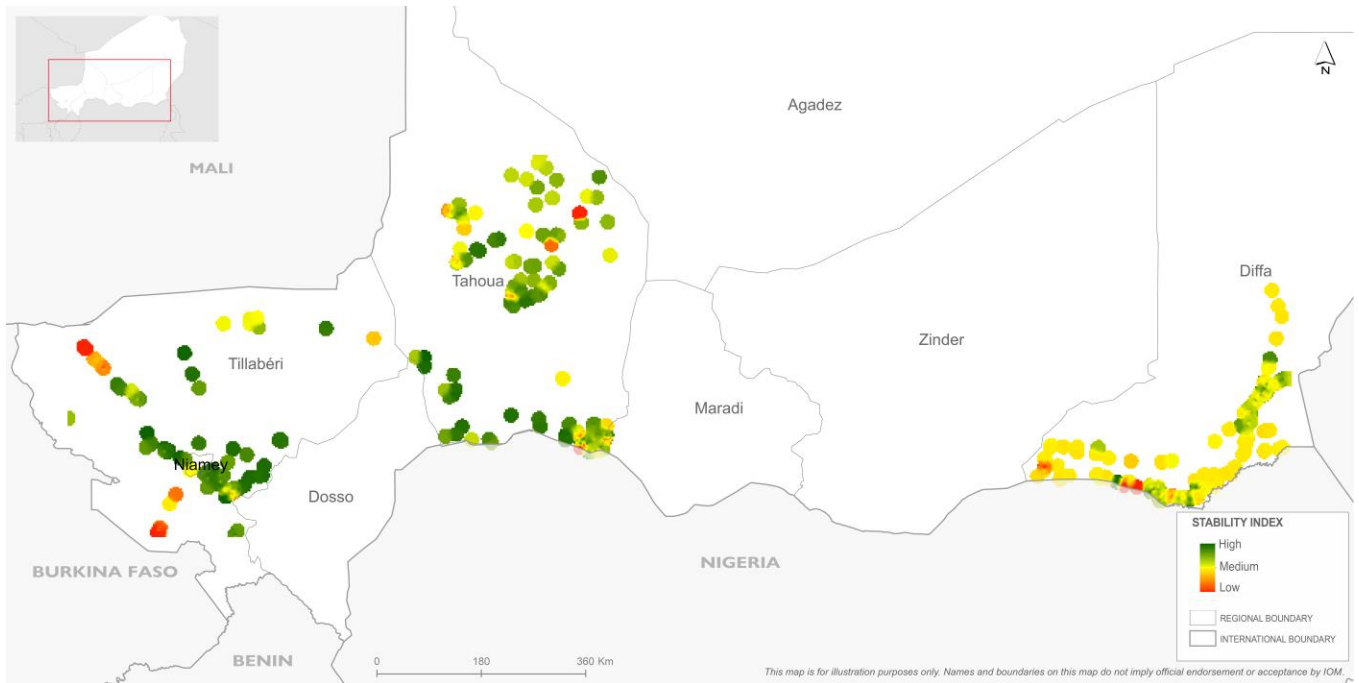
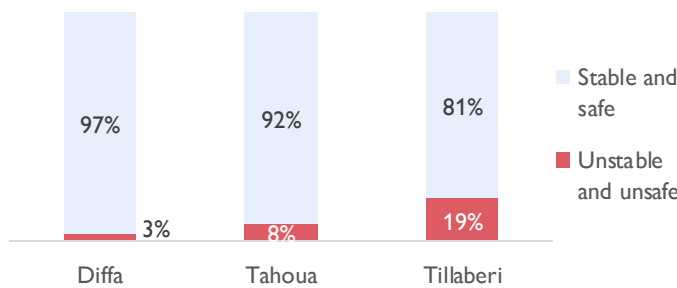
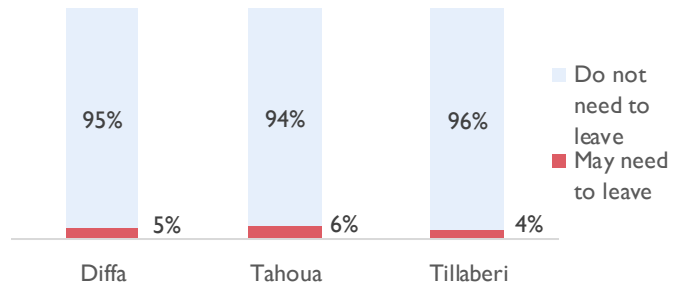
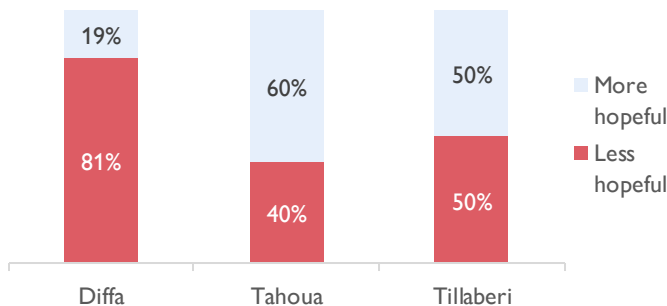


Transhumant movements highly depend on the rainy seasons and are mainly observed in Niger and region between the months of November and February when herders return to their country of origin with their livestock. The analysis presented here is therefore based on IOM's Transhumance Tracking Tool data collected between November 2022 and February 2023 in Niger and two of its neighbouring countries: Nigeria and Burkina Faso. During this period, a total of 488 alerts have been reported, including 37 events and 451 movements. Unusual movements outside the official transhumance corridors were predominantly observed between Niger and Nigeria. Reported conflicts were resolved at 16 per cent, with the predominant participation of national local authorities (67%), pastoral organizations (67%), and community leaders (33%).

**Reported movements outside of official transhumance corridors****Actors involved in conflict resolution****Resolution status of conflicts**

**DURABLE SOLUTIONS AND MOBILITY IN NIGER**

IOM implements within Sahelian countries the Solution and Mobility Index. This tool allows to evaluate the stability of living conditions in the **Central Sahel and Liptako Gourma region** and the **Lake Chad Basin** by calculating a **Stability Score** for each displacement-hosting location, identifying **pockets of stability** and instability and thereby prioritizing humanitarian, development and peacebuilding programs. As of June 2023, for the Central Sahel and Liptako Gourma region, **Niger** had an average Stability Score of **78/100** and **Mali** of **64/100**. For the locations in the Lake Chad Basin, as of June 2023, **Niger** had an average Stability Score of **70/100**, **Cameroon** of **77/100**, **Chad** of **48/100\***, and **Nigeria** of **90/100**. \* The Stability Score for Chad was calculated using a different methodology. For Chad, the principal component analysis was used, whereas the logistic regression method determined the score for the other countries (the scores were rescaled to a 0 to 100 range).


**Feeling of stability**

**Future intentions of the population**

**Change of perception over the past six months**


The most recent Solutions and Mobility Index (round 4) was implemented in Niger between March and April 2023. The analysis is based on covered localities within the three regions of Diffa, Tahoua and Tillabéri. As observed, the feeling of stability and safety varies between 81 and 97 per cent of the locations, with **Tillabéri** being the region where the populations feel the less stable and safe. In Tahoua, 8 per cent of the covered localities that populations do not feel safe and stable; only 3 per cent of Diffa's localities share this feeling. The future intentions of the populations are almost equivalent in the three covered regions, varying from 4 to 6 per cent of the localities where the residents have the impression that they might need to leave in the next 6 months.

The change in perception of stability of the populations compared to 6 months ago is very significant. In 81 per cent of the localities covered in Diffa, the population is less hopeful about the overall situation today than they were 6 months ago. The same can be observed for Tillabéri, with half of the localities (50%) being less hopeful, and about Tahoua, at 40 per cent of its localities.