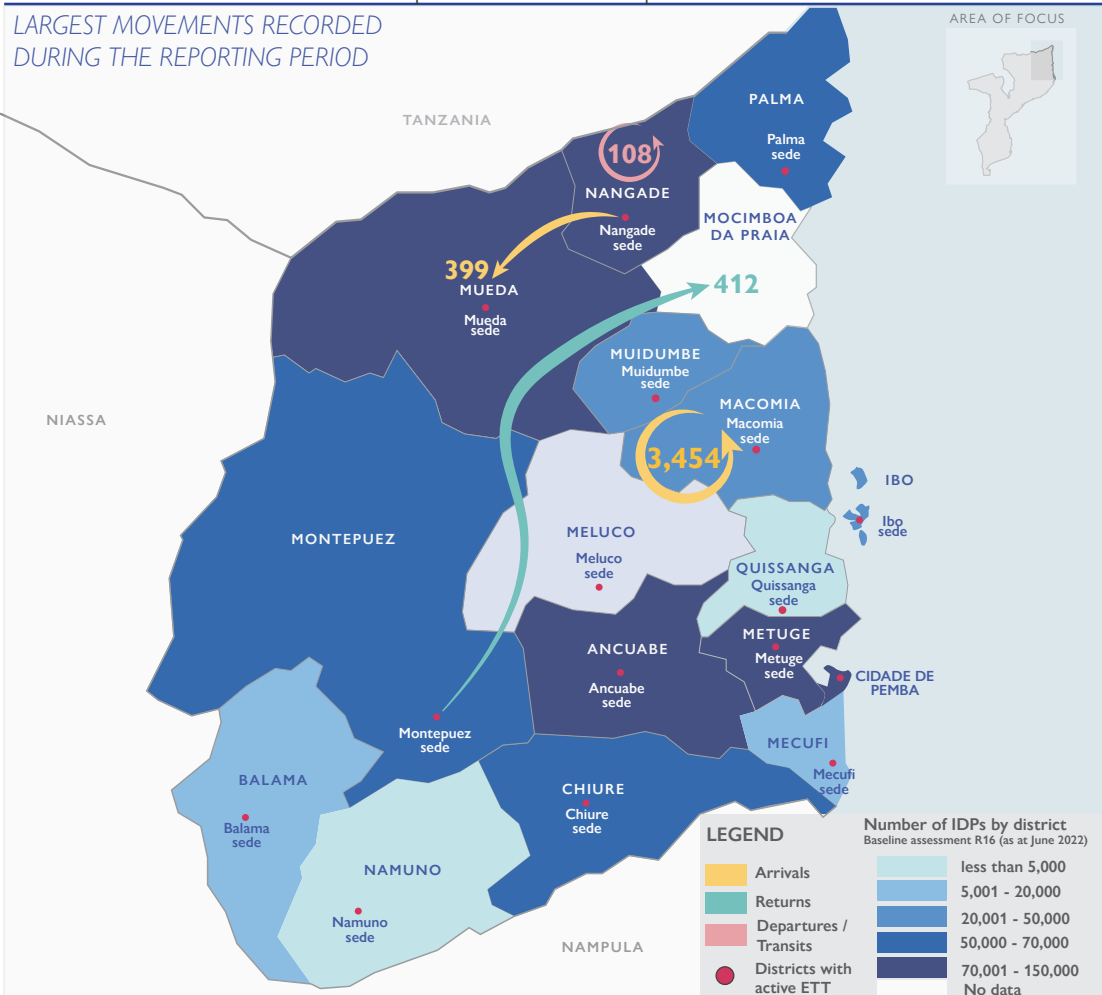


During the reporting period (12 to 18 October 2022), a total of 51 movements were recorded - 30 arrivals (4,221 individuals), 11 departures (338 individuals), and 10 returns (479 individuals). The largest arrival movements was recorded in Macomia (3,567 individuals) and Mueda (399 individuals). The largest departure movements was recorded in Nangade (123 individuals). The largest return movements was observed from Montepuez (412 individuals) to Mocimboa da Praia. Of the total population, 25 per cent of mobile groups were displaced for the first time, 59 per cent for a second time and 16 per cent were displaced at least three times.

LARGEST MOVEMENTS RECORDED DURING THE REPORTING PERIOD



KEY FIGURES

5,038

PEOPLE ON THE MOVE DURING THE REPORTING PERIOD

479

OF THE TOTAL IDPs RETURNED TO THEIR PLACE OF ORIGIN

60%

OF PEOPLE ON THE MOVE REPORTED ARE CHILDREN

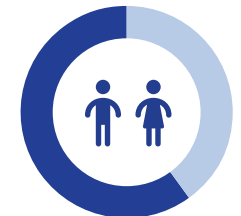
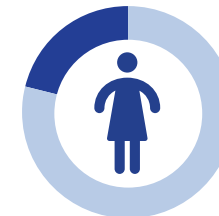
59%

OF THE REPORTED PEOPLE ON THE MOVE ARE LIVING WITH THE HOST COMMUNITY

235

ELDERLY WERE REPORTED, REPRESENTING THE LARGEST VULNERABLE GROUP

DEMOGRAPHICS



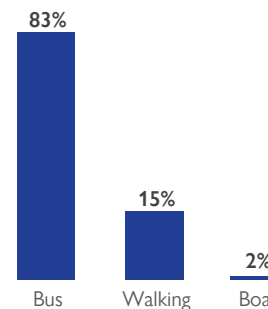
MAIN REPORTED NEEDS



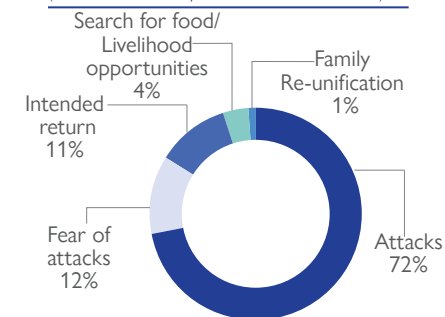
MAIN DISTRICTS OF ORIGIN (for arrivals)



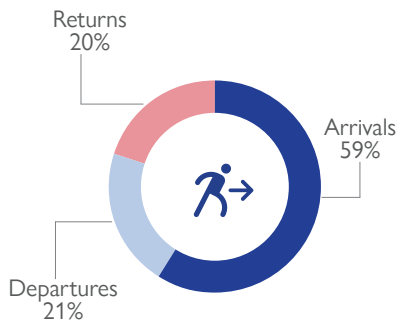
MEANS OF DISPLACEMENT



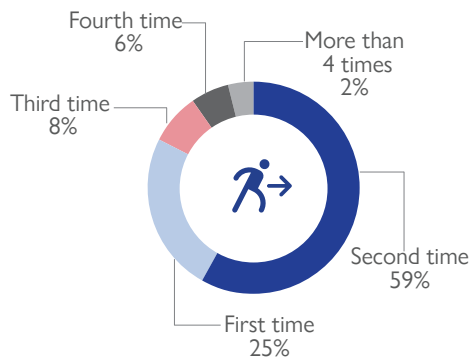
TRIGGERS OF MOVEMENT (for all arrival, return, departures, and transit movements)



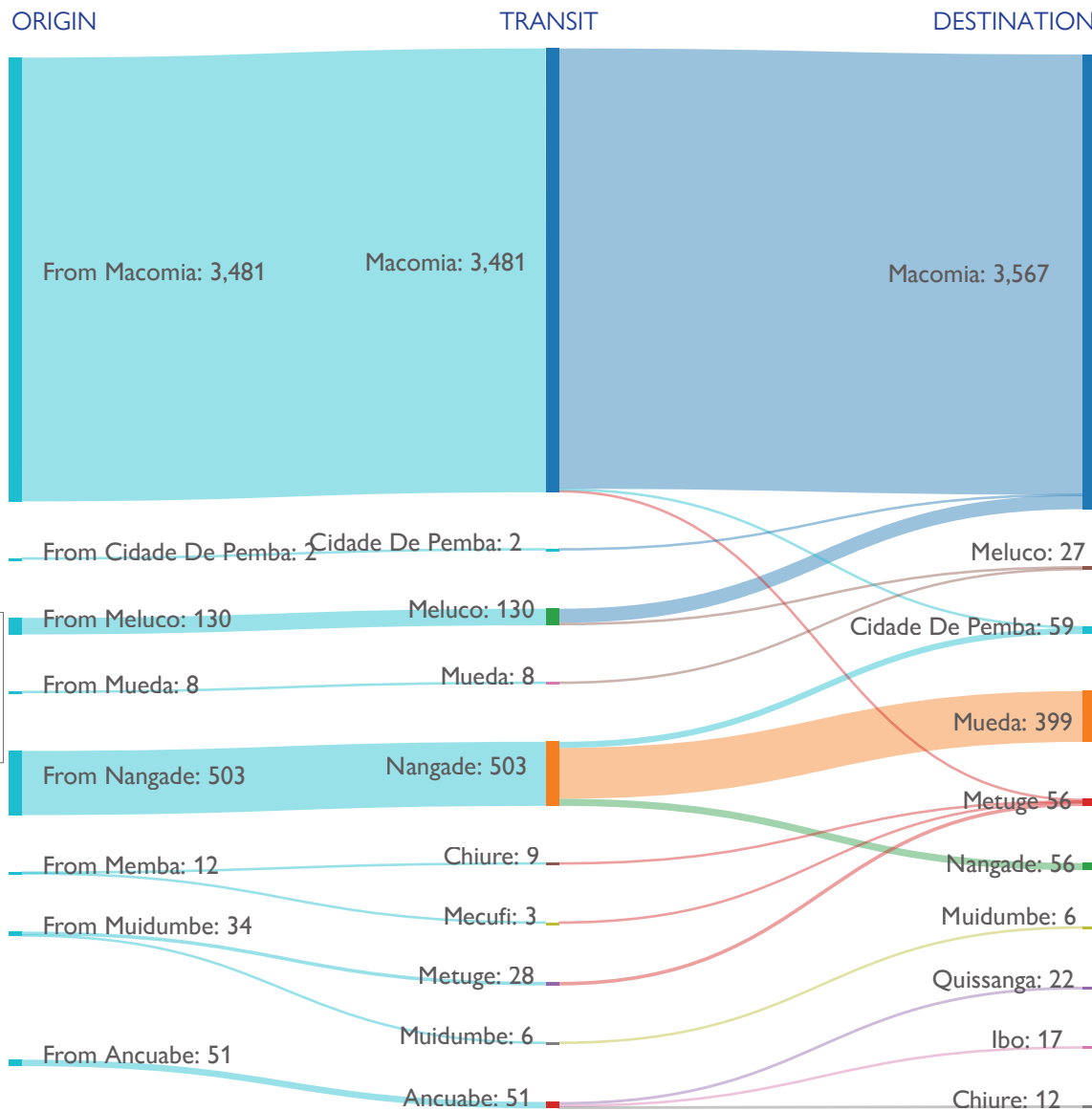
TYPE OF MOVEMENTS



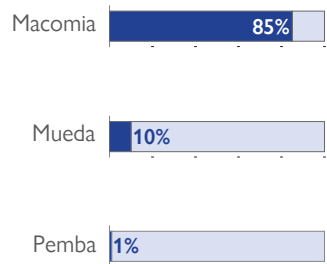
NUMBER OF TIMES DISPLACED



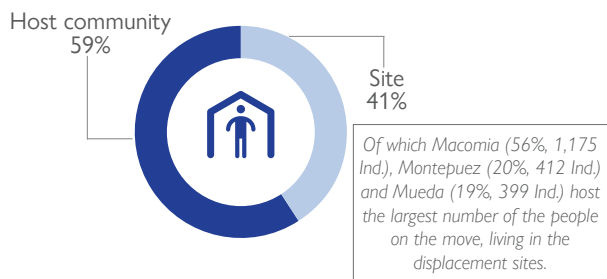
DISPLACEMENT FLOWS BY DISTRICTS (ARRIVALS)



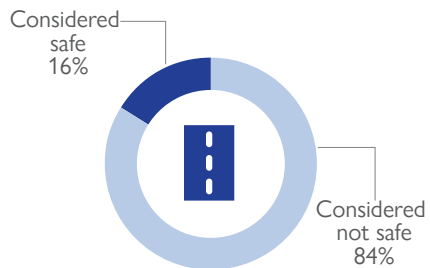
MAIN ARRIVAL DISTRICTS



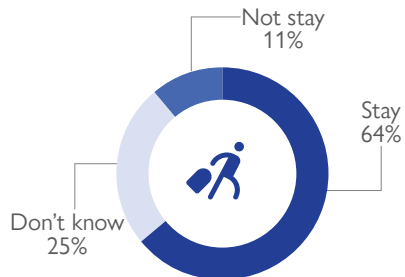
WHERE ARE THEY LIVING



SAFETY OF ROADS



MOVEMENT INTENTIONS



VULNERABILITIES BY LOCALITY (ARRIVALS)

District/Locality	Total number of households	Total number of individuals	Unaccompanied / separated children	Number of pregnant women	Number of elderly	Number of people with disability	Number of people with chronic disease
Macomia	762	3,567	-	40	162	18	4
Changane	6	23	-	-	-	-	-
Macomia	16	76	-	2	10	-	-
Nanga B	399	1,175	-	16	84	10	2
Napulubo	306	2,098	-	22	57	7	-
Xinavane	35	195	-	-	11	1	2
Mueda	80	399	8	8	27	1	-
Centro de Lyanda	28	184	-	2	11	-	-
Centro de Mpeme	14	79	-	-	8	-	-
Centro de Nandimba	38	136	8	6	8	1	-
Cidade De Pemba	10	59	-	-	5	-	-
Natite	8	48	-	-	4	-	-
Paquitequete	2	11	-	-	1	-	-
Metuge	12	56	-	-	-	-	-
Bairro de Napai	1	3	-	-	-	-	-
Bairro de Ngura	5	25	-	-	-	-	-
Bairro Ngunga	6	28	-	-	-	-	-
Nangade	7	56	-	-	-	-	-
Bairro Chitunda	2	17	-	-	-	-	-
Bairro holota	3	29	-	-	-	-	-
Ntamba	2	10	-	-	-	-	-
Meluco	8	27	1	-	4	-	-
Meluco sede	8	27	1	-	4	-	-
Quissanga	6	22	-	-	1	-	-
Ujama	6	22	-	-	1	-	-
Ibo	3	17	-	-	-	-	-
Matemo	3	17	-	-	-	-	-
Chiure	3	12	-	-	-	-	-
Bairro de Muajaja	3	12	-	-	-	-	-
Muidumbe	1	6	-	-	-	-	-
Muidumbe sede	1	6	-	-	-	-	-
Grand Total	892	4,221	9	48	199	19	4