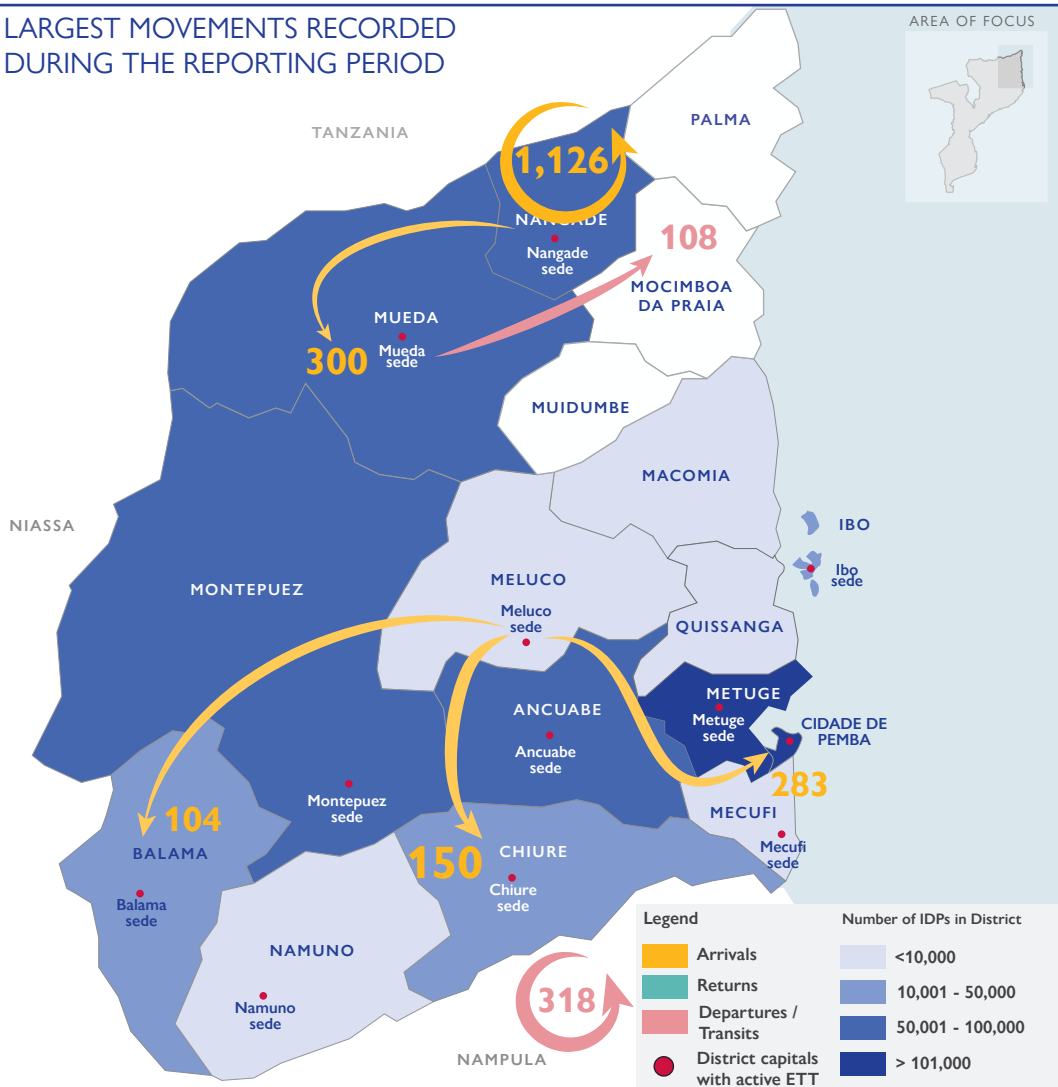


During the reporting period (2 to 8 March 2022), a total of 70 movements were recorded - 57 Arrivals (2,286 individuals), 2 transit (150 individuals) and 11 departures (584 individuals). The largest arrival movements were recorded in Nangade (1126 individuals), Mueda (300 individuals), Pemba (290 individuals), and Chiure (162 individuals). The largest departures were observed in Nampula (318 individuals), and Nangade (91 individuals). Of the total population, 46 per cent of the mobile groups were displaced for the first time, and 54 per cent of reported to having been displaced more than once prior to this movement.

LARGEST MOVEMENTS RECORDED DURING THE REPORTING PERIOD



KEY FIGURES

3,020

PEOPLE ON THE MOVE DURING THE REPORTING PERIOD

339

OF THE TOTAL IDPs INTEND TO RETURN TO THEIR PLACE OF ORIGIN

48%

OF THE IDPs REPORTED ARE CHILDREN

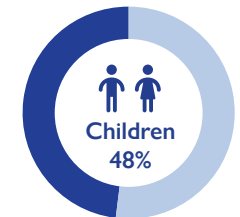
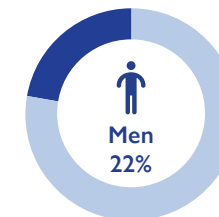
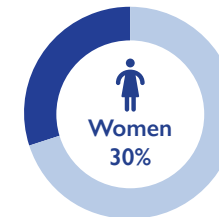
66%

OF THE REPORTED IDPs ARE LIVING WITH THE HOST COMMUNITY

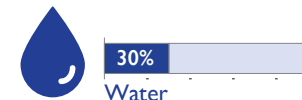
96

ELDERLY WERE REPORTED, REPRESENTING THE LARGEST VULNERABLE GROUP

DEMOGRAPHICS



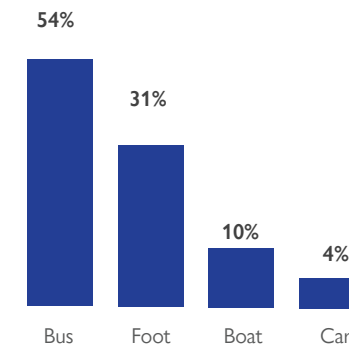
MAIN REPORTED NEEDS



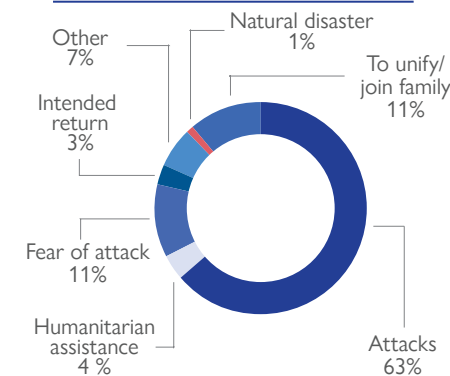
MAIN DISTRICTS OF ORIGIN (for arrivals)



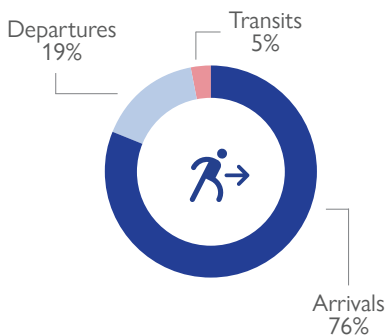
MEANS OF DISPLACEMENT



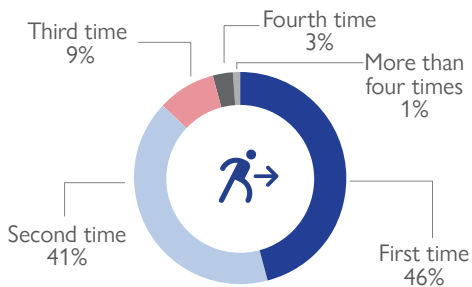
TRIGGERS OF MOVEMENT (for all arrival, return, departures and transit movements)



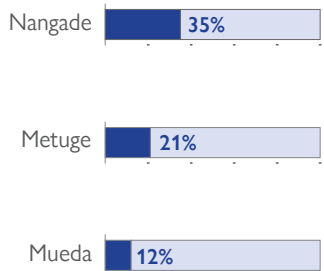
TYPE OF MOVEMENTS



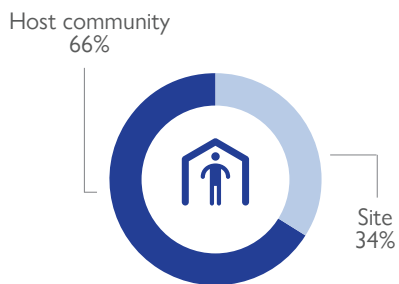
NUMBER OF TIMES IDPs HAVE BEEN DISPLACED



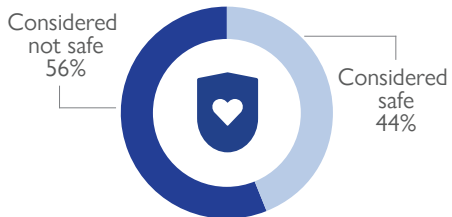
MAIN ARRIVAL DISTRICTS



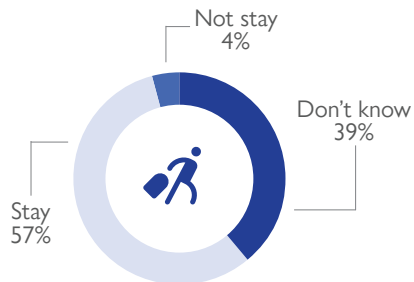
WHERE ARE IDPs LIVING



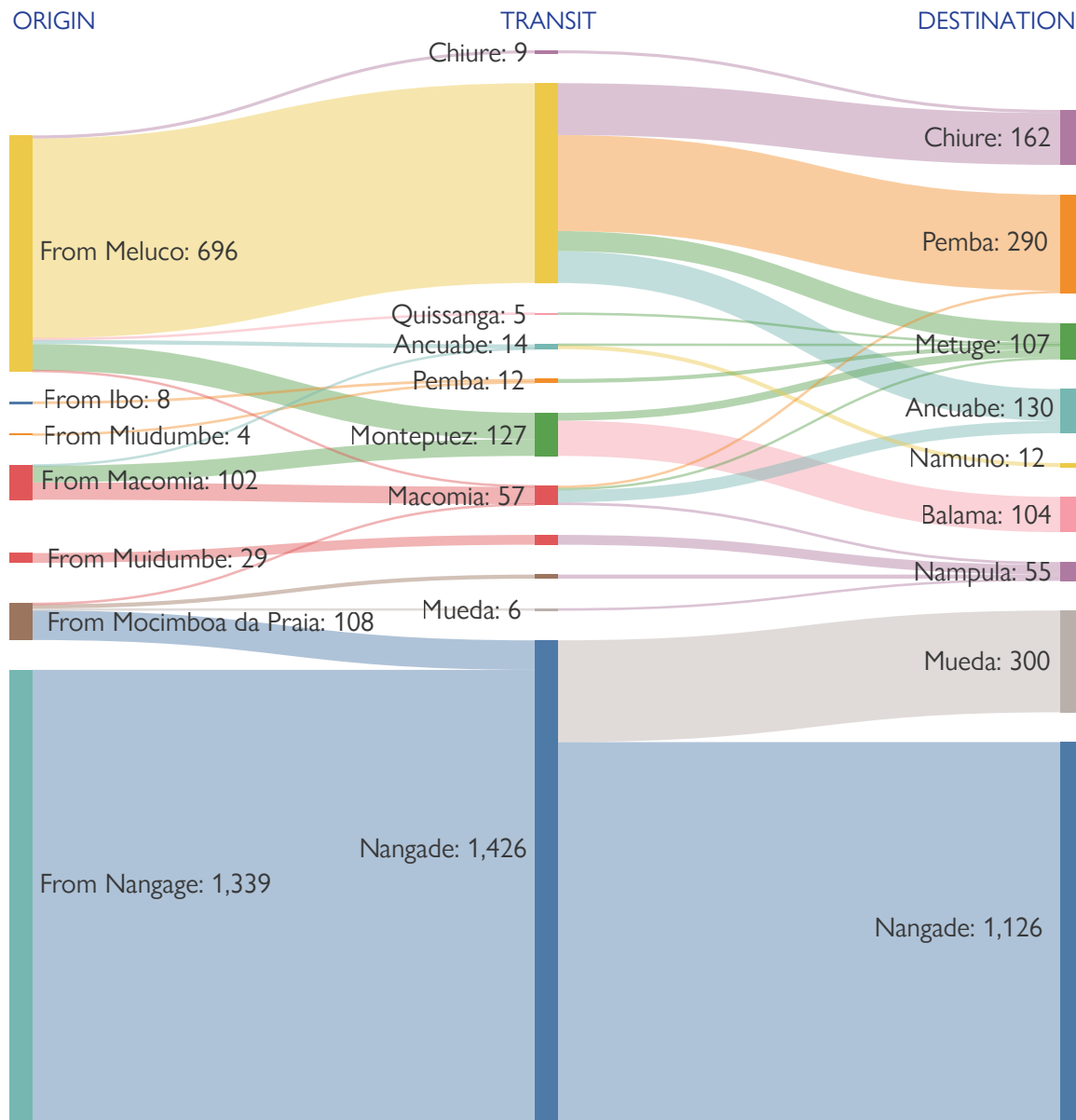
SAFETY OF ROADS



MOVEMENT INTENTIONS



DISPLACEMENT FLOWS BY DISTRICTS (ARRIVALS)



VULNERABILITIES BY LOCALITY (ARRIVALS)

District/Locality	Total number of Individuals	Unaccompanied/separated children	Pregnant women	People with chronic disease	People with disabilities	Elderly
Ancuabe	130	-	1	-	1	2
Ancuabe	36	-	1	-	1	2
Chiote	94	-	-	-	-	-
Balama	104	2	5	-	-	3
Ntete	104	2	5	-	-	3
Chiure	162	-	2	-	1	2
Vila de Chiúre	162	-	2	-	1	2
Nampula	55	-	-	-	-	-
Natikir	12	-	-	-	-	-
Namicopo	18	-	-	-	-	-
Miltar	25	-	-	-	-	-
Pemba	290	-	3	-	4	17
Mahate	7	-	-	-	-	2
Metula	25	-	-	-	-	-
Natite	258	-	3	-	4	15
Metuge	107	-	2	-	3	3
Mieze	80	-	-	-	2	3
Not listed	27	-	2	-	1	-
Mueda	300	-	6	-	-	18
Namua	150	0	2	0	0	5
Vila de Mueda	150	-	4	-	-	13
Namuno	12	-	-	-	-	-
Milipone	12	-	-	-	-	-
Nangade	1,126	-	5	-	1	31
Nangade	1,126	-	5	-	1	31
Grand Total	2,286	2	24	-	10	76