



International Organization for Migration (IOM)
The UN Migration Agency

DTM

MIXED MIGRATION FLOWS IN THE MEDITERRANEAN

COMPILATION OF AVAILABLE DATA AND INFORMATION

AUGUST 2017



@IOM GREECE

131,167 TOTAL ARRIVALS TO EUROPE **124,749** TOTAL ARRIVALS TO EUROPE BY SEA **6,418** TOTAL ARRIVALS TO EUROPE BY LAND

Content

- [Cumulative Arrivals and Weekly Overview](#)
- [Overview Maps](#)
- [Policy Updates](#)
- [Relocations](#)
- [Bulgaria](#)
- [Croatia](#)
- [Cyprus](#)
- [Greece](#)
- [Hungary](#)
- [Italy](#)
- [Romania](#)
- [Serbia](#)
- [Slovenia](#)
- [Turkey](#)
- [The former Yugoslav Republic of Macedonia](#)
- [Central Mediterranean](#)
- [Contingency Countries](#)
- [Missing Migrants: Fatalities/Missing in the Mediterranean and Aegenan](#)
- [About this report](#)

Highlights

Compilation of available statistical data indicates that the arrivals to Europe through the Mediterranean in the first eight months of 2017 is lower when compared to the same period in 2016. As of 31 August 2017, national authorities in Greece, Italy, Cyprus, Bulgaria and Spain registered **131,167 newly arrived migrants** mostly from the Middle East, Africa, South and Central Asia which is in a sharp contrast to 297,255 recorded during the same period in 2016 (56% decrease).

Between January and August this year there were **17,534** registered arrivals to Greece, a 90% decrease in comparison to **165,951** recorded by the end of August 2016. However, there was a 49% increase in arrivals during this reporting period, from 2,615 in July to 4,240 in August 2017.

The total number of migrants who arrived to **Italy** in 2017 reached **99,127** at the end of this reporting period, 16% decrease in comparison to the end of **August 2016 (115,068)**. Moreover, a more significant drop in arrivals to Italy was observed in the past two months - from 23,264 reported during June, to 11,461 in July and finally 3,914 registered during August 2017.

An increase is observed in overall arrivals to **Spain**. By the end of August, a total of **13,503** migrants have been registered arriving to Spain by land (3,464) and sea (10,039). Available data for the same period 2016, indicates a 97% increase when compared to 31 August 2017 - from 6,805 in 2016 to 13,503 in 2017.

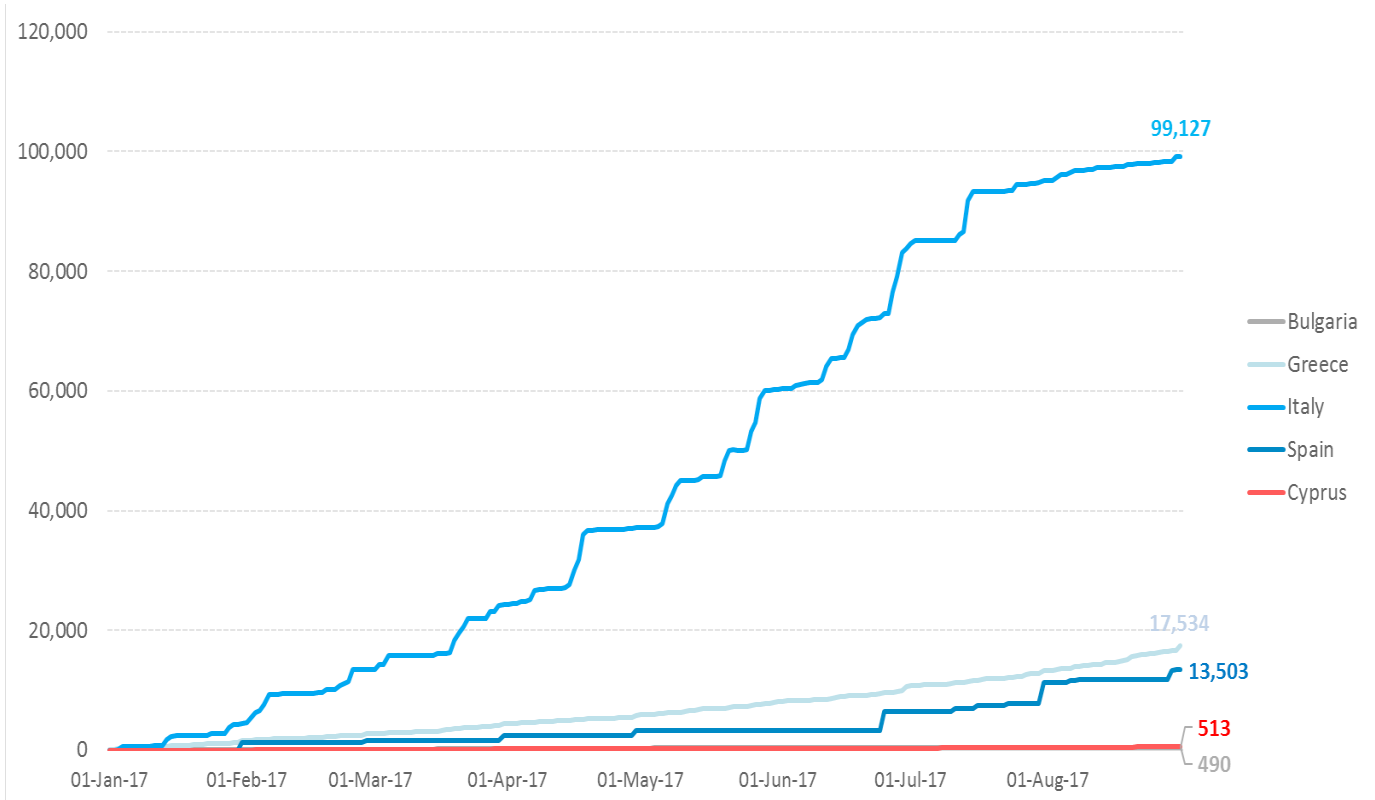
Between September 2015 and August 2017, a total of **27,624** individuals have been relocated to 25 European countries. The detailed breakdown is available [here](#).

More information about the Central Mediterranean and Western Balkans is available on page [31](#) and [32](#).

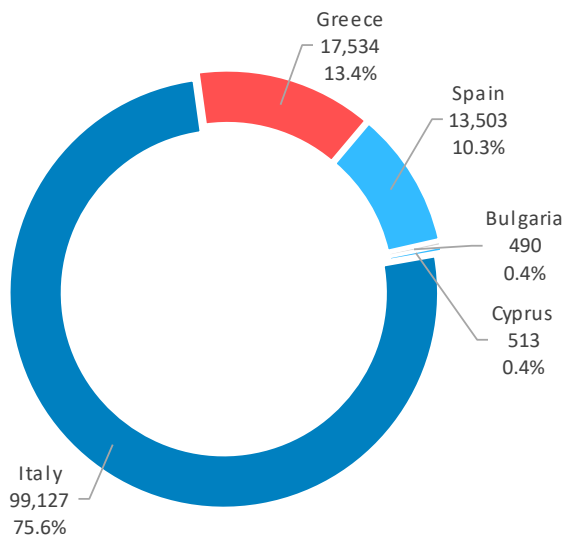


Overview of Arrivals

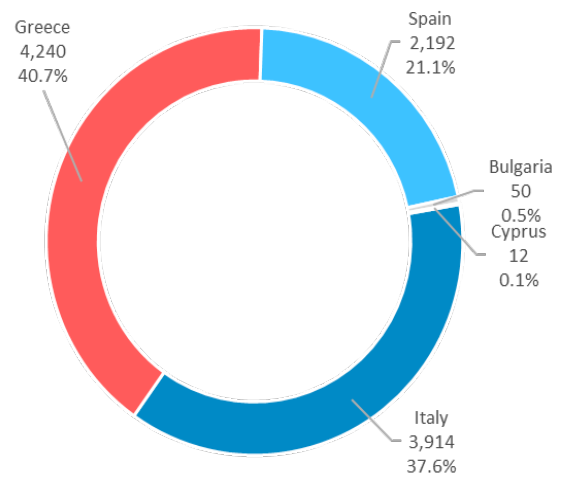
Daily trends of cumulative arrivals since 1 January 2017



Cumulative arrivals in 2017

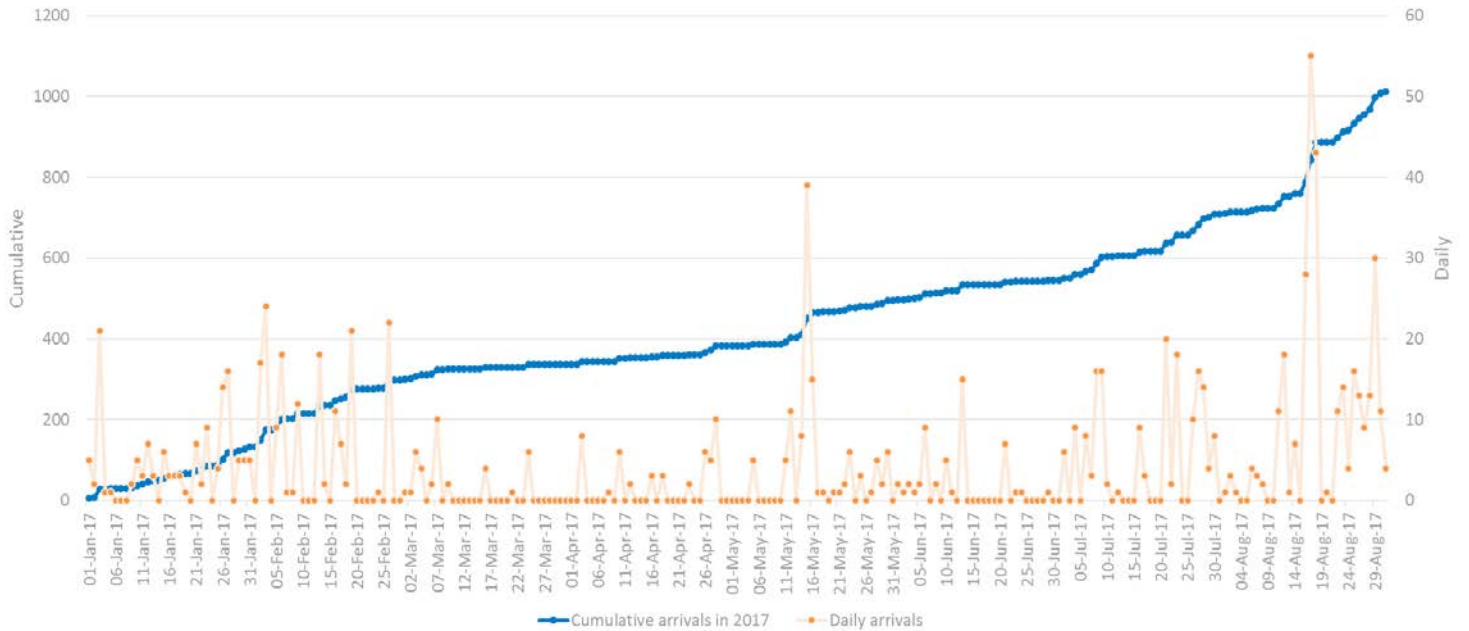


Arrivals in August 2017

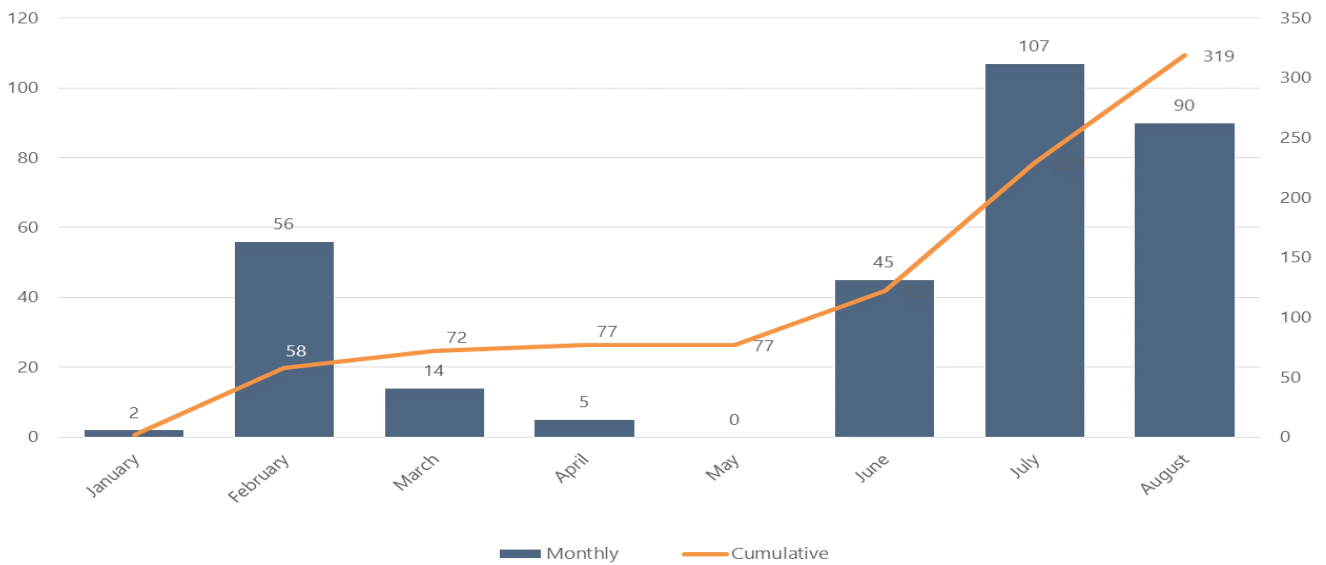


Daily and monthly trends: other countries*

Irregular entries to Hungary



Registered arrivals to the former Yugoslav Republic of Macedonia



*There were no recorded arrivals in other countries on the Western Balkans route in the reporting period.

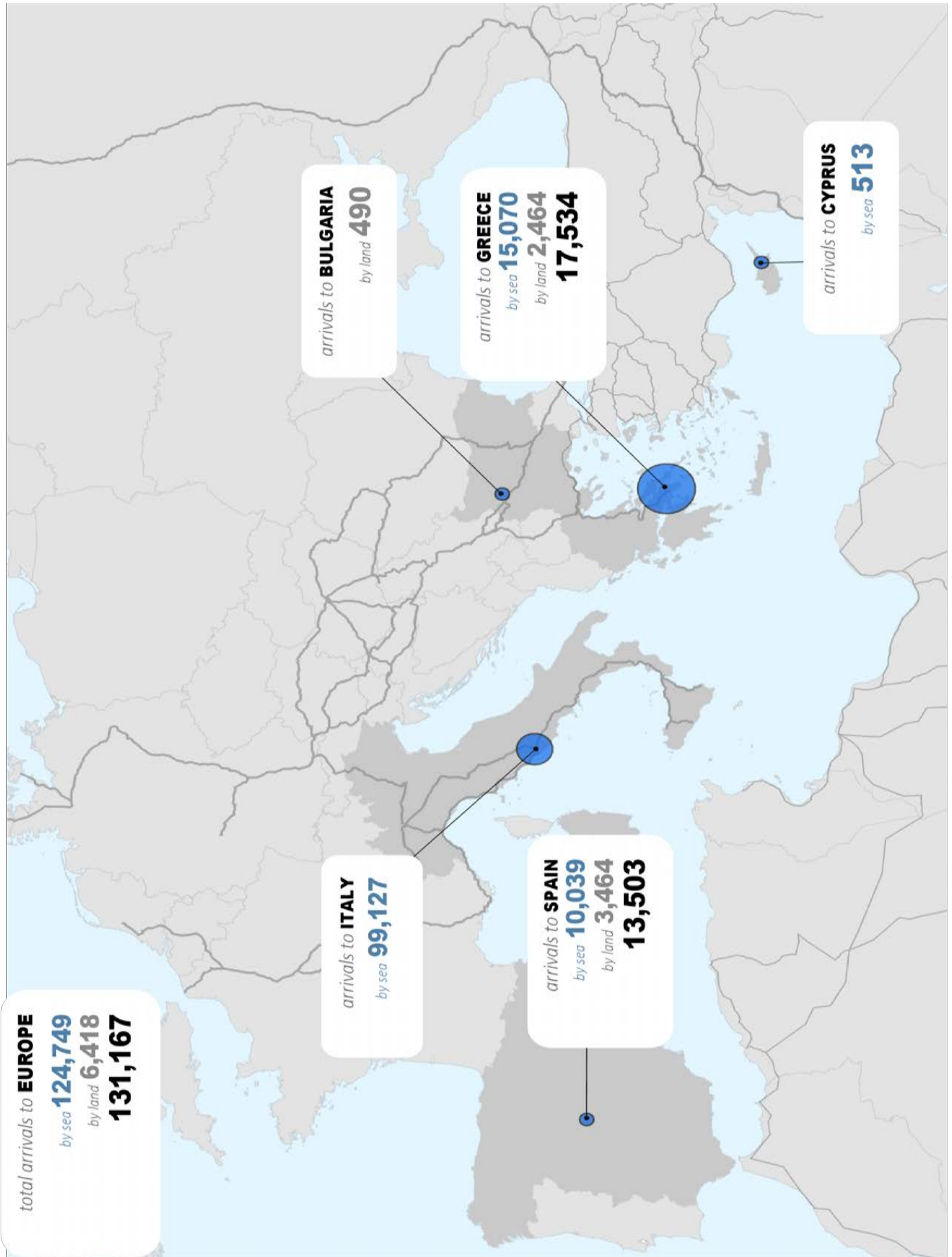
Overview Map - Migrants Flows to Europe



Disclaimer: Base Map Source: ESRI. This map is for illustration purposes only. Names and boundaries on this map do not imply official endorsement or acceptance by IOM.

OVERVIEW: MIGRANT FLOWS TO EUROPE

Registered and reported arrivals to Greece, Cyprus, Spain, Italy and Bulgaria 📍 From 01 January 2017 to 31 August 2017

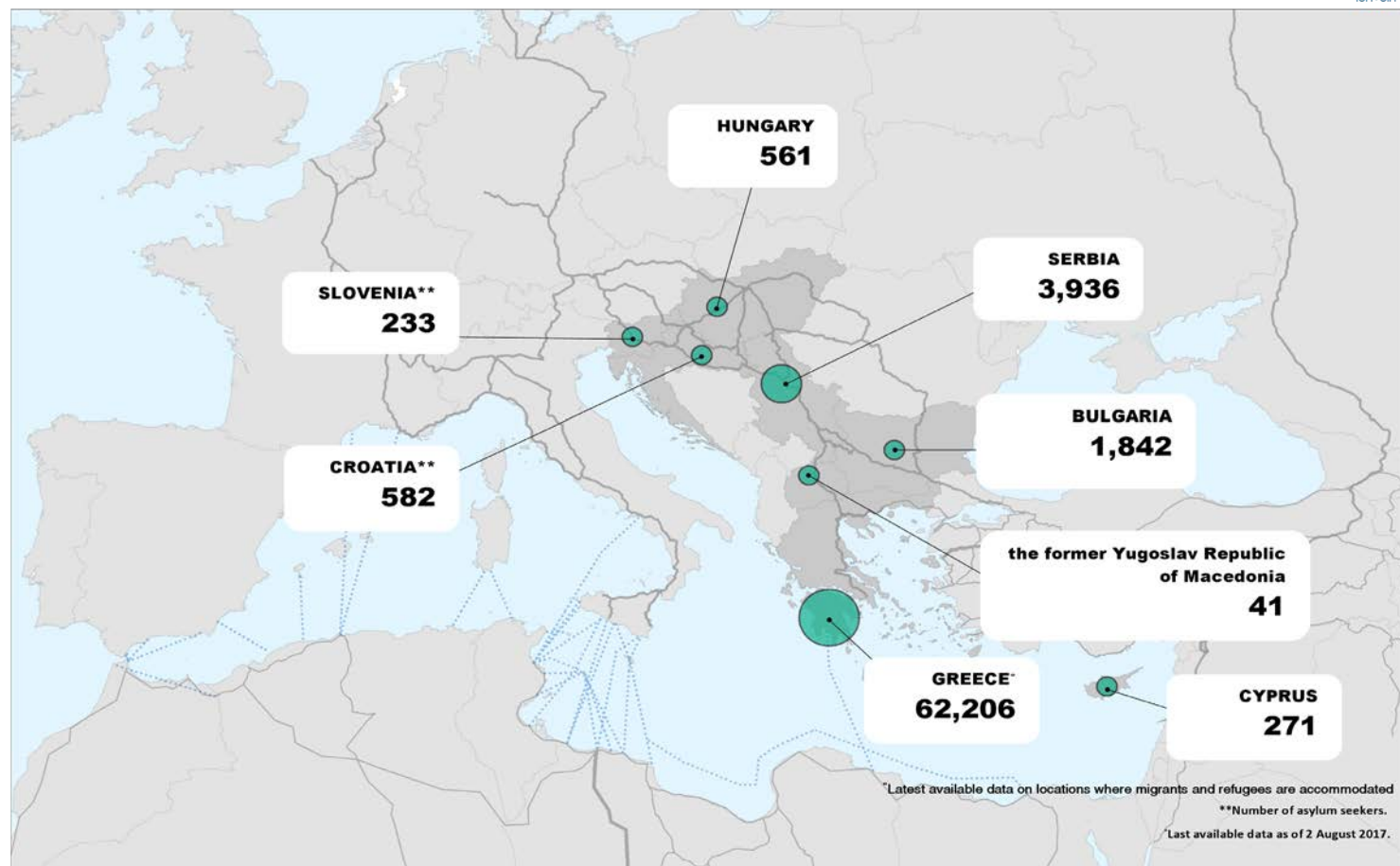


Overview - Presence of Migrants and Refugees

OVERVIEW: PRESENCE OF MIGRANTS AND REFUGEES

Stranded migrants and refugees in Cyprus, Greece, FYR of Macedonia, Serbia, Hungary, Croatia, Slovenia and Bulgaria* 31 August 2017*

Disclaimer: Base Map Source: ESRI. This map is for illustration purposes only. Names and boundaries on this map do not imply official endorsement or acceptance by IOM.



STRANDED MIGRANTS AND ASYLUM SEEKERS TRENDS - MARCH 2016 VS. SEPTEMBER 2017

Country	2016	2017	% change
Greece*	42,688	62,206	46%
the former Yugoslav Republic of Macedonia	1,199	41	-97%
Serbia	1,706	3,936	118%
Croatia**	231	582	152%
Slovenia**	408	233	-43%
Hungary	/	561	/
Bulgaria	865	1,842	113%
Cyprus**	/	271	/

*Data available as of 2 August 2017.

**Number of Asylum Seekers.

Policy Updates

Reform of the Dublin System

European Commission proposed a reform of the Dublin system to establish a fair and sustainable system to ensure that when an overwhelming number of asylum requests are submitted in just one Member State, the number of asylum seekers exceeding the absorption capacity of the country will be distributed among all Member States that are not confronted with excessive pressure. The reform shall introduce a corrective allocation mechanism (the fairness mechanism). The main elements of the new system are following:

- a new automated system to monitor the number of asylum applications each Member State receives and the number of persons effectively resettled by each
- a reference key to help determine when one Member State is under disproportionate pressure
- a fairness mechanism to alleviate pressure on Member State

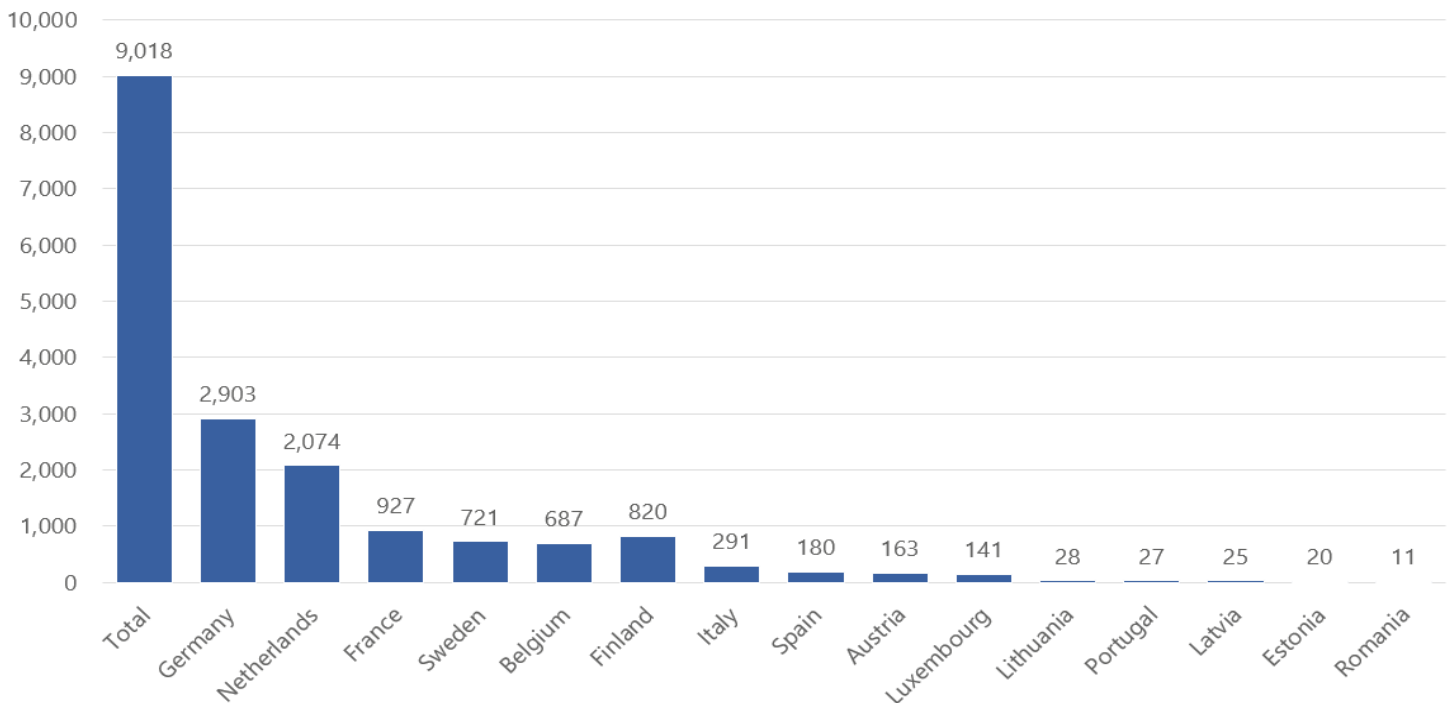
Factsheet about the reform is available [here](#).

EU- Turkey Statement

On 18 March 2016, the European Union and Turkey have agreed on a plan to end irregular migration flows from Turkey to the EU. The document states that from 20 March 2016 all persons who do not have a right to international protection in Greece will be returned to Turkey, based on the Readmission Agreement from 2002 signed between the countries. In order to create a smooth process, Turkey and Greece as well as the EU institutions and agencies will take all the necessary steps and agree on any necessary bilateral agreements including the presence of Turkish officials on Greek islands and vice versa as of 20 March 2016 in order to ensure the liaison and a better functioning of the return mechanism. The Commission will coordinate all necessary support for Greece, under the EU-Turkey Statement, and will develop an operational plan.

The whole document is available [here](#) and for the latest EC report on Relocation and Resettlement please check [here](#).

Resettlement of Syrian refugees from Turkey between 4 April 2016 and 6 September 2017



*Source: European Commission as of 6 September 2017.

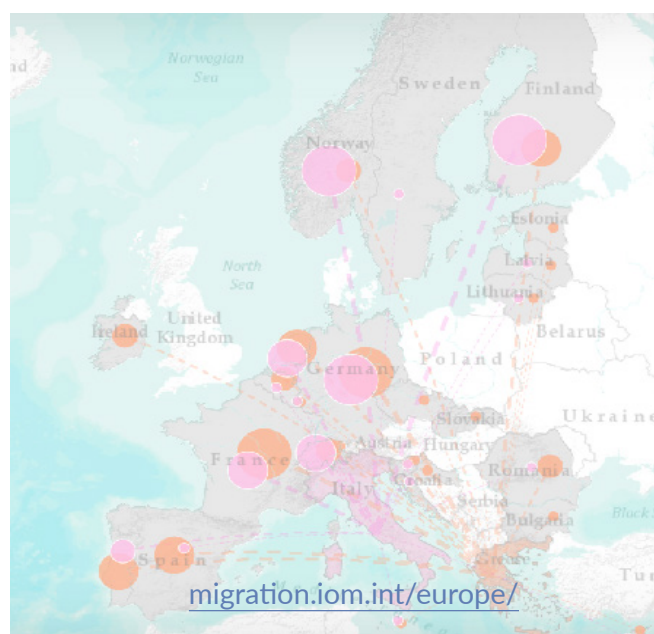
Relocations as of 31 August 2017

Based on the Commission's proposals, the Justice and Home Affairs Council adopted two decisions in September 2015 to relocate 160,000 asylum seekers from frontline Member States, to assist them in dealing with the pressures of the refugee crisis. Under the emergency relocation scheme, up to 106,000 persons in need of international protection with a high chance of having their applications successfully processed (EU average recognition rate of over 75%) are to be relocated from Greece and Italy, where they have arrived, to other Member States where they will have their asylum applications processed. If these applications are successful, the applicants will be granted refugee status with the right to reside in the Member State to which they are relocated.

Following the EU-Turkey Statement of 18 March 2016, total of 54,000 places which had been foreseen for relocation from possible other Member States, were re-allocated for the purpose of legal admission of Syrians from Turkey to the EU. As the Commission informed, Member States had by March 2017 already indicated their intention to admit 34,000 out of these 54,000, including via resettlement. In 2017, the Commission noted that while the number of eligible persons in Greece and Italy is lower than expected, several thousand beneficiaries still need to be relocated to reach all eligible asylum seekers within the remaining months. The relocations from Greece and Italy should take place over two years (September 2015-2017), with the EU budget providing financial support to the Member States participating. In June 2017, infringement procedures have been launched against the Czech Republic, Hungary and Poland for breaching their legal obligations stemming from the Council Decisions. The EC also clarified that Italy and Greece should be able to send relocation requests for the remaining eligible applicants to the Member States that have not yet used in full their allocation when the scheme comes to an end.

IOM is implementing the pre-departure health assessments, pre-departure orientation and actual transfer of the beneficiaries in coordination with Italy and Greece as well as the Member States to which relocation takes place.

As of 6 September, the European Commission has made available an overview of Member States' support to the EU relocation mechanism. To date, 25 countries have committed to make places available under the scheme, namely Austria (50) Belgium (1,480), Bulgaria (970), Croatia (246), Cyprus (205), Czech Republic (50), Estonia (390), Finland (2,128), France (6,540), Germany (12,250), Ireland (1,152), Latvia (563), Liechtenstein (10), Lithuania (970), Luxembourg (470), Malta (164), the Netherlands (2,575), Norway (1,500), Poland (100), Portugal (2,618), Romania (2,102), Slovakia (60), Slovenia (434), Spain (2,000), Sweden (3,777) and Switzerland (1,530) with an overall number of only 44,334 places. You can find the overview [here](#).



MEMBER STATE	From Greece	From Italy	Total
Austria	0	15	15
Belgium	677	259	936
Bulgaria	50	0	50
Croatia	60	18	78
Cyprus	96	34	130
Czech Republic	12	0	12
Estonia	141	0	141
Finland	1,196	755	1,951
France	3,954	330	4,284
Germany	4,447	3,405	7,852
Hungary	0	0	0
Ireland	459	0	459
Latvia	294	27	321
Liechtenstein	10	0	10
Lithuania	355	27	382
Luxembourg	271	111	382
Malta	101	47	148
Netherlands	1,595	713	2,308
Norway	693	815	1,508
Portugal	1,116	299	1,415
Romania	682	45	727
Slovakia	16	0	16
Slovenia	172	45	217
Spain	1,089	168	1,257
Sweden	1,392	511	1,903
Switzerland	344	778	1,122
Total	19,222	8,402	27,624

Bulgaria



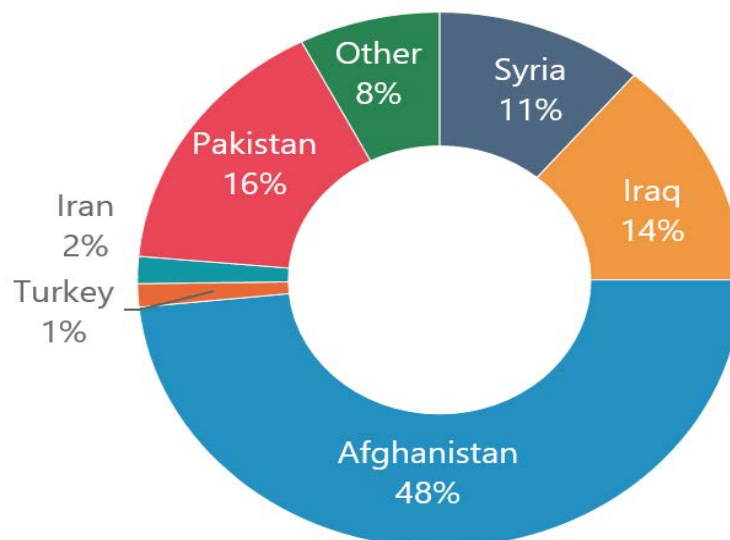
Developments in the reporting period

From 1 January until 31 August 2017 the Bulgarian Ministry of Interior (Moi) registered a total of 850 new migrants who were attempting to enter or exit the country irregularly. Moreover, additional 1,778 previously registered migrants (who arrived in 2016 and 2017) were apprehended while trying to exit the country without a valid travel documents. Majority of all migrants intercepted on exit (2,076 including first time registered people) were detected in the border areas with Serbia (1,797) and Romania (116). In addition to that, there were additional 1,281 migrants intercepted as residing in Bulgaria without a legitimate residence permits.

A significant decrease in interceptions on entry and exit has been observed when compared to the same period in 2016. In the first eight months of 2016, Bulgarian Authorities intercepted 6,964 migrants who intended to leave or enter the country without possessing valid travel documents. Mjority of irregular movements were tracked near the Bulgarian border with Serbia and Turkey. Similar trends are confirmed also in 2017, with a slight increase in apprehensions nearby the border with Romania - from 42 in 2016 to 116 by the end of August 2017. In contrast to that, data shows a decrease in movements near the border with Greece, with 141 intercepted in 2017, compared to 405 reported in 2016.

13 August - The Romanian Coast guard intercepted a yacht transporting 69 irregular migrants from Iraq on the Black sea, 30 men, 10 women and 29 minors. The boat named *Emek 1* sailed under Turkish flag and was detected in Romanian territorial waters, about 10 nautical miles from the port of Mangalia. Early in the morning, a patrol vessel received a SCOMAR (the Black Sea Integrated Surveillance System) alarm for a suspicious craft directed toward the shore. The yacht continued sailing despite the warning signals sent by the Coast Guard. The vessel with migrants on board was taken to the port. Two smugglers, one Bulgarian and Cypriot national were taken into custody upon disembarkation.

Nationality breakdown of all migrants apprehended on exit and entry to the country as of 31 August



Bulgaria



Accommodation Facilities (with occupancy/capacity) on 31 August 2017

NAME OF ACCOMODATION FACILITY	Capacity	Currently Accomodated	Nationalities
Open Reception Centre at Banya	70	59	Mainly Syrian (32,8%), Afghan (28,1%), Iraqi (26,8%) and Pakistani (2,3%) nationals
Open Reception Centre at Pastrogor	320	12	
Open Reception Centre Sofia - Ovcha Kupel	860	287	
Open Reception Centre Sofia - Vrazhdebna	370	220	
Open Reception Centre Sofia - Voenna Rampa	800	221	
Open Reception Centre Sofia - Busmantsi	60	44	
Open Reception Centre at Harmanli	2,710	515	
Closed Reception Centre Lyubimets	1,200	484	Mainly Afghan (22,3%), Pakistani (19,2%), Syrian (18,8%) and Iraqi (17,6%) nationals
Closed Reception Centre in Sofia			
Closed Reception Center in Elhovo			
Total	6,390	1,842	

Map of Accommodation Facilities with available data on occupancy as of end of August 2017



Croatia



Developments in the reporting period

From January until the end of August 2017, Croatian Border Police apprehended 907 migrants in the territory of the Vukovarsko - Srijemska county while attempting to irregularly enter Croatia from Serbia. More than a half (53%) of apprehended migrants were Afghan nationals. Out of the total of 477 Afghan nationals apprehended on entry, 261 were registered as Unaccompanied and Separated Children (UASC). In total, when compared to the previous reporting period, a 24% decrease has been observed in regard to the number of apprehended third countries nationals in the Vukovarsko-Srijemska county, from 89 in July to 68 in August 2017.

Accommodation Facilities (with occupancy/capacity) on 28 August 2017*

NAME OF ACCOMODATION FACILITY	Capacity	Number of accomodated asylum seekers	Age/ Gender Breakdown
Open Reception Centre for Asylum Seekers in Zagreb	600	509	450 adults (401 male, 49 female), 59 children (including 8 UASC)
Open Reception Centre for Asylum Seekers (Kutina)	100	73	35 adults (18 male, 17 female), 38 children (including 1 UASC)
Closed Reception Center for Foreigners (Jezevo)	100(+20)	n/a	n/a
Total	800 (820)	582	

*Latest available data in this reporting period.



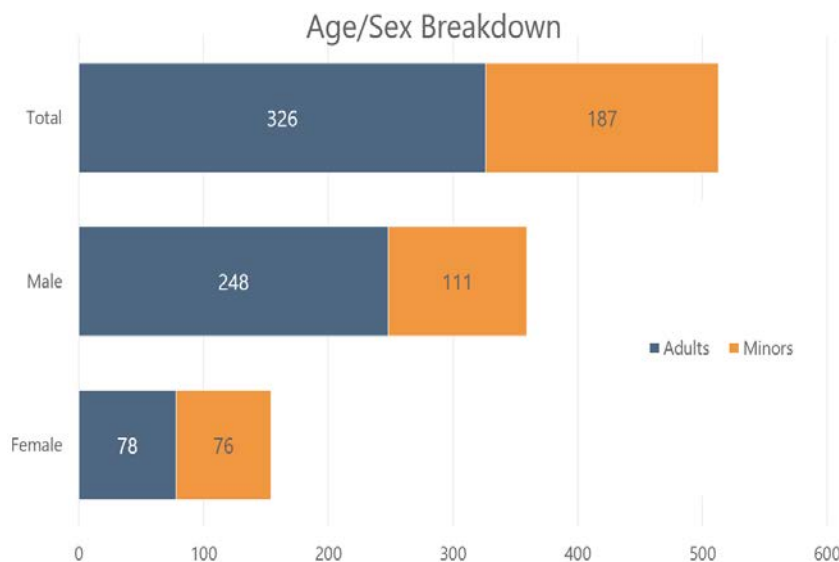
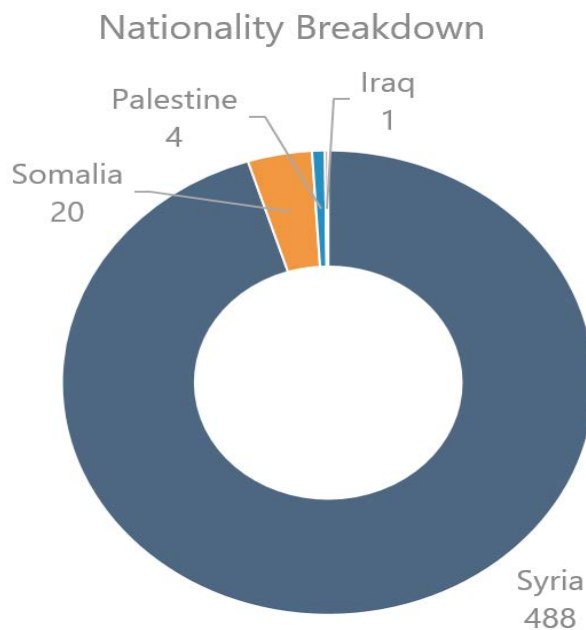
Cyprus



Developments in the reporting period

According to the available data, 513 migrants have been registered arriving to Cyprus between January and August 2017. During this reporting period, a total of 12 migrants landed to Cyprus. All of the registered migrants are Syrian nationals (137 men, 36 women, 67 children). As per graph below, Syrian nationals comprise the majority of the recorded arrivals, followed by migrants from Somalia. Based on available information, this represents an increase from last year when by the end of August, 55 migrants were registered arriving to Cyprus reaching a total of 345 by the end of 2016. At the end of August, 271 migrants and asylum seekers were accommodated in the Kofinou Reception and Accommodation Center (total capacity 400). There were no migrants accommodated in the second facility, Pournara Reception Center at Kokkinotrimithia.

Demographic profile of arrived migrants



Greece

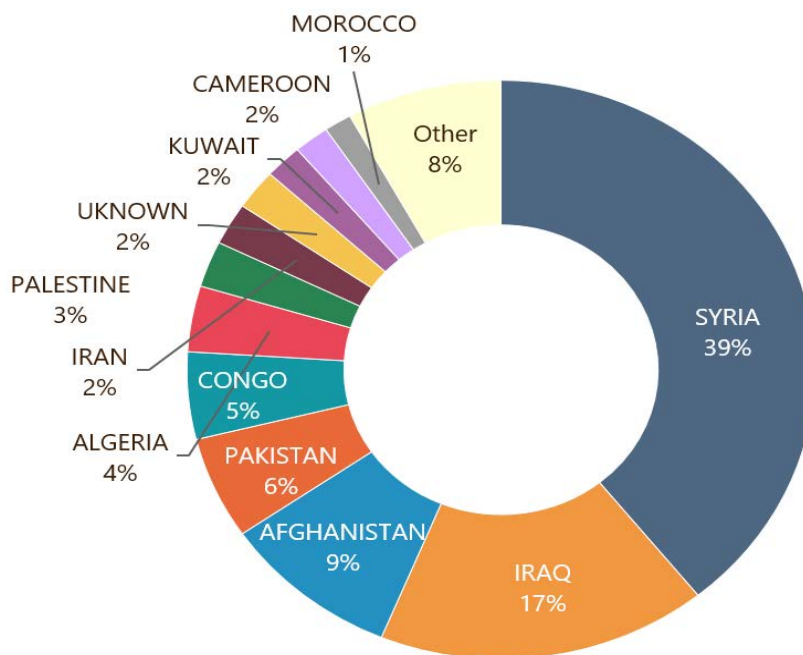


Developments in the reporting period

From 1 January until 31 August 2017 there have been **17,534** registered arrivals to Greece, with 4,240 new arrivals reported during the reporting period (1 - 31 August). This represents a 62% increase compared to the previous month when 2,615 new migrants were registered and a 12% increase in comparison to arrivals in August 2016 (3,789). Similar to the trends in sea arrivals, a decrease was noticed with regard to the land arrivals. According to the Hellenic Police and Hellenic Coast Guard there were 575 land arrivals during August and 332 during July (a 73% increase). However, a 131% increase is noticed in comparison to August 2016 when 249 land arrivals were reported.

Nationality breakdown

According to the Hellenic Police and Hellenic Coast Guard, Syrian nationals comprise 39% of all arrivals recorded from January to August 2017, followed by Iraqi (17%), Afghan (9%) and Pakistani (6%) nationals. Migrants from Congo and Algeria are represented with 5% and 4% respectively. Nationality breakdown for top 12 registered groups is below.



Reception and Identification Centers and Accommodation Facilities in Greece

There were no available data on number of accommodated migrants and refugees in facilities in Greece at the end of this reporting period. According to previously published data there were 62, 206 individuals residing in Greece beginning of August. Distribution per location is available in the Greece chapter of the [July edition of the Flows Compilation Report](#) and the [DTM Flows to Europe - Geoportals](#).



Greece Relocations

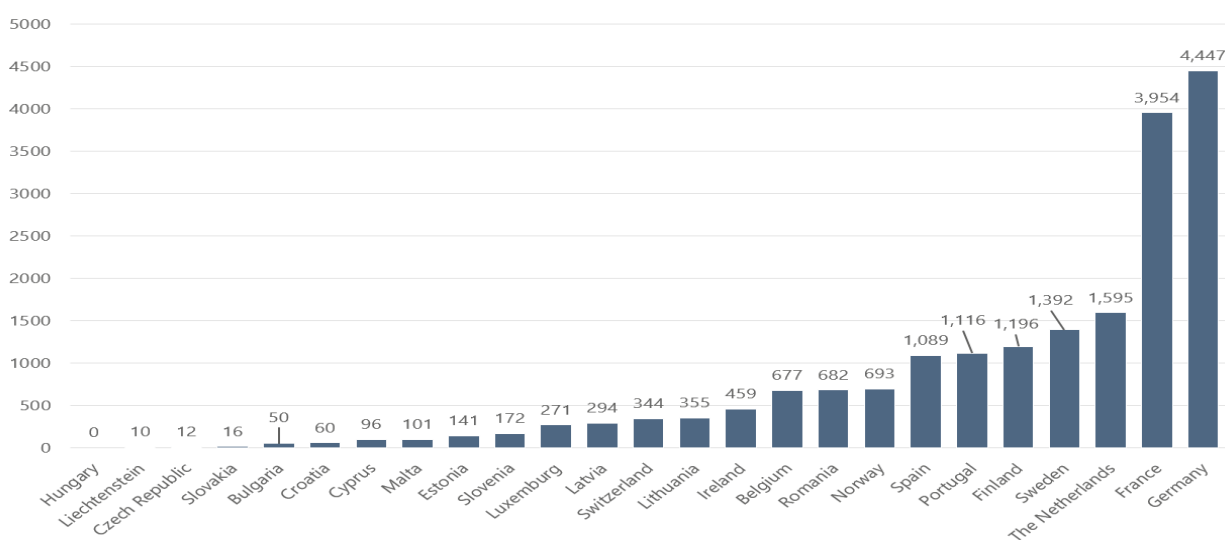
By the end of August 2017, 19,222 migrants have been relocated from Greece to other EU Member States, with 1,762 relocations taking place during this reporting period, a 7% increase compared to July (1,652).

Almost a half of all migrants have been transferred to Germany (23%) and France (21%). Eight per cent of asylum seekers were relocated to the Netherlands, 7% to Finland, 6% to Portugal and 6% to Spain. The remaining 23% (4,433) asylum seekers will have their asylum application processed in other 18 European countries distributed as per the graph below.

Since the beginning of the relocation scheme in 2015, 309 unaccompanied and separated children were relocated from Greece to Belgium (20), Croatia (2), Finland (109), Germany (12), Ireland (18), Lithuania (1), Luxembourg (22), Malta (1), the Netherlands (54), Norway (23), Portugal (2), Romania (1), Spain (31) and Switzerland (13). UASC and AM comprise 56% of all beneficiaries, compared to 44% adults. Moreover, 44% of all relocated individuals were female, and the remaining 56% male.

RELOCATION COUNTRY	2015-2016	2017	Total from Greece
Belgium	177	500	677
Bulgaria	29	21	50
Croatia	10	50	60
Cyprus	55	41	96
Czech Republic	12	0	12
Estonia	66	75	141
Finland	560	636	1,196
France	2,420	1,534	3,954
Germany	644	3,803	4,447
Hungary	0	0	0
Ireland	240	219	459
Latvia	155	139	294
Lithuania	185	170	355
Liechtenstein	0	10	10
Luxemburg	136	135	271
Malta	34	67	101
Norway	20	673	693
Portugal	510	606	1,116
Romania	513	169	682
Slovakia	9	7	16
Slovenia	101	71	172
Spain	546	543	1,089
Sweden	0	1,392	1,392
Switzerland	28	316	344
The Netherlands	836	759	1,595
Total	7,286	11,936	19,222

Total number of relocated migrants from Greece to other European countries as of 31 August 2017



Hungary

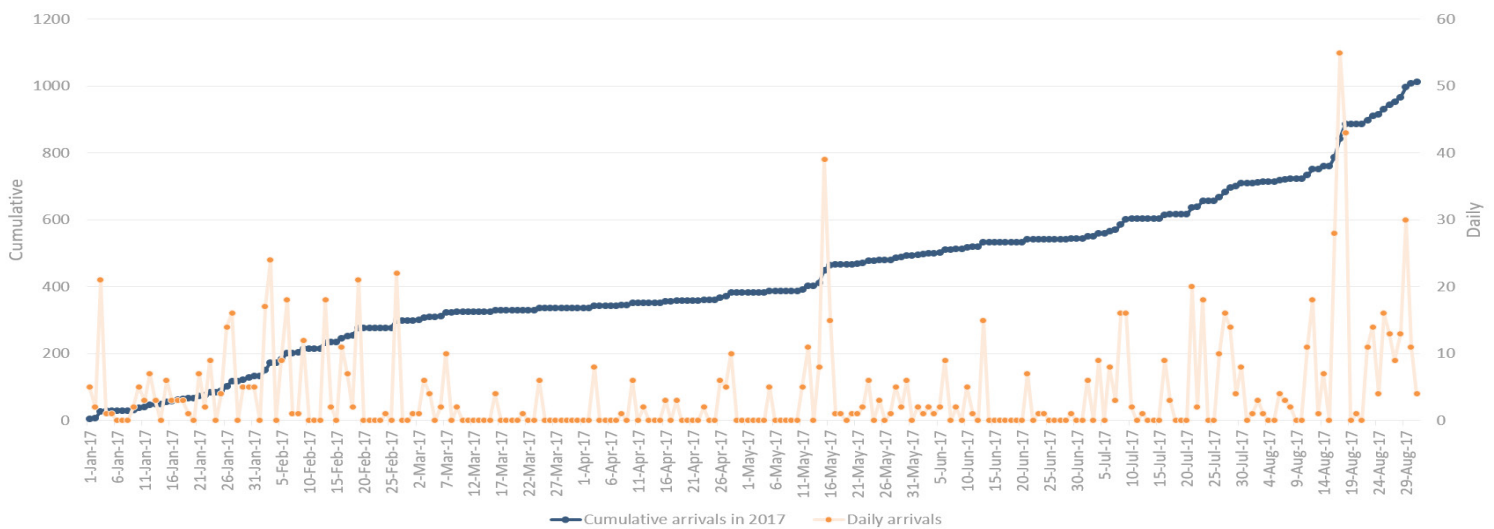


Developments in the reporting period

Since the beginning of 2017 until 31 August 1,012 migrants entered Hungary irregularly. During this reporting period, 303 migrants entered the country irregularly, which represents an 84% increase when compared to July when 165 migrants were registered. By the end of August, 561 migrants were accommodated in the reception centers around the country and in the transit zones near the border with Serbia.

In addition to that between January and August 2017, total of 1,932 migrants and asylum seekers were admitted to Hungary through Röszke (982) and Tompa (950) transit zones on the border with Serbia. Fifty-eight per cent of migrants were male, and 42% female, out of whom approximately 50% were minors.

Irregular entries to Hungary



4 August - Activity can be observed on all three main European migration routes, the Chief Advisor for Security of the Prime Minister said. György Bakondi stressed with reference to Swedish and German surveys: it may be observed that the presence of migrants in Europe is intensifying. In his view, this indicates that the plans related to integration cannot be implemented, and opinions among members of the public which disagree with the process are becoming increasingly marked. Mr Bakondi also outlined the excellent cooperation between Hungarian and Romanian authorities in combating illegal migration. Read more [here](#) and [here](#).

28 August - Migrants are continuously attempting to cross the border from both the Serbian and the Romanian side, said György Bakondi, Chief Security Advisor to the Prime Minister. Read more [here](#).

29 August - The German Federal Office for Migration and Refugees (BAMF) has suspended transfers to Hungary under the Dublin Regulation until further notice, on account of systematic detention, push backs and the lack of integration perspectives in the country. Read more [here](#).

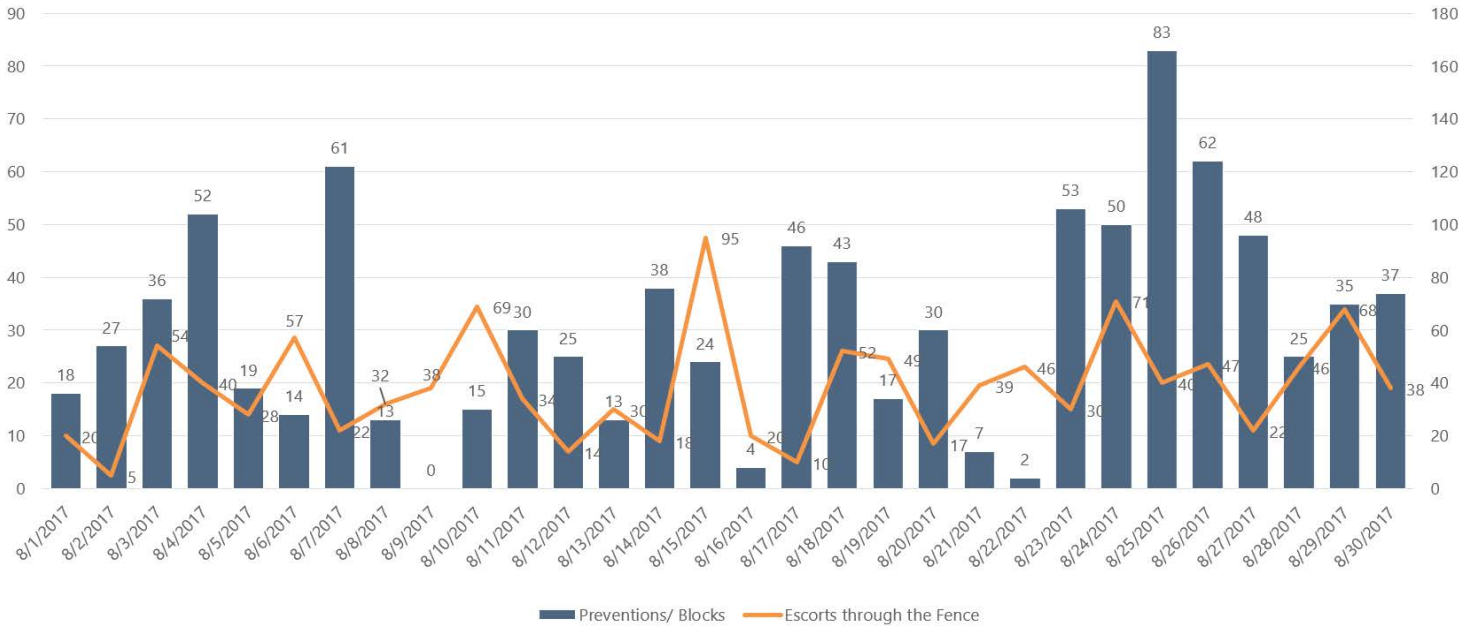
29 August - “In view of the increasing number of terrorist attacks in Western Europe, Hungarian law enforcement authorities must also identify, and if needed weed out, suspected terrorists living in the European Union”, the Ministry of Justice’s Parliamentary State Secretary and Deputy Minister Pál Völner said. According to Mr. Völner, the relationship between migration and terrorism must by now have become obvious even to those who were previously doing everything in their power to deny the link. Read more [here](#).

30 August - The Government has decided to extend the state of emergency declared because of mass immigration by six months, until 7 March 2018. They argued that “during the summer it was proven that the threat of terrorism in Europe has increased as a result of mass immigration, and accordingly strict border controls continue to be necessary in the interests of the security of the Hungarian people”. Read more [here](#).

Hungary



Apprehensions by the Hungarian police



Accommodation Facilities (with occupancy/capacity) and Border Crossing Points





Italy

Developments in the reporting period

From 1 January 2017 to 31 August 2017, Italian Ministry of Interior reported 99,127 new arrivals to Italy by sea. IOM data is adjusted according to the official figures provided by Italy's Ministry of Interior twice a week. According to MOI, Nigeria represent the first declared nationality in 2017 (around 17% of the total), followed by Guinea (9%), Bangladesh (9%), Ivory Coast (8%), Mali (6%), Eritrea (6%), Gambia (5%), Senegal (5%) and many other nationalities of Africa and Southern Asia.

17 August - The Spanish NGO Open Arms has reported the seizure of one of their vessels by the Tripoli Coast Guard ([here](#)) and to have been disturbed in some search and rescue (SAR) operations by the *C-Star*, a vessel of an extremist right-wing group named *Defend Europe*. Over the past months, more operations have been carried out by the Libyan Coast Guard to rescue migrants in Libyan waters and bring them back to the Libyan coasts.

After some of these cases, and as a consequences of the debated Code of Conduct which has been drafted by the Italian Ministry of Interior to have further controls on SAR operations coordinated by the Maritime Rescue Coordination Centre of the Italian Coast Guard in Rome, many NGOs have suspended their humanitarian operations in the Central Mediterranean (the last case is the one of [MOAS](#)).

On August 19, a big building in the centre of Rome, occupied by around 700 hundred of refugees and migrants from Eritrea, Ethiopia and Somalia since 2013, has been evicted by the police with incidents and protests by occupying migrants and other supporting citizens. Most of them have regular residence permits since years. The event has fuelled a new debate on social housing and need of social integration measures for migrants and Italians in a condition of vulnerability. For more on the situation of migrants and refugees in Rome, see [here](#).

The last two months have seen a dip in the number of migrant arrivals on Italian shores: in August only, 3,914 migrants have arrived in Italy – which is more than 5 times lower than August 2016. The government claims that the Code of Conduct and the deal with Libya are working, but others say that the real causes are more complex and uncertain. Read [Patrick Kingsley's in-depth article in the New York Times](#).

Nationality breakdown of arrivals between January and August 2017

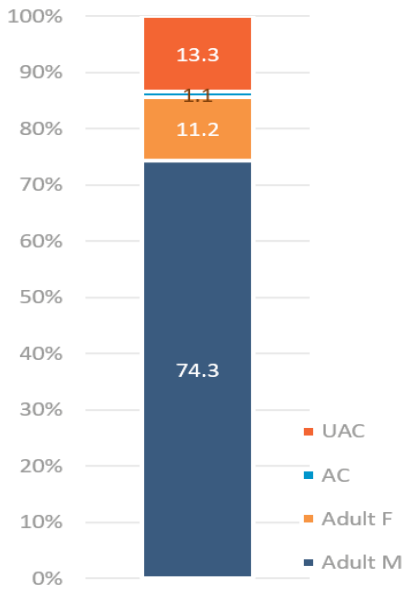
DECLARED NATIONALITY	Total	%	Adult Men	Adult Women	AM	UAM
TOTAL	99,127	100	73,700	11,074	1,126	13,227
Nigeria	16,622	17	10,449	4,977	80	1,116
Guinea	8,857	9	6,793	282	46	1,736
Bangladesh	8,747	9	7,393	27	30	1,297
Ivory Coast	8,263	8	5,617	1,166	99	1,381
Mali	5,953	6	4,949	173	35	796
Eritrea	5,601	6	3,439	1,043	155	964
Gambia	5,525	6	4,050	118	20	1,337
Senegal	5,505	6	4,750	53	12	690
Sudan	5,065	5	4,606	64	37	358
Morocco	4,777	5	4,060	394	61	262
Other	24,212	24	17,594	2,777	551	3,290
TOTAL	99,127	100	73,700	11,074	1,126	13,227



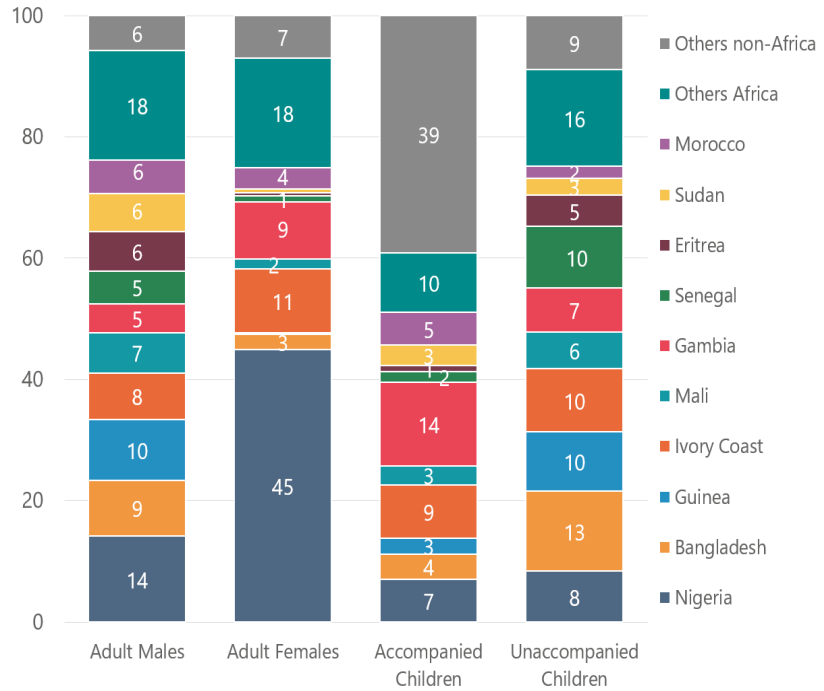
Italy

Share of total arrivals by sex and age

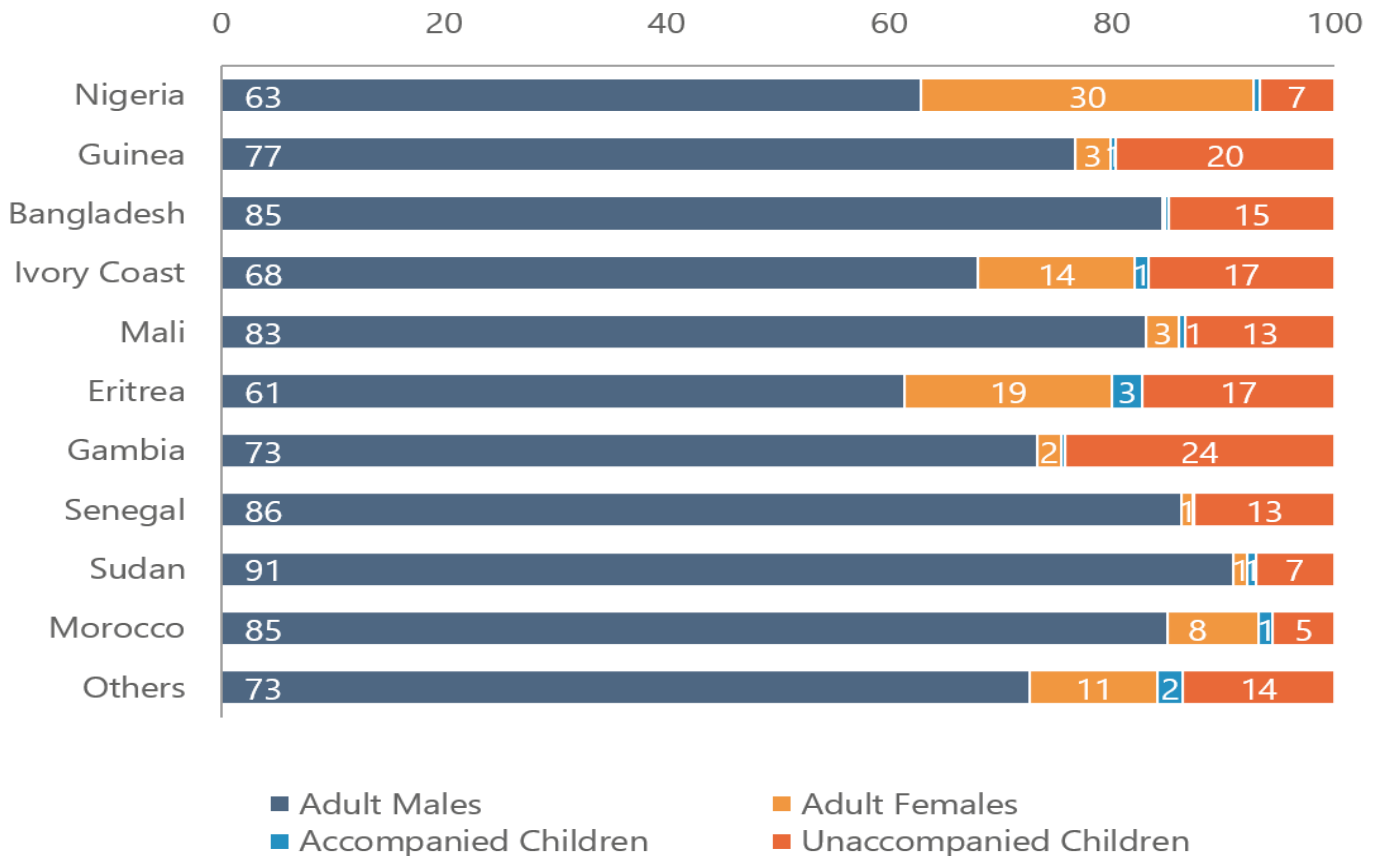
01 Jan - 31 August 2017



Age, Sex and Nationality Breakdown



Composition by sex and age of the first 10 national groups from January to August 2017





Italy

Known entry and exit points:

Entry points: Main ports of disembarkation are Augusta, Catania, Pozzallo, Trapani and Lampedusa (Sicily), Reggio Calabria and Vibo Valentia, (Calabria), Cagliari (Sardinia), Salerno and Naples (Campania). In the month of August, less operations of search and rescue coordinated by the Italian Coast Guard took place in comparison with the previous months, while more autonomous landings have been registered of small wooden boats from Tunisia and Algeria to Sardinia (Teulada, Sant'Anna Arresi) and Sicily (Pantelleria, Lampedusa, Linosa, Mazara, Porto Palo di Capo Passero) and of sailing boats from Turkey and Greece to Apulia (Leuca, Otranto, Lecce) or Calabria (Roccella Ionica, Crotone).

Exit points: Migrants arrived by sea and trying to move on towards other European countries are tracked in formal camps and informal transit points close to border areas with neighbouring countries (France, Switzerland and Austria). Migrants are often stopped or pushed back to Italy when found on streets or trains close to Italy. Ventimiglia (Italy/France border) and Como (Italy/Switzerland) are the two border cities where most transiting migrants are gathering, and where official transit centres have been opened. Controls at the border between Italy and Austria controls are reported to have strengthened over the last month from the Austrian authorities. The hotspot in Taranto is reported to receive weekly buses of migrants blocked by the Italian authorities at border areas to prevent them to move outside the country.

Relocation

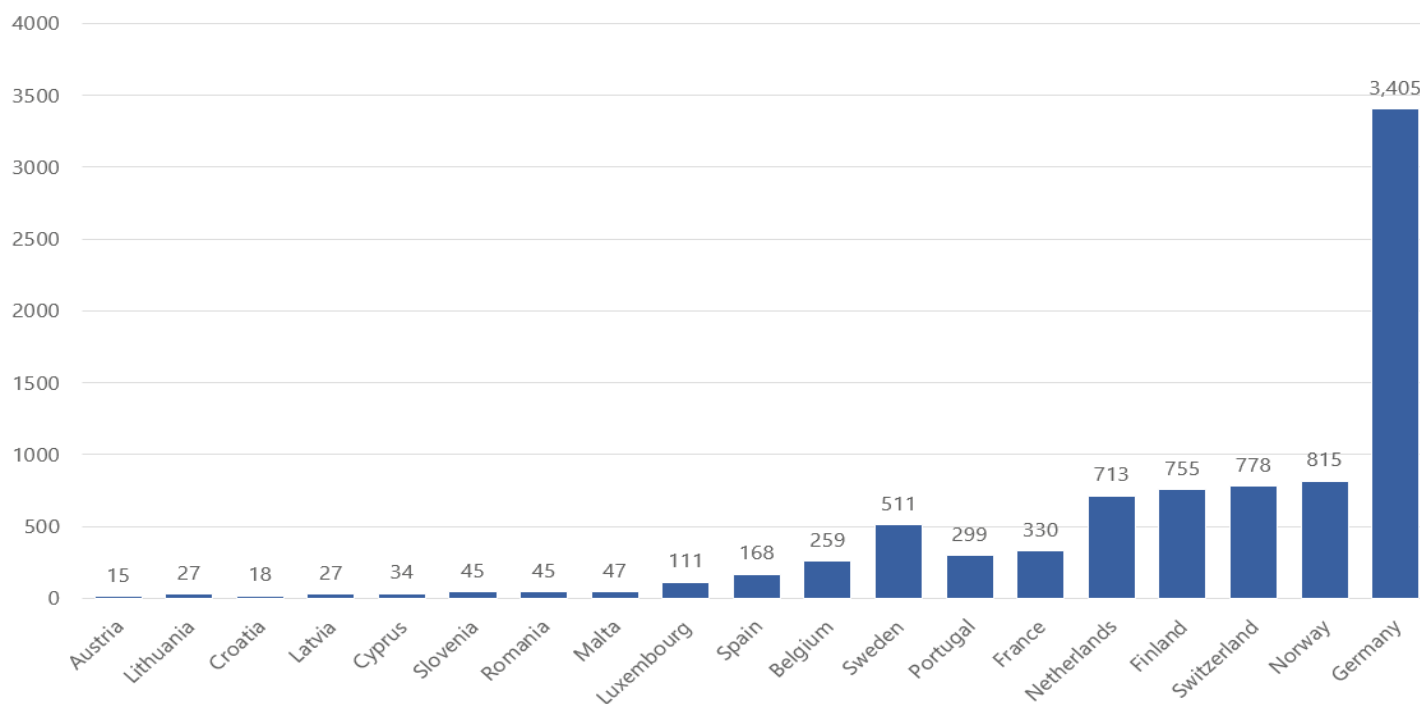
As of 31 August, 7,935 migrants were relocated in total from Italy. In 2017 only, there have been 5,752 departures (68% of all departures from Italy). Overall, main countries of destination for relocated migrants are Germany (41%), Norway (10%), Switzerland (9%), The Finland (9%), Netherlands (8%), followed by Sweden, France, Portugal, Belgium, Spain, Luxemburg, Malta and others with lower numbers. In August, the first 15 migrants were relocated to Austria. Out of the total relocated migrants from Italy, 27% is female and 73% is male; 96% are Eritrean national.

RELOCATION COUNTRY	2015-2016	2017	Total from Italy
Austria	0	15	15
Belgium	29	230	259
Croatia	9	9	18
Cyprus	10	24	34
Finland	359	396	755
France	282	48	330
Germany	455	2,950	3,405
Latvia	8	19	27
Lithuania	0	27	27
Luxemburg	61	50	111
Malta	46	1	47
Norway	236	579	815
Portugal	267	32	299
Romania	43	2	45
Slovenia	23	22	45
Spain	63	105	168
Sweden	39	472	511
Switzerland	340	438	778
The Netherlands	380	333	713
Total	2,650	5,752	8,402

Italy



Total number of relocated migrants from Italy to other European countries as of 31 August 2017



Resettlement

IOM Italy manages a resettlement program financed by the Ministry of Interior, under which 517 migrants have been resettled to Italy since the beginning of the year from Lebanon, Turkey, Syria and Jordan. Ninety per cent of migrants resettled in 2017 is of Syrian nationality. There were no arrivals in August 2017.

Other humanitarian corridors are organized by a consortium of the Evangelic Church and the S. Egidio community, which have resettled in Italy about 900 migrants between February 2016 and August 2017. The last flight arrived in Rome with 33 Syrian refugees from Beirut (Lebanon) on August 29.

Romania



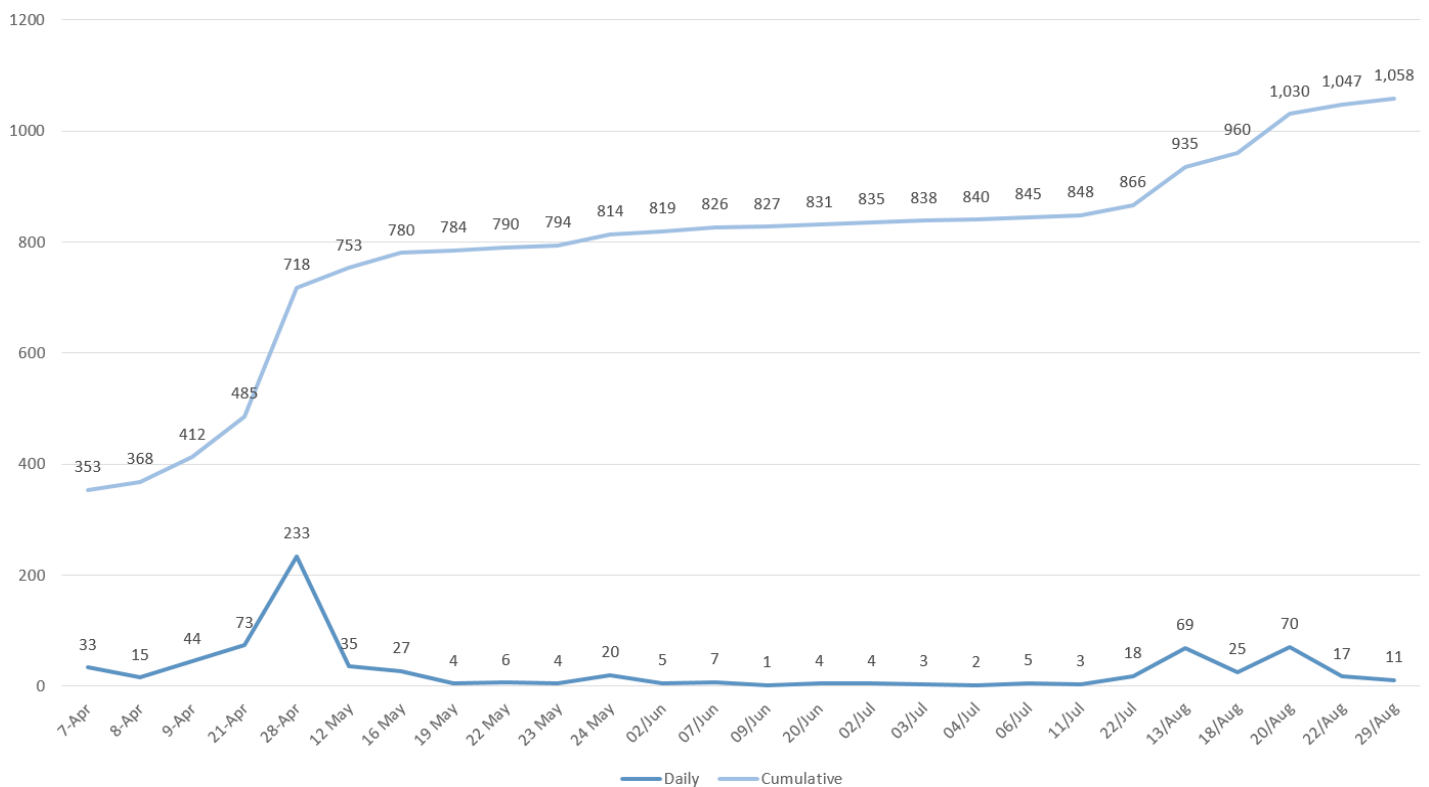
Developments in the reporting period

According to available data, since the beginning of 2017 up to the end of August, a total of 1,058 migrants and refugees were apprehended by the Romanian Border Guards while trying to enter Romania illegally from Serbia and Bulgaria. Majority of the migrants and refugees are Iraqi, Syrian and Afghan nationals. During this reporting period, 192 migrants were intercepted on entry to Romania. This represents a significant (five times) increase from 35 reported in the previous month. Four out of 5 groups were apprehended in the Constant County, near the Black Sea port involving 181 migrants who departed from Bulgaria in the fisherman boats.

Moreover, available data showed that number of irregular crossings on exit from the country increased by 55%, from 166 recorded in July to 257 reported at the end of August. All interceptions happened in the Timis County, in the vicinity of the border with Hungary.

According to available data, at least 18% of migrants apprehended on exit and entry (1,618 since January 2017) were minors.

Apprehensions on entry to Romania up to end of August 2017



* The daily breakdown is available only since April.

Serbia



Developments in the reporting period

Over the month of August 2017 estimated total number of accommodated migrants and refugees in government facilities (13 transit-reception centers, 5 asylum centers) and border crossing zones decreased from approximately 4,576 on 1 August to 3,936 on 31 August. It is estimated that close to 300 migrants and refugees remain in the open, mostly in Belgrade area. Overall number of migrants and refugees in Serbia is around 4,250 at the end of August.

According to the admission list jointly maintained by the Serbian Commissariat for Refugees and Migration and Hungarian authorities, during the reporting period 238 asylum seekers departed from the reception centers in Serbia to proceed with their asylum claims in the near Horgos and Kelebija border crossing points.

Accommodation Facilities (with occupancy/capacity) on 31 August 2017

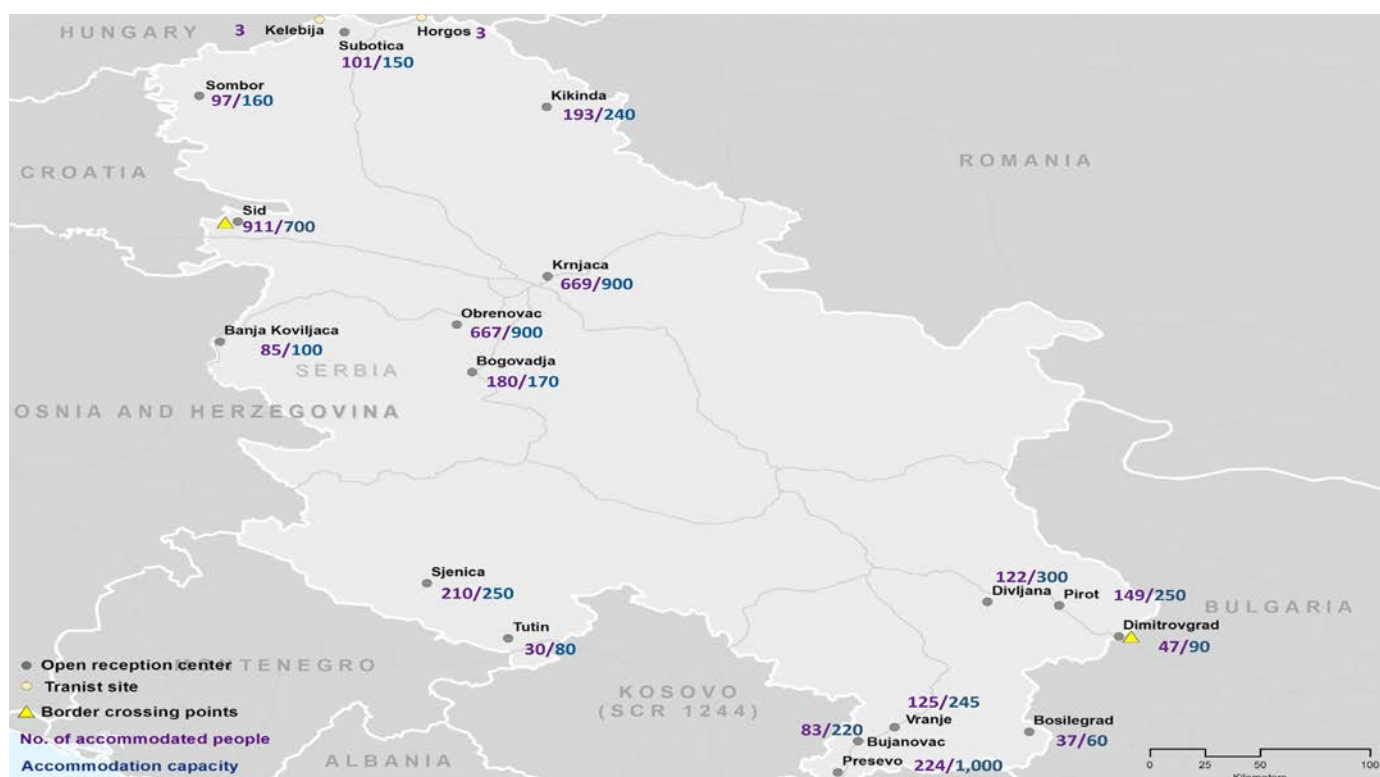
Accommodation Facility	Capacity	Currently Accommodating
Preševo transit reception center	1,000	224
Bujanovac transit reception center	220	83
Vranje transit reception center	245	125
Dimitrovgrad transit reception center	90	47
Pirot transit reception center	250	149
Divljana transit reception center	300	122
Bosilegrad transit reception center	60	37
Obrenovac reception center	900	667
Šid (Principovac, Adasevci) transit reception centers	700	911
Sombor transit reception center	160	97
Kikinda transit reception center	240	193
Subotica transit reception center	150	101
Horgos transit zone	n/a	3
Kelebija transit zone	n/a	3
Krnjaca asylum center	900	669
Banja Koviljaca asylum center	100	85
Sjenica asylum center	250	210
Tutin asylum center	80	30
Bogovadja asylum center	170	180
Total	5,815	3,936

Serbia



Number of accommodated migrants and refugees in the Government reception centers, asylum centers and at the Horgos-Kelebija transit zones - weekly trends in July 2017

Date	Reception Centers	Asylum Centers	Horgos and Kelebija	Total
01/08/2017	3,265	1,307	4	4,576
09/08/2017	3,190	1,196	7	4,393
16/08/2017	3,102	1,210	6	4,318
23/08/2017	2,915	1,172	6	4,093
31/08/2017	2,756	1,174	6	3,936



Slovenia



Developments in the reporting period

During the reporting period Slovenian Ministry of Interior intercepted 245 third country nationals who attempted to cross Slovenian border without valid documents. Majority of apprehended migrants were Afghan nationals (106), followed by migrants from Turkey (26) and Kosovo (22). As of 31 August, there were 146 asylum seekers in Slovenia, mostly from Afghanistan, Turkey and Algeria.

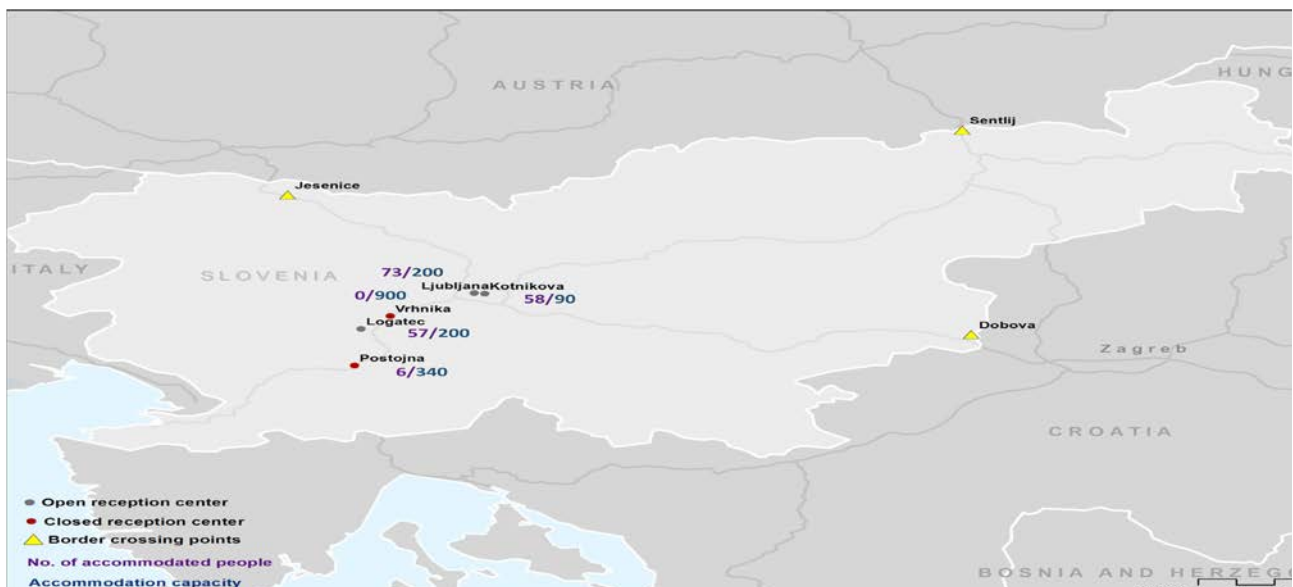
31 August - The Acting Director of the Government Office for Support and Integration of Migrants Ms Mojca Špec Potočar was given a five-year term as a director of the Office, with the possibility of reappointment. She started her term on 1 September.

Accommodation Facilities (with occupancy/capacity) and Border Crossing Points (as of 1 September 2017*)

By the end of August, 233 asylum seekers were accommodated in the reception facilities in Slovenia. Additional 507 individuals with refugee status were residing in the designated centers. Majority, 447 were living in a private accommodation arrangements, while the remaining 60 were living in the Integration houses in Ljubljana and Maribor, Asylum Home Logatec and Student dormitories.

NAME OF ACCOMMODATION FACILITY	CAPACITY	CURRENTLY ACCOMODATED
Asylum Center in Ljubljana - Vic	200	73
Department AC Kotnikova	90	58
Department AC Logatec	200	57
Aliens Centre Postojna	340	6
Outside of the Asylum Centre	N/A	39
Total	830	233

* Data for 31 August was not available.



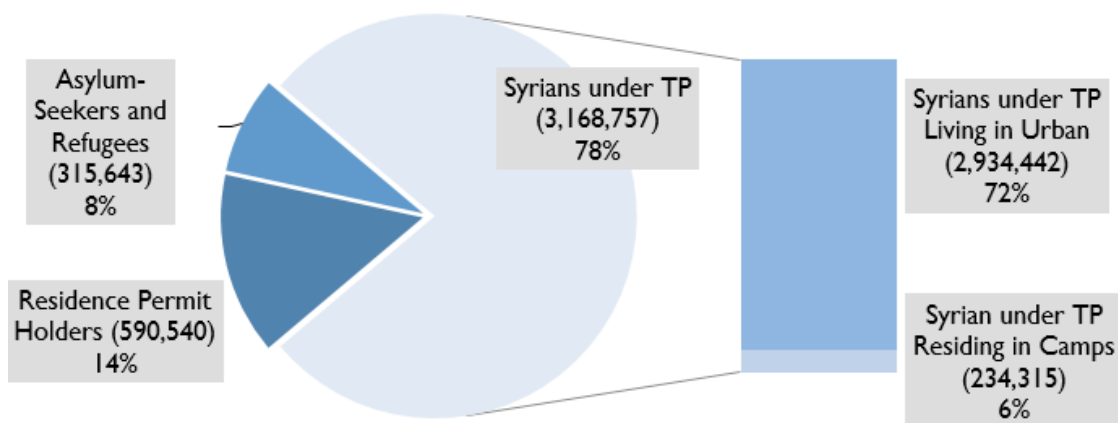
Turkey



Developments in the reporting period

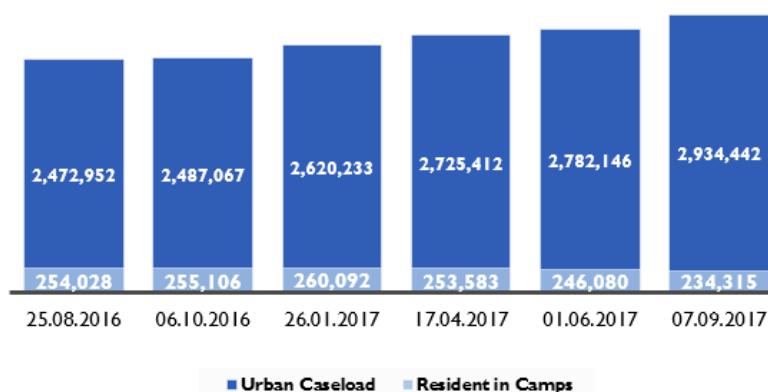
According to the latest available figures from the Turkish Directorate General of Migration Management (DGMM) there are currently an estimated 3.5 million foreign nationals present in Turkish territory seeking international protection. Most are Syrians (3,168,757 individuals) who are granted temporary protection status, while according to UNHCR, as of end of June 2017, 315,643 asylum-seekers and refugees from countries including Afghanistan, Iran, Iraq and Somalia constitute another significant group of foreign nationals requiring Turkish humanitarian and legal protection.

In addition, there are 593,067 foreign nationals present in Turkey holding residency permits including humanitarian residency holders. The exact number of the humanitarian residency holders is unknown, but it is estimated that there are more than several thousand humanitarian residency permit holders.



Turkey's Temporary Protection regime grants the 3,168,757 Syrian migrants the right to legally stay in Turkey as well as some level of access to basic rights and services. The vast majority - 2,934,442 individuals - live outside camps, officially called Temporary Accommodation Centers and are mainly spread across the Turkish border provinces of Sanliurfa, Gaziantep, Hatay, Adana, Mersin and Kilis. 234,315 Syrians live in 23 camps that the majority of them are also located close to the Syrian border.

Syrians under Temporary Protection



Turkey



Asylum Applications

Another significant group of foreign nationals requiring international protection in Turkey are 315,643 asylum-seekers and refugees consisting of different nationalities, but mainly coming from Iraq, Afghanistan, Iran, Somali and other countries. (Based on UNHCR figures, June 2017).

NATIONALITY	#
Iraq	133,815
Afghanistan	136,763
Iran	32,278
Somali	3,842
Others	8,945
Total	315,643

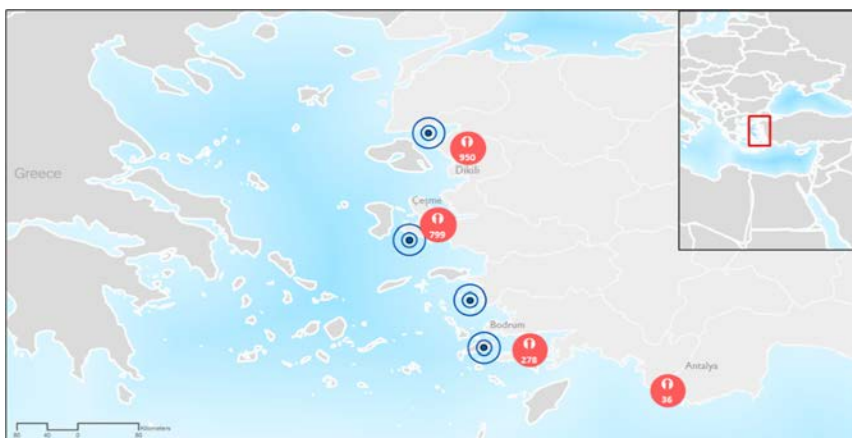
Top 10 Nationalities Apprehended/Rescued	
1	Syria
2	Afghanistan
3	Congo
4	Iran
5	Eritrea
6	Cameroon
7	Iraq
8	Togo
9	Mali
10	South Africa

Foreigners who wish to stay in Turkey beyond the duration of a visa or visa exemption i.e. longer than 90 days must obtain a residence permit. According to DGMM, there are 593,067 residence permit holders in Turkey with various categories of the residence permit. The "other" residence permit category include humanitarian residence permit holders but the exact number is unknown. It is believed that vast majority of this category are Iraqi nationals.

Apprehended/Rescued Persons at sea

The Turkish Coast Guard apprehended 12,065 irregular migrants and registered 27 fatalities in the year of 2017. 2.668 irregular migrants were apprehended in month of August. These figures only include those apprehended and rescued by the Coast Guard; actual numbers of migrants and refugees departing Turkey by sea could be higher than this.

RESCUES/APPREHENSIONS BY TURKISH COAST GUARD STATISTICS FOR 2017 (1 JANUARY — 31 AUGUST 2017)								
Months/Year	Number of Cases		Number of irregular migrants		Number of deaths		Number of organizers	
	Aegean	All Seas	Aegean	All Seas	Aegean	All Seas	Aegean	All Seas
First Quarter	62	70	2,324	2,976	12	12	18	24
Second Quarter	98	108	4,196	4,678	7	7	25	37
July	38	41	1,528	1,743	8	8	7	7
August	79	57	2,025	2,668	-	-	4	11
Total	198	219	8,048	9,397	27	27	50	68



After completion of the identification process of the apprehended persons, they are being referred to Removal centers by gendarmerie or are being issued a deportation letter unless they claim asylum. However, they still have the right to claim asylum after being referred to a removal center or have been issued deportation letters.



Turkey

Apprehended Persons on Land

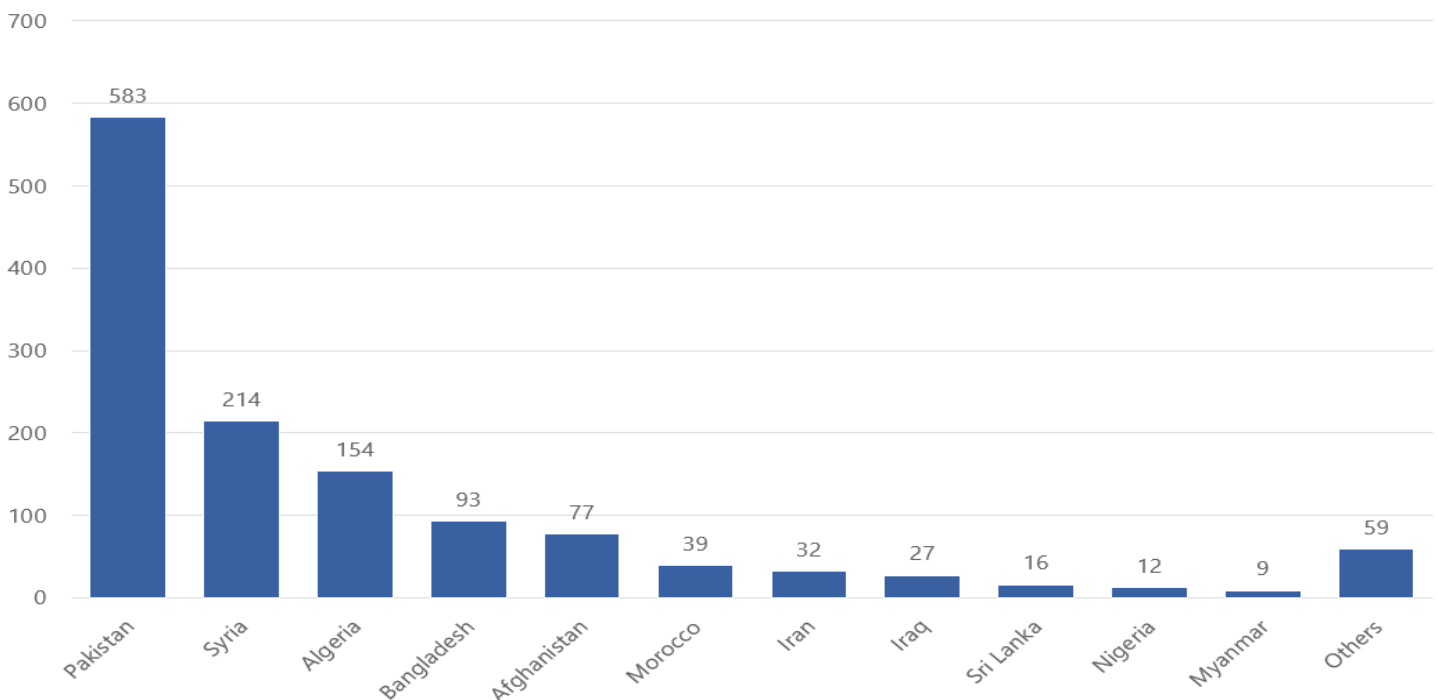
According to Turkish Armed Forces (TAF) daily figures, between 1 August and 31 August, 45,844 irregular persons were apprehended at the Syrian, Iraqi, Iranian, Greek, Nakhichevan and Bulgarian borders of Turkey. The entry and exit figures breakdown are as shown in the table. The highest number of irregular crossings happened at the border with Syria, with a total number of 43,397 apprehended persons. The irregular exits points are higher at the Western Borders while Syria, Iraq and Iran borders are continuing to be entry points to Turkey. According to TAF figures there is an increase in number of apprehensions of irregular persons (1,400) coming from Greece comparing with previous reporting period.

Apprehensions by Turkish Land Forces Statistics (1 August 2017 – 31 August 2017)			
Apprehensions on Entry		Apprehensions on Exit	
Border	Number #	Border	Number #
Syria	39,983	Greece	3,414
Greece	1,400	Bulgaria	464
Iraq	128	Syria	309
Iran	119	Iran	11
Nakhichevan	14	Iraq	2
Total	41,644	Total	4,200

Readmitted Migrants and Refugees to Turkey

On 18th of March 2016, EU and Turkey agreed on the readmission of migrants arriving Greece to Turkey after 20th of March. In this regard, according to DGMM reports, 1,315 migrants and refugees have been readmitted to Turkey from Greece between April 4th 2016 and September 07th 2017. The main exit points in Greece include Lesvos, Chios, Kos and Samos and the main entry points to Turkey include Dikili, Cesme, Bodrum and Adana (through the airport). Nationality breakdown of the readmitted is below and “others” category represents nationalities of Nepal, Ghana, Democratic Republic of Congo, Egypt, Cameroon, India, Palestine, Haiti, Lebanon, Ivory Coast, Dominica, Jordan, Yemen, Mali, Senegal, Congo, Gambia, Niger, Zimbabwe and Tunisia.

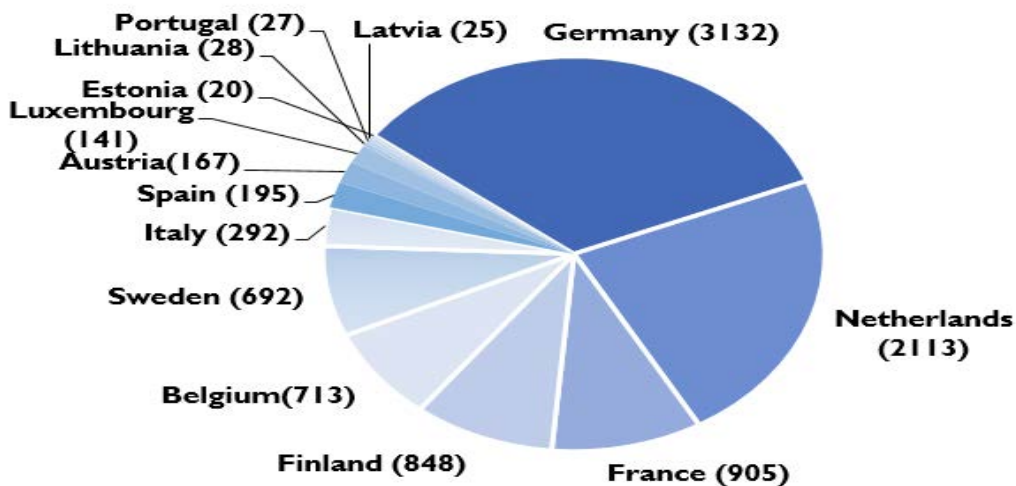
Nationality breakdown of readmitted migrants from Greece to Turkey after 4 April 2016



Turkey



The agreement aims to replace disorganized and irregular migratory flows by organized and safe pathways to European countries. In this regard, it is agreed on that for every Syrian being returned to Turkey from the Greek islands, another Syrian will be resettled directly to Europe from Turkey. According to DGMM data released on September 07th, there are 9,309 persons that have been resettled under this mechanism and mainly to Germany, France, Sweden and the Netherlands.



Known entry and exit points:

Entry points: Hatay, Kilis, Şanlıurfa (from Syria), Silopi, Çukurca (from Iraq), Şemdinli, Yüksekova, Başkale, Ağrı, Doğubeyazıt (from Iran), Istanbul Ataturk, Istanbul Sabiha Gökçen, Antalya, Esenboğa Ankara (from third countries)

Exit points: Çeşme, Ayvalık, Didim, Bodrum, Küçükkuşu (Locations close to Lesbos, Samos, Chios, Symi, Kos and Rodos), Edirne (to Greece and Bulgaria), Kırklareli (to Bulgaria) Istanbul Ataturk, Istanbul Sabiha Gökçen (to certain EU MS).



The former Yugoslav Republic of Macedonia

Developments in the reporting period

During this reporting period (1 August - 31 August 2017) 90 new arrivals were registered in the former Yugoslav Republic of Macedonia, a 15% decrease when compared to the previous reporting period when 106 arrivals were reported. By the end of August, total of 318 migrants have been registered arriving to the country. This represents a significant decrease when compared to the same period in 2016 when 89,682 arrivals were reported. However, most of the migrants arrived in the first quarter of 2016 - 89,623 and additional 68 were registered between April and August.

Demographic profile of registered arrivals between January and August 2017

Nationality breakdown of registered migrants		
Main Nationalities	Number of arrivals	Percentage
Syria	34	11%
Afghanistan	72	23%
Iraq	46	14%
Other nationalities	166	52%
Total	318	100%

Age/Sex breakdown of registered migrants		
Demographic group	Number of arrivals	Percentage
Male	193	61%
Female	34	11%
Accompanied children	72	23%
Unaccompanied children	19	6%
Total	318	100%

Accommodation Facilities (with occupancy/capacity) by the end of August 2017

NAME OF ACCOMMODATION	FACILITY	Capacity	Currently Accommodating	Nationalities
"Vinojug" Transit Centre—Gevgelija (Greece—fYR of Macedonia Border)		1,100-1,200	17	13 Iraqi and 4 Afghan nationals
Tabanovce Transit Centre (fYR of Macedonia—Serbian Border)		1,100	14	11 Algerian and 3 Pakistani nationals (including 1 UAM)
Vizbegovo - Reception Center for Asylum Seekers		150	7*	
Gazi Baba - Reception Center for Foreigners		120	0*	
Vlae - Safe House		25-30	3*	
TOTAL		2,495 - 2,600	41	-

*Data as of 30 August.

The former Yugoslav Republic of Macedonia



Accommodation Facilities

Transit centre Vinojug

Accommodation facility located close to the Greek border in Gevgelija region, has a full capacity of approximately 1,100-1,200. As of 31 August, 17 Iraqi and Afghan nationals (3 male, 3 female and 11 children) were accommodated there.

Tabanovce Transit centre

Accommodation facility located close to the Serbia border in Tabanovce region, has a full capacity of approximately 1,100. By the end of August it accommodated 14 migrants and refugees. Based on the field reports, the tendency of migrants/refugees to return back to Greece is continuing.

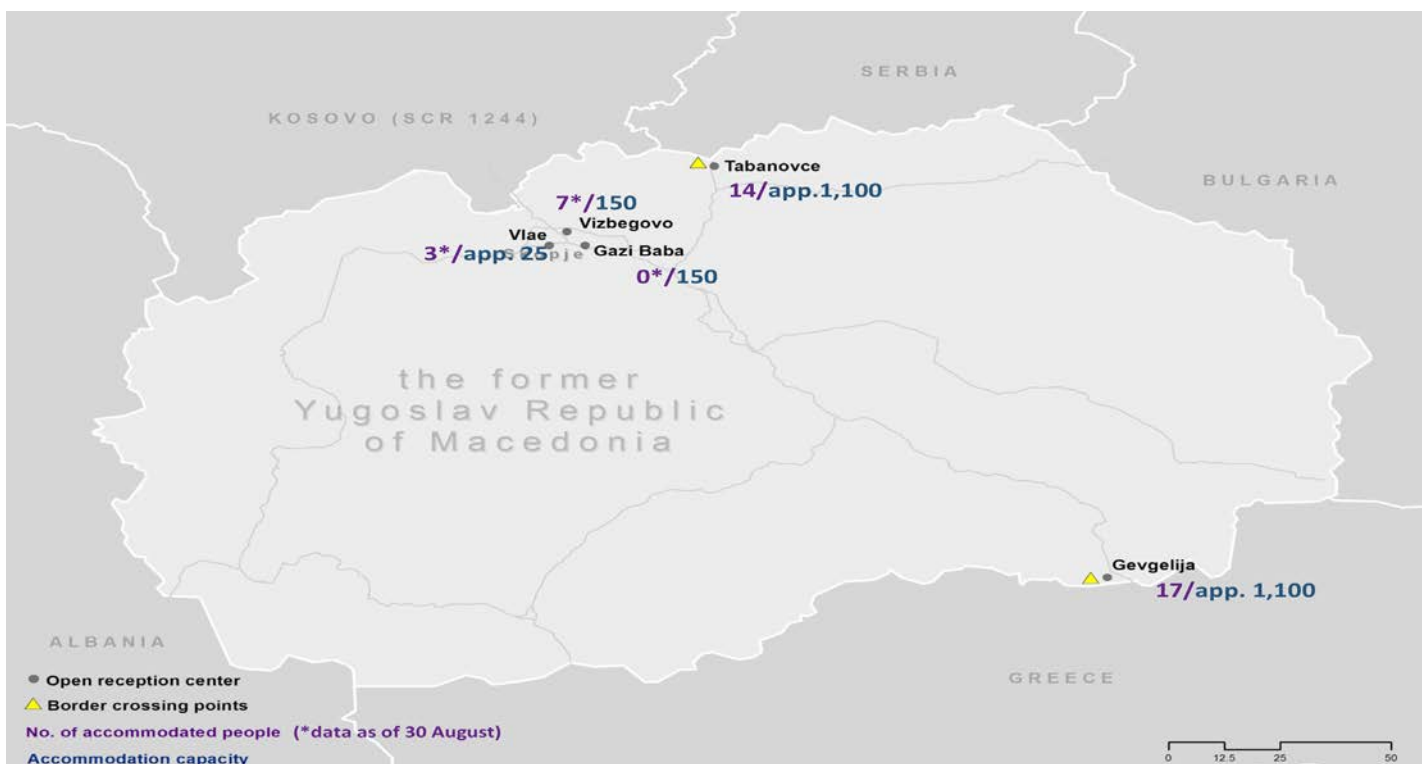
The nationality breakdown of currently accommodated migrants is as follows: 11 Algerian and 3 Pakistani nationals, including one unaccompanied minor.

Based on the monthly report for August, the Red Cross mobile team Lipkovo assisted a total number of 375 persons during this reporting period, while the number of persons that rejected assistance is 71. The Red Cross is permanently present in Tabanovce transit centre, while their mobile team Lipkovo covers the areas of the villages Lojane, Vaksince, Sopot and Tabanovce, all located in the close vicinity of the Northern border with Serbia. Moreover, the number of persons that the Red Cross provided with assistance in and around Tabanovce transit centre is 450.

Other Centers

There are additional three reception centers in the former Yugoslav Republic of Macedonia accommodating (30 August) 10 migrants. One center for asylum seekers is located in Vizbegovo (7 individuals accommodated), and the second one for foreigners in Gazi Baba (no migrants accommodated). By the end of August, 3 migrants, including unaccompanied and separated children, were accommodated in Vlae.

The total number of accommodated migrants and refugees in the former Yugoslav Republic of Macedonia as of 31 August is 41, representing a decrease of 61% since the last reporting period (105).



Central Mediterranean

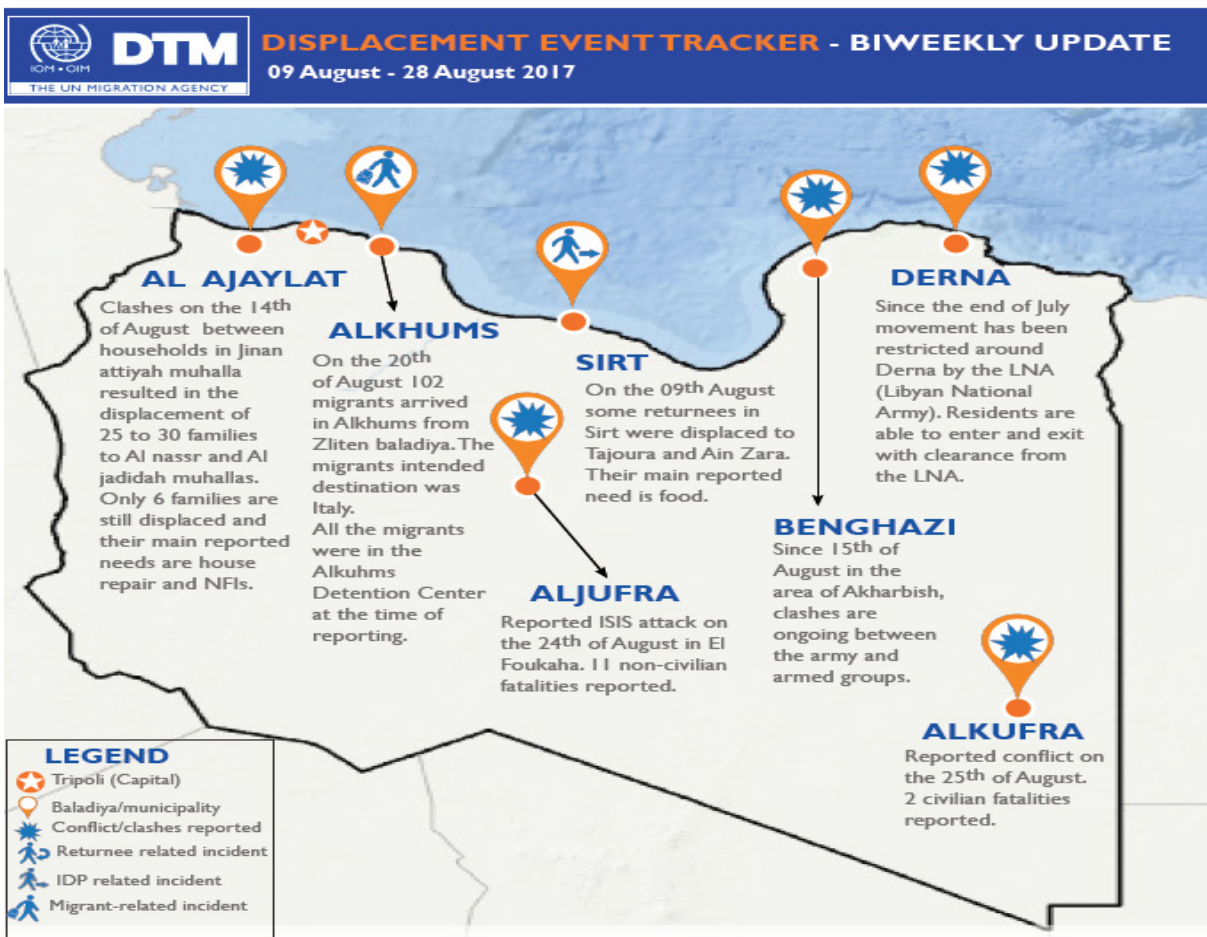


Libya

Developments in the reporting period

Between January and August 2017, Libyan Coast Guard rescued 13,680 migrants who have attempted to cross the Mediterranean and reach European shores. During the same period, 368 bodies have been retrieved. When compared to the previous month (1 - 31 July), a significant increase is observed in numbers of rescued migrants from 758 in July, to 2,256 in August. The highest number of casualties had been reported during June, with 107 bodies retrieved. Please see monthly breakdown below. The latest DTM Libya report is available [here](#).

MONTH	Rescue Operations	Rescued	Bodies Retrieved
January	11	808	42
February	11	1,394	102
March	16	1,480	27
April	7	474	35
May	19	4,027	30
June	7	2,483	107
July	19	758	10
August	18	2,256	15
Total	108	13,680	368



Contingency Countries

Albania

Developments in the reporting period

Since the beginning of 2017 up to 31 August, Albanian authorities apprehended 272 irregular migrants from Syria (107), Afghanistan (28), Algeria (92), India (7), Morocco (22), Pakistan (6), Palestine (4), Iraq (3), Cote d'Ivoire and Tunis (1). During August, a total of 94 migrants were intercepted. This represents almost a three times increase when compared to the previous month when 32 migrants were registered. Apprehended irregular migrants are given the possibility to apply for Asylum in Albania. The alternative options for apprehended migrants are to leave the territory or to return voluntarily to their origin country. Most of the irregular crossings are detected in Kakavia/Kakavijë border crossing point with Greece. Ninety-four migrants apprehended in August were Syrian, Moroccan, Algerian and Ivorian nationals. By the end of August, thirty-eight asylum seekers were accommodated in Babrru Reception Centre.

Known entry and exit points:

Entry points: Kapshtica, Tre Urat Sopik, Kakavia/Kakavijë, Rrips, Qafë Botë, Port of Sarandë, Gorica, Tushemisht, Qafa Thane, Billate

Exit points: Bashkim, Han and Hotit, Stun Gjin, Porto Palermo, Port of Sarandë

Montenegro

Developments in the reporting period

Since the beginning of 2017, State authorities intercepted 430 irregular border crossings on entry and exit to the country, almost a three times increase compared to the same period in 2016 (156). Between 1 and 31 August, a total of 179 migrants have been intercepted. This represents a significant (+300%) increase when compared to 39 interceptions reported in July 2017.

All migrants have been accommodated in Asylum Center (capacity 80) and Detention Center (capacity 40) located in Spuz, Danilovgrad. By the end of August, there are 28 migrants accommodated in the Detention Center.



IRREGULAR BORDER CROSSINGS TO ALBANIA BY COUNTRY OF ORIGIN (1 JANUARY 2017- 31 AUGUST 2017)

Syria	107
Algeria	92
Afghanistan	28
Morocco	22
India	7
Pakistan	6
Palestine	4
Iraq	3
Tunis	1
Cote d'Ivoire	2
Total	272

GENDER / AGE BREAKDOWN OF ASYLUM SEEKERS (1 JANUARY 2017 - 31 AUGUST 2017)

Female	16
Male	256
Total	272
Minors	24
Adults	248



IRREGULAR BORDER CROSSINGS TO MONTENEGRO BY COUNTRY OF ORIGIN (1 JANUARY 2017 - 31 AUGUST 2017)

Algeria	182
Afghanistan	17
Pakistan	19
Syria	17
Iraq	14
Other	181
Total	430

Contingency Countries

Kosovo*

Developments in the reporting period

Since the beginning of 2017, 106 migrants and asylum seekers have been registered in Kosovo*. During the reporting period, (1 - 31 August 2017) 21 irregular migrants were apprehended in the Kosovar territory (8 Libyan, 12 Syrian and 1 Serbian nationals). This represents an increase compared to the previous month when 4 interceptions were reported. Majority of migrants were adult males, including 4 minors among which 2 UASC. After finishing the procedures for claiming asylum, they were transported to the Asylum Center in Magure.

There are two open reception centers in the country in the Magure (Lipjan area) and Prishtina. By the end of August, 18 persons were accommodated in the Asylum center; five Pakistani, 1 Ukrainian, 3 Bulgarian, 4 Libyan, 3 Syrian, 1 Slovakian and 1 Serbian nationals (16 male, 2 female, 6 children).

Known entry and exit points:

Vermice-Prizren, Qafa eMorines, Qafa, Prushit, Hani, Elezit, Kulla-Peje, Jarinje, Leposaviq, Zubin Potok, Merdare,

*This designation is without prejudice to positions on status, and is in line with UNSCR 1244/1999 and the ICJ Opinion on the Kosovo declaration of independence.

Bosnia and Herzegovina

Developments in the reporting period

Since the beginning of 2017, 355 irregular migrants have been apprehended while trying to enter or exit Bosnia and Herzegovina. During the reporting period (1 - 31 August 2017) the Service for Foreigners' Affairs registered 97 irregular migrants on entry and exit from the country, a 54% increase compared to the previous month when 63 migrants were intercepted. Detected migrants are from more than 10 different countries, mostly from Algeria (43) and Turkey (24). Majority of the migrants are apprehended while trying to leave the country towards Croatia, and those apprehended on entry (37) were detected in the vicinity of the border with Serbia.



NUMBER OF ASYLUM SEEKERS BY COUNTRY OF ORIGIN (1 JANUARY 2017 - 31 AUGUST 2017)

Afghanistan	43
Pakistan	10
Syria	20
Libya	16
Iraq	2
Other	15
Total	106

GENDER BREAKDOWN OF ASYLUM SEEKERS (1 JANUARY 2017 - 31 AUGUST 2017)

Female	29
Male	77
Total	106
Accompanied minors	35
Adults	71



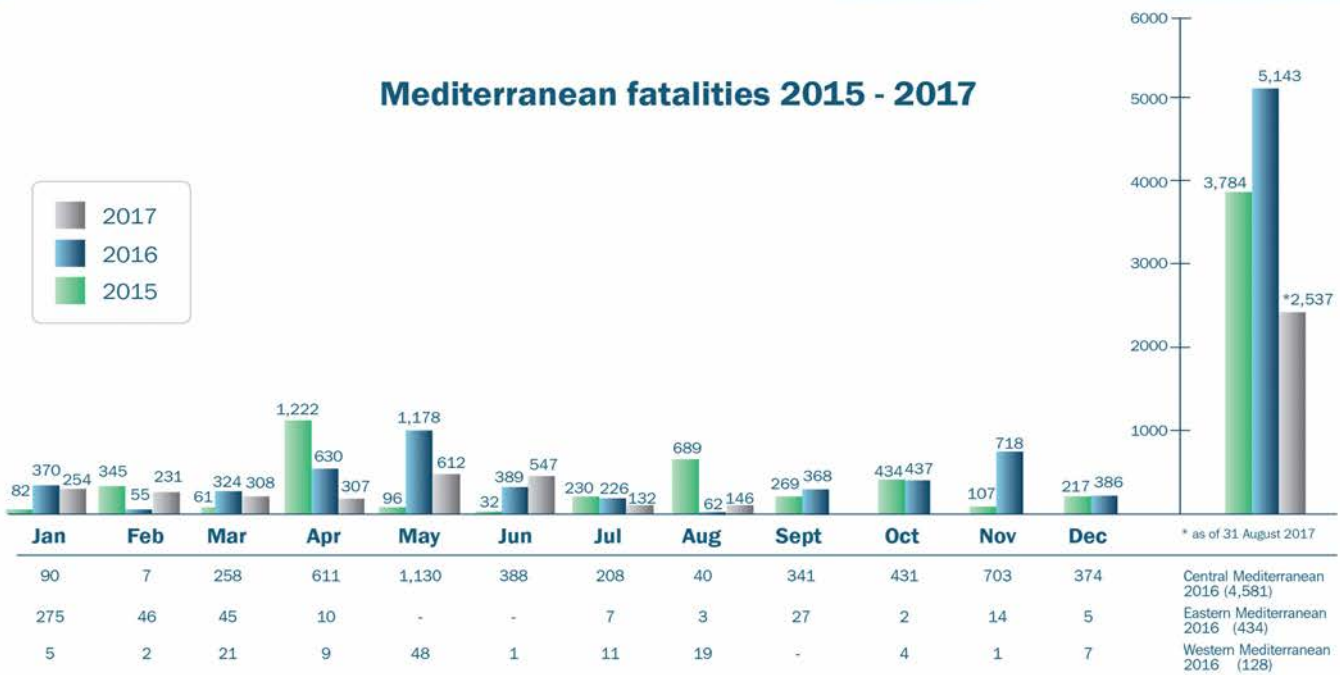
IRREGULAR BORDER CROSSINGS TO BOSNIA AND HERZEGOVINA BY COUNTRY OF ORIGIN (1 JANUARY 2017 - 31 AUGUST 2017)

Afghanistan	53
Pakistan	47
Syria	36
Turkey	55
Iraq	7
Other	157
Total	355

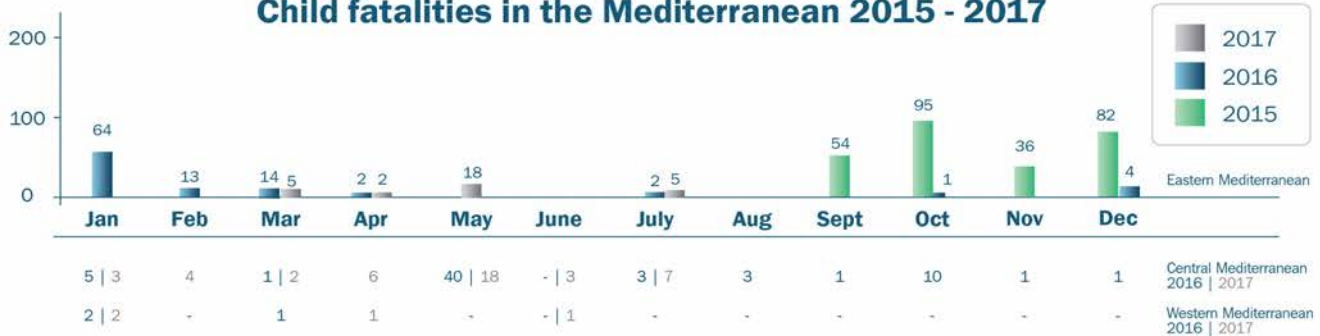
Fatalities in the Mediterranean and Aegean Sea



Mediterranean fatalities 2015 - 2017



Child fatalities in the Mediterranean 2015 - 2017



*Data for child fatalities data on the Central Mediterranean route is incomplete as most bodies are never recovered. The true number is not known. Map is for illustrative purpose. Boundaries and names used and designations shown do not imply official endorsement or acceptance by IOM.

About this Report

IOM's Displacement Tracking Matrix (DTM) is a suite of tools and methodologies designed to track and analyse human mobility in different displacement contexts, in a continuous manner.

In order to gather and disseminate information about the migrant populations moving through the Mediterranean, up the Western Balkan Route and through the Northern Route into Europe, in September 2015 DTM established a Flow Monitoring System. The Flow Monitoring System includes monthly flows compilation report, which provides an overview of migration flows in countries of first arrival and other countries along the route in Europe, and analysis of trends across the affected region. The data on registered arrivals is collated by IOM through consultations with ministries of interior, coast guards, police forces, and other relevant national authorities.

Flow Monitoring Surveys

The system also includes flow monitoring surveys to capture additional and more in-depth data on the people on the move, including age, sex, areas of origin, levels of education, key transit points on their route, motives, and intentions. This data has been captured by IOM field staff in Greece, the former Yugoslav Republic of Macedonia, Serbia, Hungary, Croatia, Italy, Bulgaria and Slovenia since October 2015. The analysis of data collected throughout 2016 is available on the [IOM portal for Mediterranean](#).

The Latest Analysis



Flow Monitoring and Human Trafficking and Other Exploitative Practices Indication Surveys Analysis - Comparison between Adults and Children 2017

[Analysis - Comparison Between Adults and Children - 2017](#)



Flow Monitoring and Human Trafficking and Other Exploitative Practices Indication Surveys Analysis - Nigerian migrants 2017

[Nigerian migrants in Italy - 2017](#)

Information contained in this document has been received from a variety of sources including: national authorities, national and international organizations as well as media reports. Specific sources are not named in the report. The information collected has been triangulated through various sources in efforts to ensure accuracy of the content, and where information has not been confirmed, this has been noted in the report.

Data collection activities supported by:

