

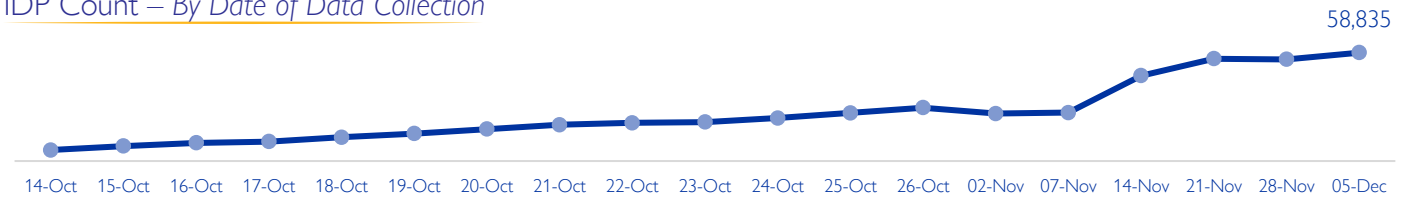
## MOBILITY SNAPSHOT – Round 14

Report Production Date: 07 December 2023 | Data collected up till 1600h 05 December 2023

### Overview

Armed confrontations have been occurring at the Southern Lebanese border since the 8th of October. As a consequence, several thousand families from South Lebanon have fled their homes. The International Organization for Migration (IOM) conducts daily monitoring of population movements, with the objective of informing preparedness and response planning. Population numbers for collective shelters and El Nabatieh governorate have been directly provided from the data collected at the level of the emergency operations rooms, supported by the Lebanese Red Cross, (LRC) and the Disaster Risk Management (DRM) Unit.

### IDP Count – By Date of Data Collection



### IDPs by Cadaster of Arrival and District of Origin



**58,835**  
Displaced individuals



**1,023**  
IDPs in 12 collective shelters




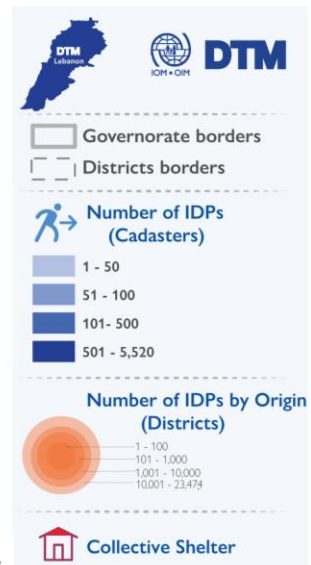
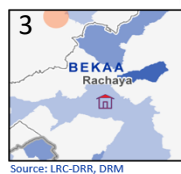
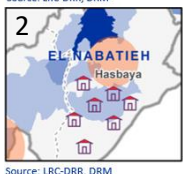
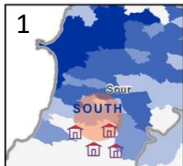
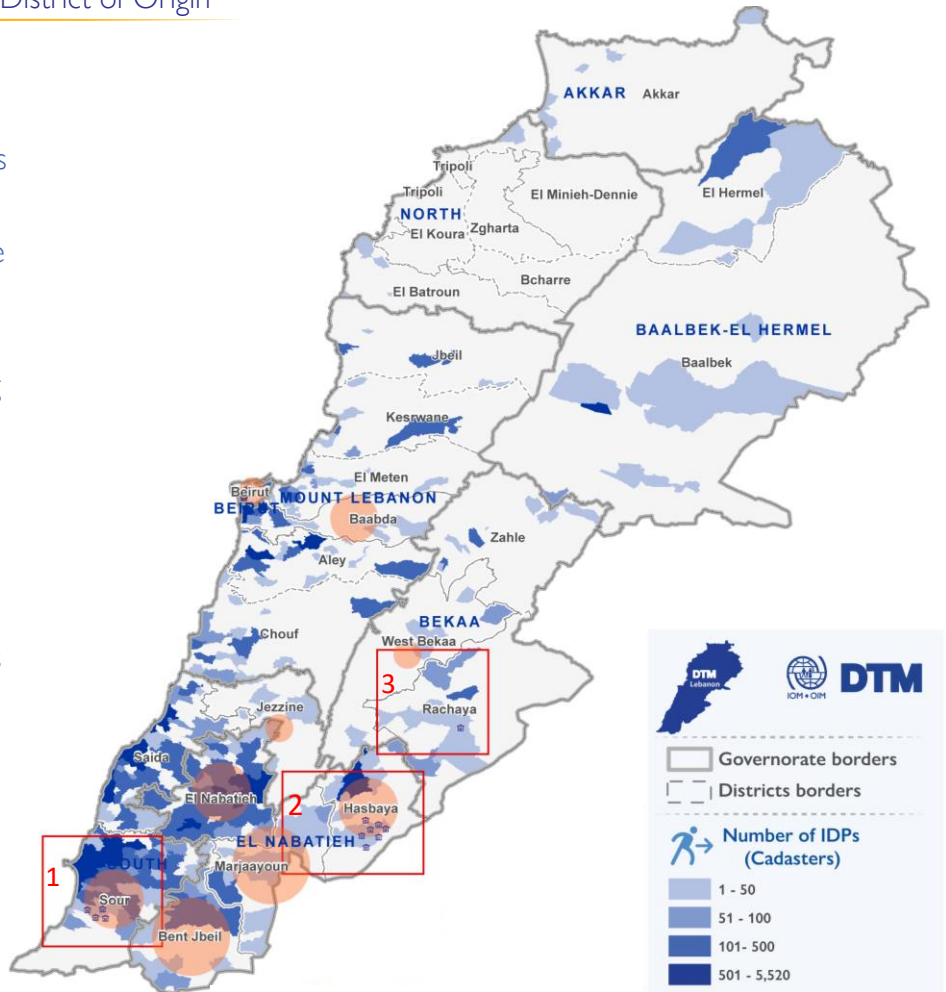
**294**  
Cadastrers reporting arrival of IDPs



**9**  
Districts reporting departure of IDPs



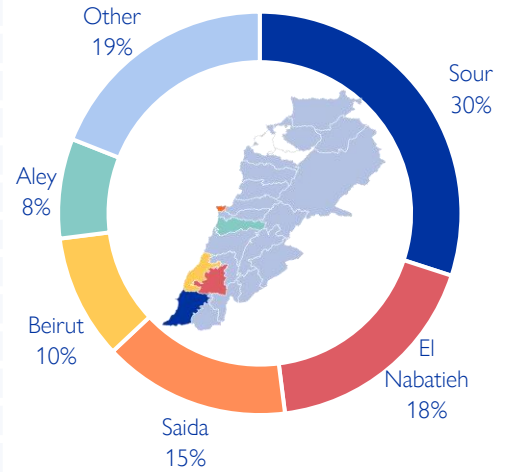
**1,864**  
Returnee individuals



## Displacement within Lebanon – By District of Arrival

| Governorate       | District         | # of Cadasters | # of Locations | IDPs          |
|-------------------|------------------|----------------|----------------|---------------|
| South             | Sour             | 45             | 56             | 17,391        |
| El Nabatieh       | El Nabatieh      | 39             | 41             | 10,522        |
| South             | Saida            | 35             | 50             | 8,923         |
| Beirut            | Beirut           | 3              | 6              | 5,795         |
| Mount Lebanon     | Aley             | 16             | 28             | 4,512         |
| El Nabatieh       | Bent Jbeil       | 21             | 21             | 1,937         |
| Mount Lebanon     | Baabda           | 11             | 17             | 1,698         |
| Mount Lebanon     | Chouf            | 17             | 29             | 1,628         |
| Baalbek-El Hermel | Baalbek          | 10             | 13             | 1,184         |
| Mount Lebanon     | El Meten         | 17             | 19             | 969           |
| Mount Lebanon     | Kesrwane         | 7              | 7              | 823           |
| El Nabatieh       | Hasbaya          | 9              | 10             | 775           |
| El Nabatieh       | Marjaayoun       | 16             | 16             | 714           |
| Mount Lebanon     | Jbeil            | 5              | 7              | 605           |
| Bekaa             | Rachaya          | 7              | 8              | 417           |
| Bekaa             | Zahle            | 9              | 9              | 396           |
| Baalbek-El Hermel | El Hermel        | 4              | 6              | 226           |
| Bekaa             | West Bekaa       | 5              | 5              | 154           |
| Akkar             | Akkar            | 7              | 7              | 69            |
| South             | Jezzine          | 5              | 5              | 44            |
| North             | El Batroun       | 4              | 4              | 41            |
| North             | El Minieh-Dennie | 1              | 1              | 6             |
| North             | Tripoli          | 1              | 1              | 6             |
| <b>Total</b>      |                  | <b>294</b>     | <b>366</b>     | <b>58,835</b> |

Chart 1: IDPs Distribution by District of Arrival

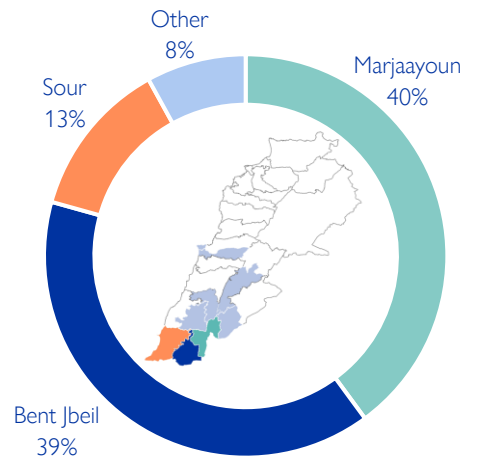


As of the 5th of December 2023, Lebanon has recorded 58,835 internally displaced persons (IDPs), showing a 7% increase since the 28th of November. IDPs have sought safety in 366 locations (villages or neighbourhoods) across 294 cadasters throughout Lebanon. Displacement has been observed in 23 out of the 26 districts across all eight governorates. Most of the IDPs (81%) are in five districts out of the total 23 districts hosting IDPs—specifically, Sour, El Nabatieh, Saida, Beirut, and Aley.

## Displacement within Lebanon – By District of Departure

| Governorate   | District    | IDPs          |
|---------------|-------------|---------------|
| El Nabatieh   | Marjaayoun  | 23,474        |
| El Nabatieh   | Bent Jbeil  | 23,175        |
| South         | Sour        | 7,450         |
| El Nabatieh   | El Nabatieh | 2,925         |
| El Nabatieh   | Hasbaya     | 1,301         |
| Mount Lebanon | Baabda      | 436           |
| Beirut        | Beirut      | 40            |
| South         | Jezzine     | 20            |
| Bekaa         | West Bekaa  | 14            |
| <b>Total</b>  |             | <b>58,835</b> |

Chart 2: IDPs Distribution by District of Departure



92% of the IDPs originate from three districts, 40% are from Marjaayoun, 39% are from Bent Jbeil, and 13% are from Sour. The remaining 8% originate from six different districts.

# Movement of IDPs from Governorate of Origin to Governorate of Displacement

## Governorate of Origin

## Governorate of Displacement

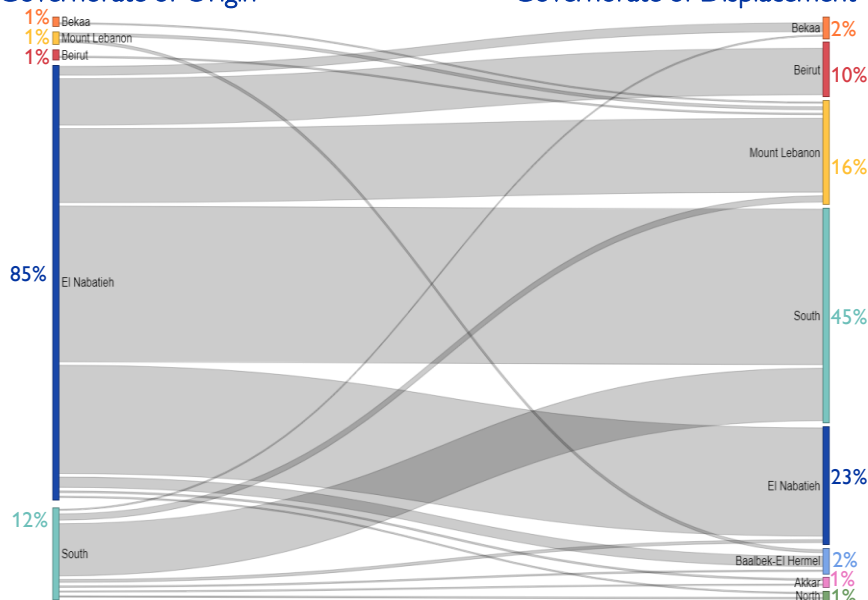
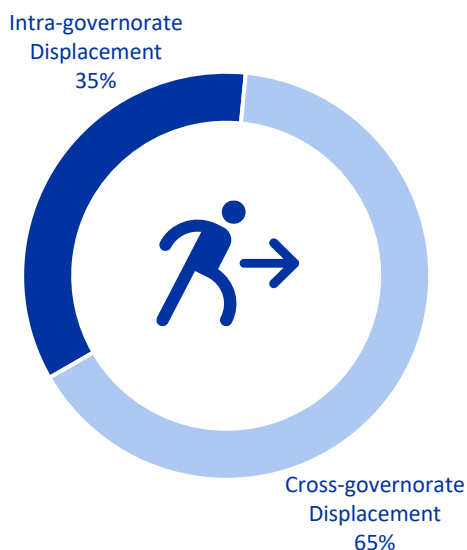


Chart 3: IDPs Distribution by Displacement Pattern



Overall, 65% of the displacement has occurred beyond the boundaries of the IDPs' governorate of origin. While most of the IDPs originate from El Nabatieh, however, only 27% sought safety in another location within the governorate. In the South governorate, where 12% of IDPs originated, 88% of these IDPs chose to move internally within the governorate.

## Arrivals in the Last Week – (29 November to 5 December)

| Governorate       | District   | # of Cadasters | # of Locations | IDPs         |
|-------------------|------------|----------------|----------------|--------------|
| South             | Sour       | 20             | 24             | 1,364        |
| South             | Saida      | 7              | 7              | 211          |
| Beirut            | Beirut     | 1              | 1              | 125          |
| Mount Lebanon     | Aley       | 3              | 5              | 100          |
| Mount Lebanon     | Jbeil      | 1              | 1              | 100          |
| Mount Lebanon     | Baabda     | 2              | 2              | 39           |
| South             | Jezzine    | 4              | 4              | 33           |
| Mount Lebanon     | Chouf      | 3              | 3              | 23           |
| Bekaa             | Zahle      | 1              | 1              | 20           |
| Bekaa             | West Bekaa | 1              | 1              | 15           |
| Mount Lebanon     | El Meten   | 1              | 1              | 10           |
| Bekaa             | Rachaya    | 1              | 2              | 10           |
| Baalbek-EI Hermel |            |                |                |              |
| Hermel            | Baalbek    | 2              | 2              | 10           |
| Akkar             | Akkar      | 1              | 1              | 5            |
| <b>Total</b>      |            | <b>48</b>      | <b>55</b>      | <b>2,065</b> |

In the past week, 2,065 new IDPs have been recorded across in 48 cadasters across 14 districts. These individuals might be experiencing displacement for the first time or undergoing secondary movement.

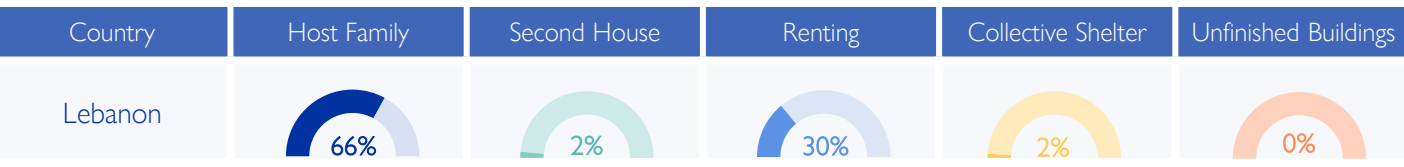
## Return within Lebanon – By District \*

| Governorate   | District | # of Cadasters | # of Locations | Returnees    |
|---------------|----------|----------------|----------------|--------------|
| South         | Sour     | 5              | 5              | 1,839        |
| South         | Saida    | 1              | 1              | 10           |
| Mount Lebanon | Baabda   | 1              | 1              | 10           |
| South         | Jezzine  | 1              | 1              | 5            |
| <b>Total</b>  |          | <b>8</b>       | <b>8</b>       | <b>1,864</b> |

As of the 5th of December, 1,864 returnees have been identified. Returnees have been identified in the districts of Sour, Saida, Baadba, and Jezzine. These individuals have returned from Sour, Beirut and Jbeil districts.

\*An IDP is identified as a returnee only if they have returned and stayed for over a week in the neighborhood of origin.

# IDPs Distribution by Shelter Type – By Governorate



Around 66% of IDPs are currently living with host families, while 30% have opted for rental housing. Another 2% have relocated to their secondary residences. Around 2%, are housed in Collective Shelters.

In Sour, there are presently four collective shelters accommodating 776 IDPs; in Hasbaya, there are seven collective shelters hosting 201 IDPs and in Kfar Denis, there is one collective shelter hosting 46 IDPs.



\* El Nabatieh shelter data is based on Round 12

## Displacement Demographics

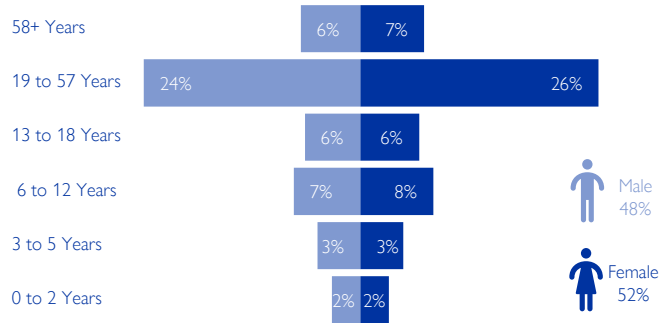


Chart 5: Displacement Demographics

37% of IDPs are children (< 18 years), while 33% are female adults and 30% are male adults.

Note: These figures represent sample data of 2 HHs per location provided by key informants and do not reflect the entire IDP population in each area.

## Methodology

The objective of the Mobility Snapshot is to support the humanitarian community in preparedness and response planning. Multi-layered data is routinely captured through Rounds using a suite of methodological tools designed to track and monitor displacement. These tools are in line with the [DTM Global Methodological Framework](#).

Data is collected nationwide through a combination of face-to-face and remote data collection methods, utilizing a network of over 44 enumerators and 3,600 key informants. These key informants consist of government officials, mukhtars, community representatives, and neighborhood focal points.

The following citation is required when using any data and information included in this information product: "International Organization for Migration (IOM), December 2023. DTM Mobility Snapshot, Round 14. IOM, Lebanon". For more information on terms and conditions of DTM reports and information products, please refer to <https://dtm.iom.int/terms-and-conditions>.