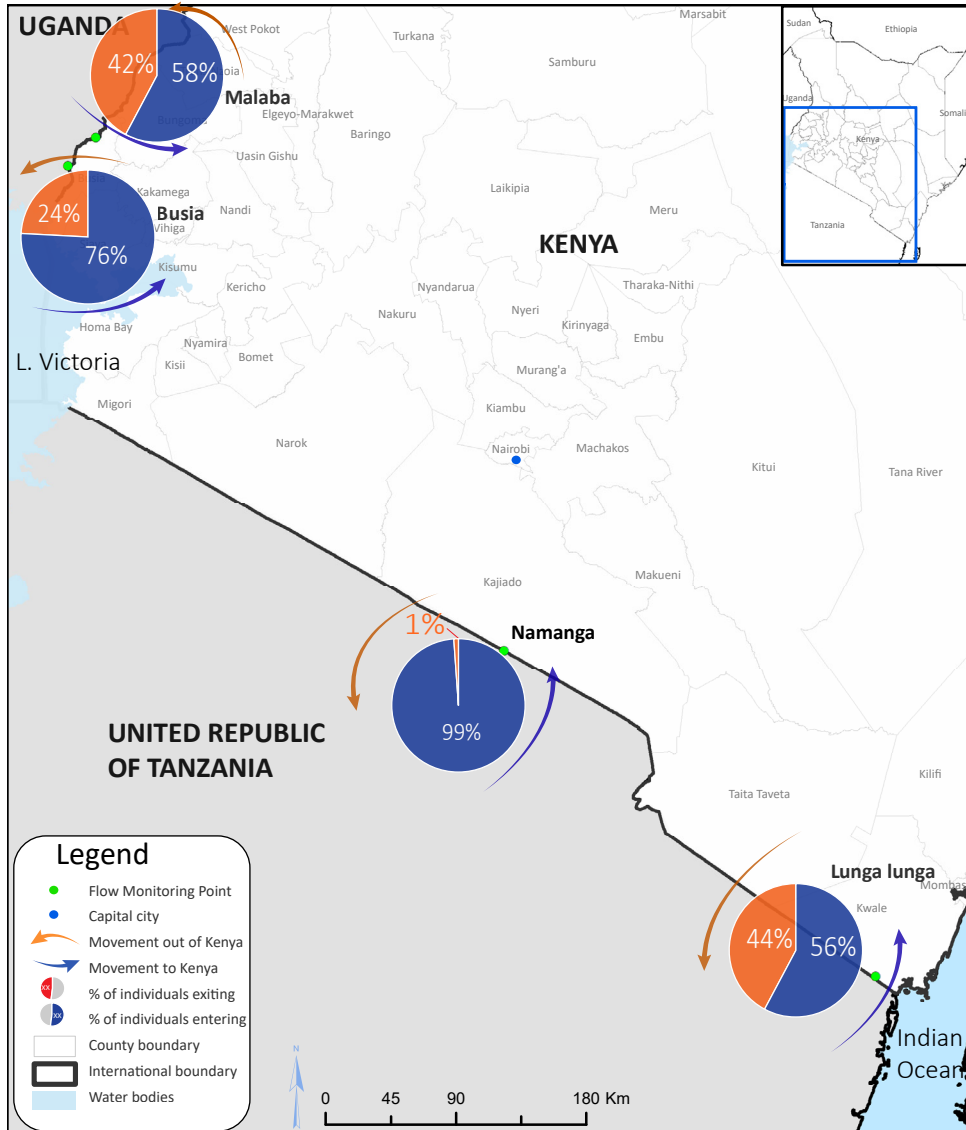


OVERVIEW AND TRENDS

This dashboard provides an analysis of trends in population mobility observed at four (4) Flow Monitoring Points (FMPs) at official border points along the Kenya-Uganda border (at Malaba and Busia) as well as the Kenyan border with the United Republic of Tanzania (at Namanga and Lunga Lunga). A total of 5,049 were observed during the month of November 2020. This represents a 2% decrease in daily average movement in comparison with October 2020.

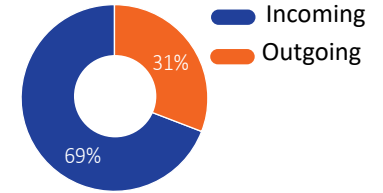
MOVEMENT ILLUSTRATION



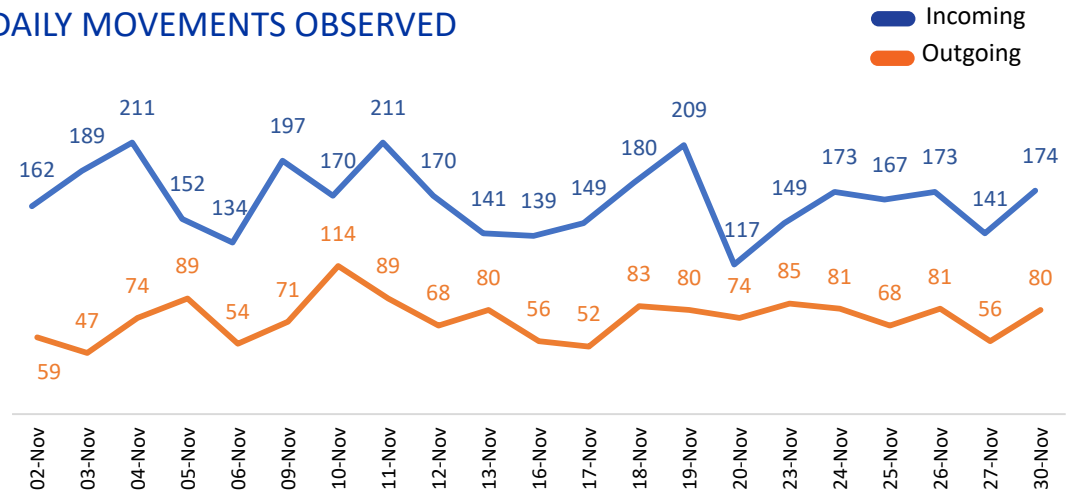
This map is for illustration purposes only. Names and boundaries on this map do not imply official endorsement by IOM

5,049 Total movements observed

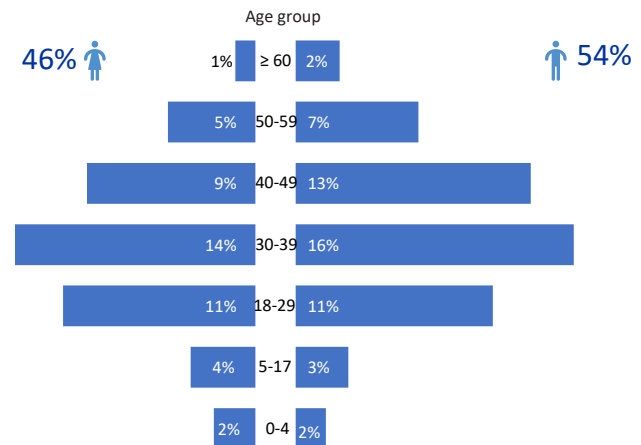
4 Flow Monitoring Points



DAILY MOVEMENTS OBSERVED







DEMOGRAPHICS



REASON FOR MOVING

	Total	Incoming	Outgoing
Economic reasons	28%	30%	24%
Family reasons	28%	25%	33%
Return	23%	23%	21%
Health Care	5%	5%	6%
Education	3%	3%	3%
Buy consumer goods	2%	2%	2%
Forced movement due to conflict	<1%	<1%	1%
Forced movement due to natural disaster	<1%	<1%	<1%
Other	11%	11%	9%

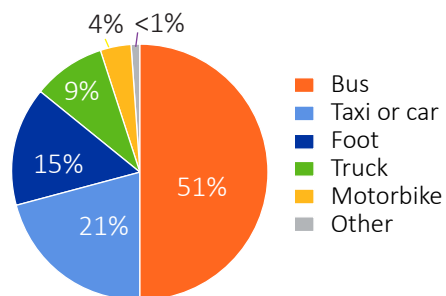
VULNERABLE GROUPS

 Elderly (60+)	5%
 Children under 5	4%
 Pregnant and/or lactating women	4%
 Unaccompanied Children	<1%

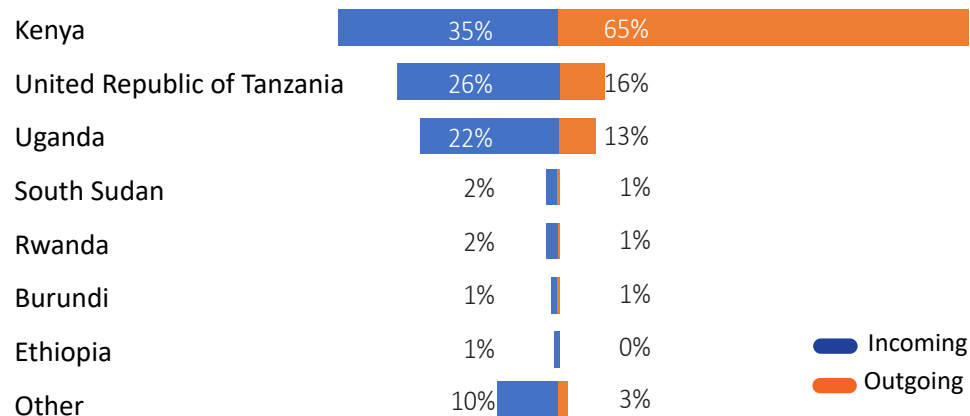
DURATION OF STAY

	Total	Incoming	Outgoing
Less than one day	5%	3%	7%
One week	34%	15%	33%
One week to three months	21%	11%	26%
Three to six months	4%	2%	4%
Six to twelve months	1%	<1%	1%
More than a year	3%	2%	4%
Not planning on moving	13%	5%	11%

MEANS OF TRANSPORT



NATIONALITY



HIGHLIGHTS

Movement:

A large majority of the travellers monitored (74%) were between years 18-49 age bracket. The 30-39 age group recorded the highest movement accounting for 29 per cent of the total count. More than half of the travellers came by bus (51%) while 23 per cent used a taxi or own car.

Reason for moving:

Most of the movements were motivated by economic reasons (28%) or family related-reasons (26%). Those returning to their habitual residence accounted for 23 per cent compared to the 10 per cent recorded in October. Another 5 per cent reported moving to seek health care, while 3 per cent were looking for education opportunities.

Flow Monitoring Points:

39 per cent of the total movements were observed in Lunga Lunga, Busia recorded 31 per cent, Namanga 17 per cent while Malaba recorded 14 per cent.

Refugees:

Less than 1 per cent of those tracked mentioned to have registered as refugees.

COVID-19 awareness:

92 per cent of those in transit were aware of the COVID-19 protection measures and signs.

METHODOLOGY

Flow Monitoring (FM) is a component of DTM (Displacement Tracking Matrix) used to describe trends in the flows of individuals observed. FM is used for internal and cross-border population movement to better inform on the nature, volume, direction and drivers of migration. The exercise is carried out at Flow Monitoring Points (FMPs) strategically established at the border with Uganda and at the border with the United Republic of Tanzania where trained enumerators interview people passing through the FMPs in both directions, irrespective of their status (migrants or others) by nationality and with information disaggregated by sex and age. FM informs on population movements, origin and intended destinations, reasons for moving and population profiles.

LIMITATIONS

The FMPs are strategically placed to capture the most characteristic migration flows, and to complement systems established by government authorities. The exercise does not aim at providing a full description of all movements in the country or through a specific point, but should be understood as a way of describing the characteristics of population movements and profiles at targeted locations. COVID-19 restrictions also limited the number of individuals crossing the borders.