



**DTM**

THE UN MIGRATION AGENCY

Financed by the  
European Union



# FLOW MONITORING

Monitoring of migratory flows between Haiti  
and the Dominican Republic

Monthly Report 1 – FEBRUARY 2021

### **Disclaimer from the European Union**

This publication was produced with the financial support of the European Union. Its contents are the sole responsibility of the United Nations Migration Agency (IOM) and do not necessarily reflect the views of the European Union.

### **FLOW MONITORING OF MIGRATORY MOVEMENTS ALONG THE HAITI AND DOMINICAN REPUBLIC BORDER**

The opinions expressed in the report are those of the authors and do not necessarily reflect the views of the International Organization for Migration (IOM). The designations employed and the presentation of material throughout the report do not imply the expression of any opinion whatsoever on the part of IOM concerning the legal status of any country, territory, city or area, or of its authorities, or concerning its frontiers or boundaries. IOM is committed to the principle that humane and orderly migration benefits migrants and society. As an intergovernmental organization, IOM acts with its partners in the international community to: assist in the meeting of operational challenges of migration; advance understanding of migration issues; encourage social and economic development through migration; and uphold the human dignity and well-being of migrants.

International Organization for Migration (IOM)

### **This report is financed by:**

The European Union's Instrument contributing to Peace and Stability (IcSP)

International Organization for Migration:  
11, Rue E. Pierre  
Zone Ambassade des Etats-Unis, Tabarre 27  
Port-au-Prince, Haiti  
Tel.: +509 2816 4664  
E-mail: [dtmhaiti@iom.int](mailto:dtmhaiti@iom.int)  
Website: [www.haiti.iom.int](http://www.haiti.iom.int)

© International Organization for Migration (IOM)

All rights reserved. To quote, paraphrase or, in some way, reproduce the information presented in this document, the source should be cited as follows: International Organization for Migration (IOM) (2021) Flow Monitoring of Migratory Movements along the Haiti and Dominican Republic Border, Monthly Report 1, available at: <https://www.globaldtm.info/>

## CONTENTS

1. The Flow Monitoring findings - February 2021
2. Voluntary Returns observed at the border
3. Flow Monitoring actions in response to COVID-19 in 2020
4. Migration from Haiti: Irregular migration and Repatriations
5. Annexes

## GLOSSARY

### A

**Arbitrary expulsions:** Deportation which does not follow the appropriate legal proceedings. In the context of this project, it refers to all expulsions that do not follow the conditions as outlined in the Protocol signed between two countries and that violate due process.

### C

**Child:** Any person under the age of 18. According to the Convention on the Rights of the Child, any person below 18 years-old is considered a child

### D

**Deportation:** In international humanitarian law, deportation refers to the forced displacement of civilians which is prohibited in times of occupation and non-international armed conflict except when required for their security or imperative military reasons. In the context of this project, it refers to all expulsions carried out in accordance to the Protocol signed between the two countries (1999) and follows due process.

### E

**Economic migration:** The movement of a person or a group of persons, either across an international border, or within a State motivated solely or primarily by economic opportunities.

### F

**Forced migration:** A migratory movement which, although the drivers can be diverse, involves force, compulsion, or coercion.

### M

**Migrant flow (international):** The number of international migrants arriving in a country (immigrants) or the number of international migrants departing from a country (emigrants) over the course of a specific period.

### N

**Non admission:** The refusal by immigration authorities to permit entry into the State's territory.

### S

**Seasonal migration /Seasonal migrant worker:** A migrant worker whose work, or migration for employment is by its character dependent on seasonal conditions and is performed only during part of the year.

**Spontaneous return:** The voluntary, independent return of a migrant or a group of migrants to their country of origin, usually without the support of States or other international or national assistance.

### U

**Unaccompanied children:** All children, under the age of 18 who have been separated from both parents and other relatives and are not being cared for by an adult who, by law or custom, is responsible for doing so

# Flow Monitoring Activities

## Monitoring of migratory flows between Haiti and The Dominican Republic

### INTRODUCTION

The migration flow between Haiti and the Dominican Republic (DR) in the island of Hispaniola is highly active and challenging as it is estimated that over half a million foreign born persons are living as irregular migrants in the DR, the vast majority of which - (458,233 persons)<sup>1</sup> - being from the neighboring Republic of Haiti. Consequently, migration management between Haiti and the Dominican Republic and the protection of vulnerable migrants remains a major challenge on the island.

Due to the significant influx of returnees and in support of the Government of Haiti, IOM Haiti has established a Displacement Tracking Matrix initiative which focuses on reinforcing monitoring and data collection of border movement between the two countries. Border & Flow Monitoring aims to provide information on cross border returns of migrants from the Dominican Republic into Haiti and support the systematic identification, registration and profiling of Haitian migrants returning and/or being deported at all border crossing points with the DR in to provide key information on risks, needs and migration patterns. The previous application of the Border and Flow Monitoring monitored migratory flows on 50 Border Crossing Points – 4 official and 46 unofficial. The current one covers **20 Border Crossing Points – 4 official and 16 unofficial** in collaboration with the **Support Group for the Repatriated and Refugees (GARR<sup>2</sup>** in French).

### COVID-19 and DTM Adaptation

The COVID-19 outbreak first reported in the People's Republic of China in late 2019 was declared a pandemic by the World Health Organization (WHO) on 11 March 2020. On 20 March the first two cases were confirmed in Haiti and the country remains at high risk of rapid contagion given the weak health system, the proximity and porous border with Dominican Republic. In response, the Government of Haiti (GoH) firstly communicated many important instructions to minimize the spread of the disease, particularly: closure of schools and factories, closure of airports and ports to passengers, banning of meetings of more than 10 people, nationwide curfew between 20:00 and 5:00 and plea for social distancing guidelines to be respected. Those measured were halted by 30 June 2021.

IOM has adapted its ongoing Displacement Tracking Matrix (DTM) initiative – specifically its Flow Monitoring component along the Haiti Dominican Republic border to firstly support the preparedness and later the response and assistance during the COVID-19 pandemic. Building on IOM's past collaboration and the re-establishment of the the Border Monitoring Network of enumerators, the DTM action in Haiti aims to provide intra-regional migration patterns and trends to provide a better grasp of the different types of mobility from the two countries. Particularly, Flow Monitoring captures migratory flows along the border, assesses the basic needs of migrants and returnees and provides data on population movements to contribute to a more targeted and evidence-based response.

<sup>1</sup> Première enquête nationale des Immigrants en République Dominicaine, ENI-2012, p.14

<sup>2</sup> Groupe d'Appui aux Rapatriés et Réfugiés

## METHODOLOGY

Flow monitoring is a Displacement Tracking Matrix (DTM) component. It aims to provide regular updated information on populations flows and profile of populations on the move (migrants, internally displaced persons, returnees, etc.). IOM implements flow monitoring along the border between Haiti and the Dominican Republic. This initiative is implemented in three main steps to provide information on cross border migrant returns:

1. Assessment and Identification of all Border Crossing Points: identify, assess and geo-reference all mobility locations – in this instance, Border Crossing Points – along the border.
2. Observation of migratory flows and voluntary Registration of migrants returning to Haiti: migratory flows observed of persons leaving and entering Haiti are recorded and migrant returns (spontaneous and/or forcible) are gathered through voluntary registration of migrants passing through each BCP. The registration data allows a profiling of the migrant population.
3. Referral of vulnerable migrants: Simultaneous with the registration of migrants, vulnerable migrants (migrants at risk of statelessness, unaccompanied or separated minors, GBV victims, etc.) are referred to the relevant institution for appropriate care.

The Border and Flow Monitoring follows the Flow Monitoring component of DTM and has been adapted to incorporate all other similar initiatives implemented in many countries in the world. The Flow Monitoring is one of the four components form the Displacement Tracking Matrix (DTM); it specifically tracks Flow movements of displaced populations at key transit points.

## LIMITATION

Data presented in this document are representative of the individuals observed at the flow monitoring points during the timeframe indicated. Data should not be generalized and do not represent a full picture of inter and intra-regional migration, but rather of migration flows at the specific locations monitored. For example, while IOM aims to establish flow monitoring points at locations with high transit flows (based on information from informed stakeholders), flows are fluid and specific locations will provide an incomplete picture. The monitoring of flows in an assessed location should not lead to assumptions about flows in a non-assessed location or area without monitoring points.

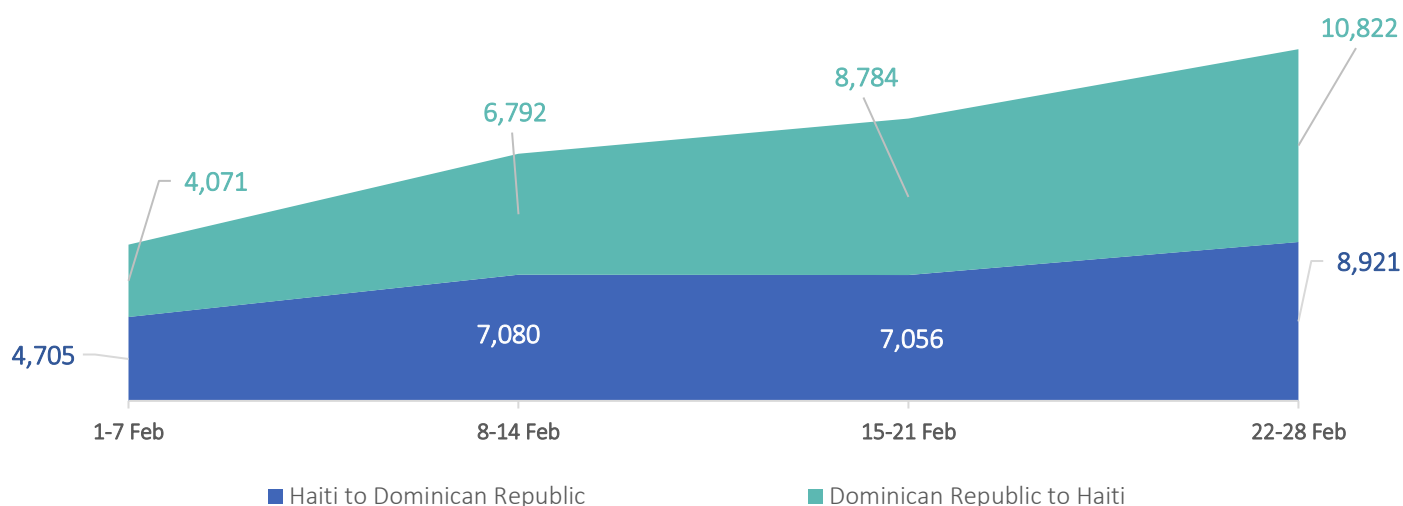
The surveys cover partial spatial and temporal coverage of movements at the border and does not include all migratory flows in the country. The data presented in this report primarily shows migration trends. Moreover, the information on vulnerabilities is based on direct observations carried out by the enumerators and are considered an indication. The trends relate to many types of movements, including daily movements, thus it is possible that migrants cross several times daily. The number of migrants observed at the border does not reflect the true migratory flows in the country. The data presented in this report include observations and do not represent the entire migrant population. IOM guarantees the data included in this report; however, IOM do not seek to provide an absolute picture of migratory movements.



## FLOW MONITORING – KEY FINDINGS

A total of **58,231** movements were observed along the border between Haiti and the Dominican Republic in February 2021. Specifically, **27,762** movements from Haiti to the Dominican Republic (**47.7%** of movements observed) and **30,469** movements from the Dominican Republic to Haiti (**52.3%** movements observed).

### WEEKLY MIGRATORY MOVEMENTS OBSERVED AT THE BORDER IN FEBRUARY



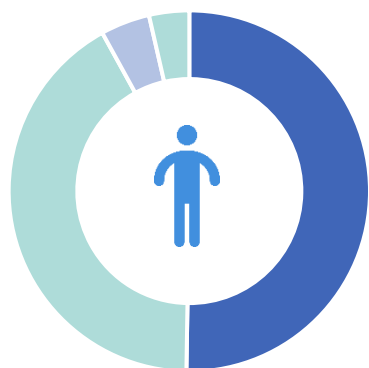
## KEY FIGURES on DEMOGRAPHICS

The section below presents the key findings and analysis related to the profile of migrants observed crossing the border. The breakdown of migrants crossing the border was as follows:

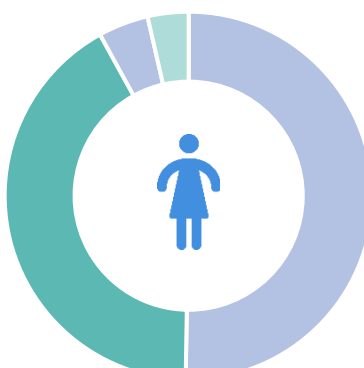
- **54.7%** male
- **45.3%** female

Specifically of all migrants observed crossing the border, **41.7%** were women and **3.6%** were girls while **50.3%** were men and **4.4%** were boys.

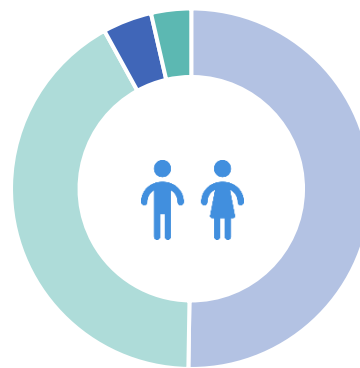
### SEX BREAKDOWN BY PERIOD



MEN 50.3%



WOMEN 41.7%



BOYS 4.4% GIRLS 3.6%

## OBSERVED VULNERABILITIES

An estimated **2,252** persons (**3.9%** of movements) observed crossing the border presented key vulnerabilities. Particularly, **2.1%** were elderly persons, **0.7%** were pregnant/breastfeeding women, **0.6%** were presumed unaccompanied children, **0.3%** were children aged 5 years or less and **0.2%** presented a physical disability.

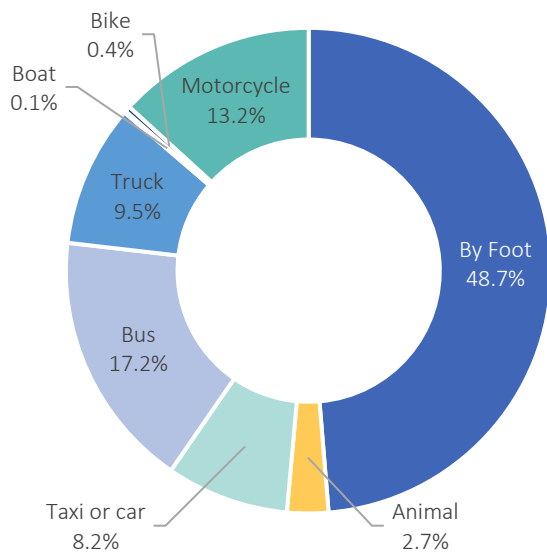
### VULNERABILITIES OBSERVED ALONG THE BORDER DURING REPORTING PERIOD



## MEANS OF TRANSPORTATION

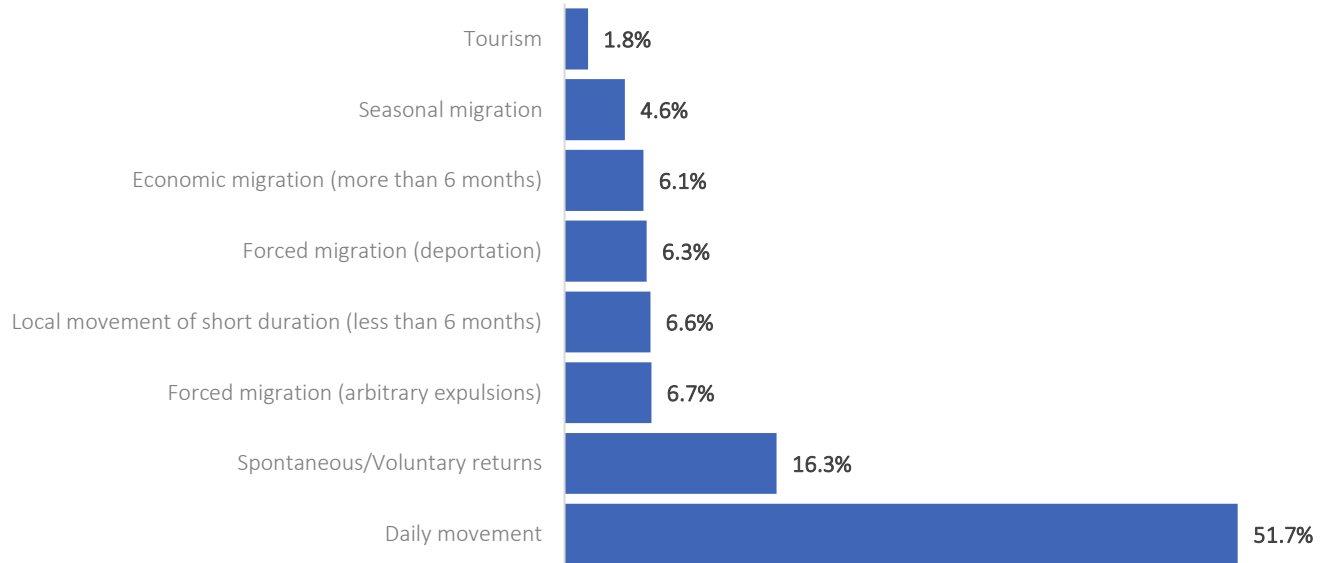
Most migrants have been observed crossing the border by foot – an estimated by **28,352** observed movements (**48.7%**), **10,031** of observed border crossings were carried out by bus while **7,698** movements were carried out using a motorcycle (**13.2%**). Among other means of transportation, migrants have also crossed the border by truck (**9.5%**), taxi or car (**8.2%**), on animals such as horses and donkeys (**2.7%**).

### MEANS OF TRANSPORTATION USED FOR BORDER CROSSING

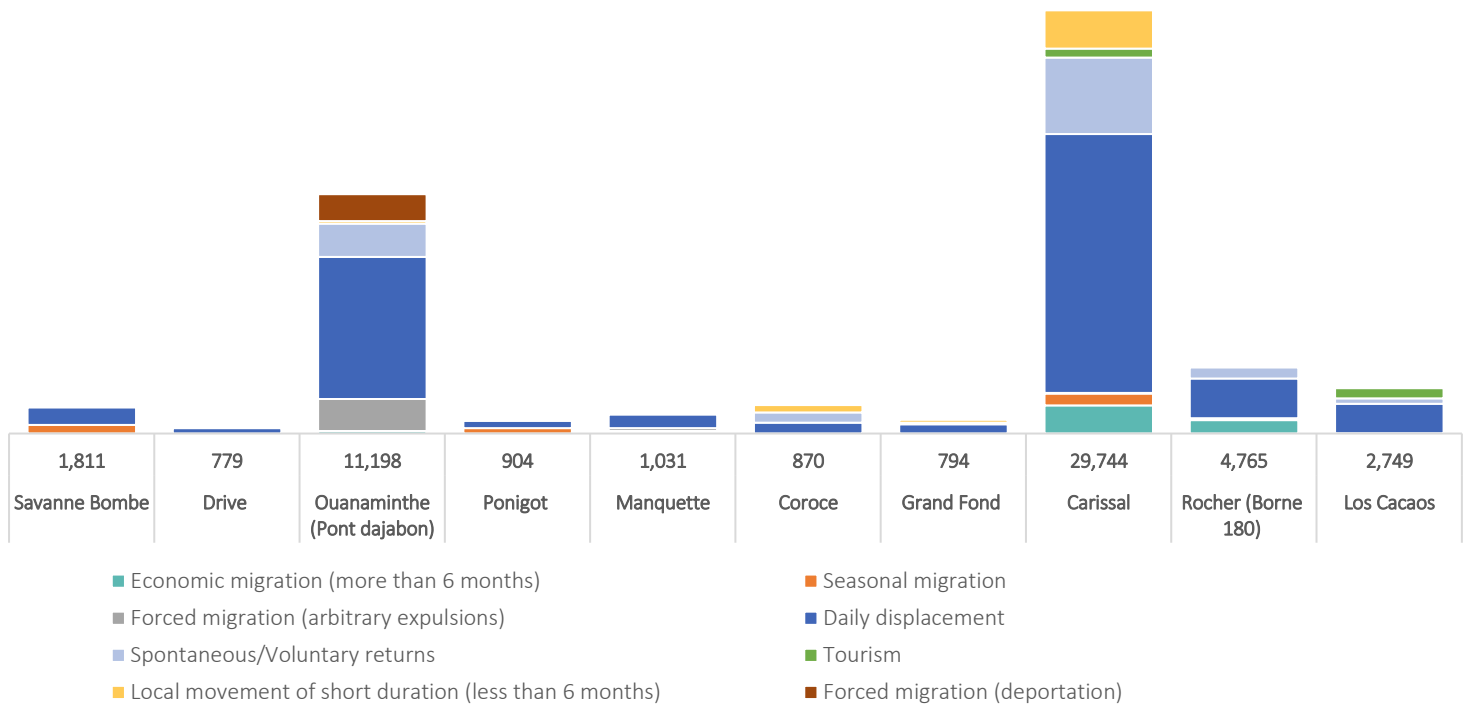


Most of observed movements were daily commute – such movements include commerce between border towns, visits to the doctor, etc. – accounting for **51.7%** of all movements (**25,018** of observed movements). Voluntary returns accounted for **16.3%** of observed movements and forced migration (arbitrary expulsions) accounted for **6.7%** of movements observed.

BREAKDOWN OF MOST COMMON MIGRATORY FLOWS OBSERVED AT THE BORDER



BREAKDOWN OF TYPES OF MIGRATORY FLOWS ON THE 10 MOST FREQUENTED BORDER CROSSING POINTS

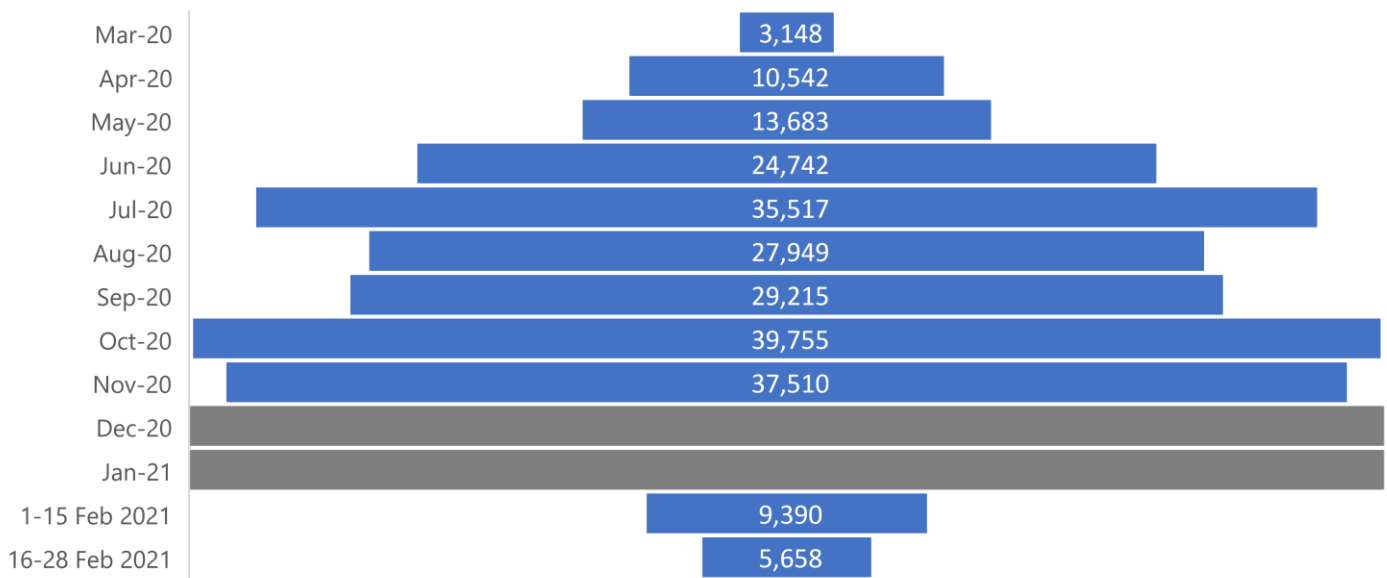




# VOLUNTARY RETURNS

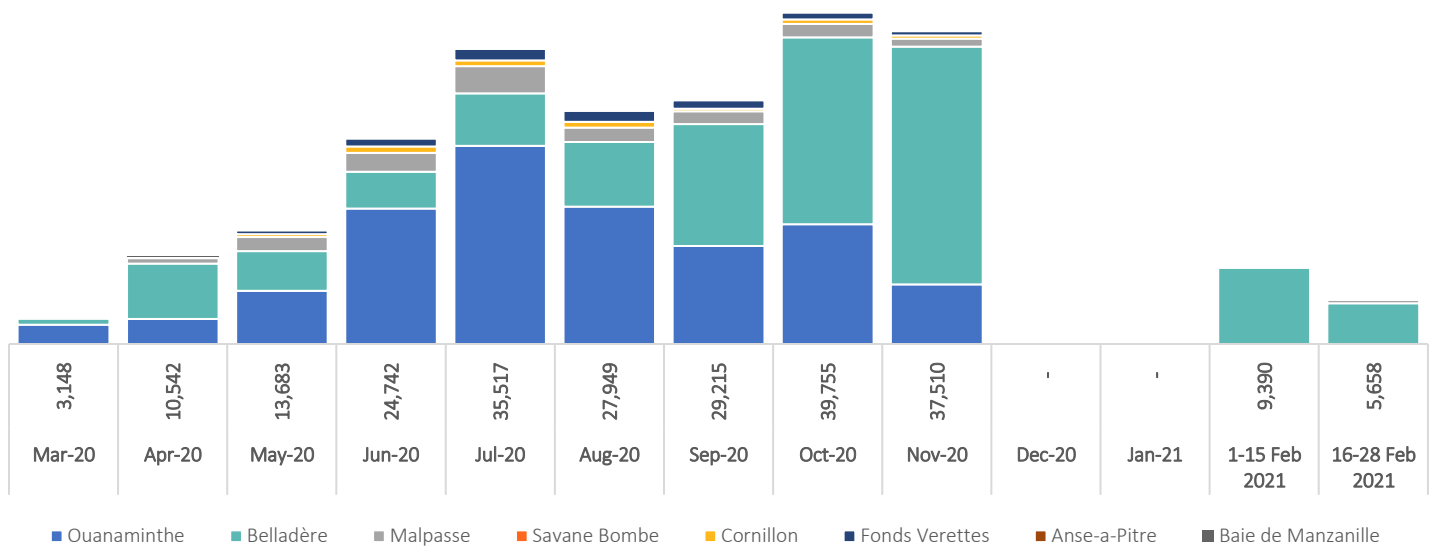
Country wide sanitary confinement and COVID-19 mandated shutdown orders in the Dominican Republic following the onset of the pandemic in the country resulted in the disruption and/or interruption of services provided by the main industries (tourism, construction, commerce, etc.) where Haitian migrants are usually employed. Because of these measures, 144,000 Haitian migrants employed in the Dominican Republic lost their jobs. Subsequently, a significant increase in voluntary (or spontaneous) returns has been observed from March 2020 to February 2021 on the border crossing points monitored by the Border Monitoring Network. Indeed, the BMN’s enumerators observed that a total of **237,109** Haitian migrants voluntarily returned to Haiti from 17 March 2020 to 28 February 2021.

## MONTHLY OVERALL VOLUNTARY RETURNS FROM 17 MARCH 2020 TO 28 FEBRUARY 2021



Please note that these figures do not include voluntary returns in December 2020 and January 2021 as current Flow Monitoring activities resumed on 1 February 2021.

## MONTHLY VOLUNTARY RETURNS BY BORDER CROSSING POINTS



## FLOW MONITORING ACTIONS IN 2020 – COVID-19 ONSET

The Flow Monitoring Border network has been instrumental in allowing regular data on migration to be collected, analyzed, and shared with partners to better orient actions along the border following the onset of the COVID-19 pandemic in Haiti. Situation reports have been produced and shared regularly to inform the GoH and general community of movements observed at the border and provide to the response to the disease. From the onset of the crisis until 30 November 2020, 28 Situation Reports were produced and shared with the GoH, humanitarian partners and public. Subsequently, the trends and patterns observed at the border has oriented many response actions – particularly the elaboration and endorsement of a Protocol of Case Detection which will support efforts from the Ministry of Health in the screening, identification, and support of potential COVID-19 infected persons. In addition, the voluntary returns observed at the border allowed the advocacy efforts to further support identification of COVID-19 cases through the establishment of the Migrant Tracing initiative which began in May 2020 and targeted the border crossing points of Ouanaminthe (Dajabon), Malpasse (Jimani) which was later extended to support the Ministry of Health’s effort to trace travelers arriving at Toussaint Louverture Airport.

### CUMMULATIVE FIGURES FROM 17 MARCH 2020

Please note that the figures presented in this section do not include movements for December 2020 and January 2021 as Flow Monitoring activities resumed on 1 February 2021.

**1,050,228**

Cumulative movements observed on border crossing points from 17 March 2020 to 28 February 2021.

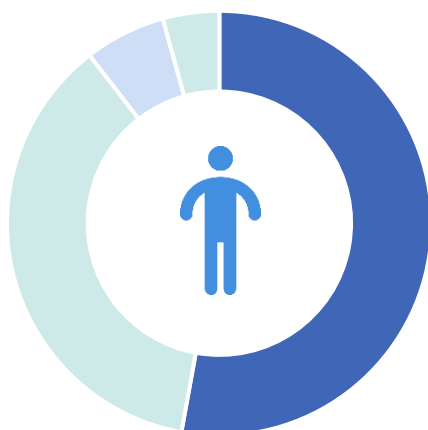
**417,407**

Cumulative movements observed from Haiti to the Dominican Republic from 17 March 2020 to 28 February 2021

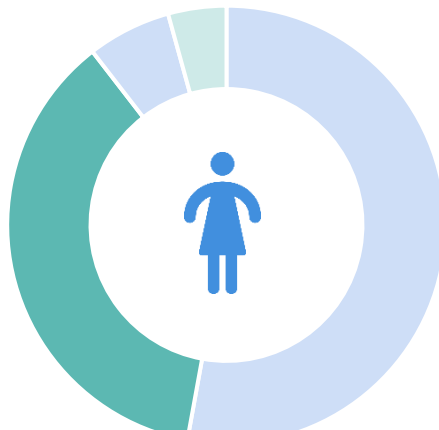
**632,821**

Cumulative movements observed from the Dominican Republic to Haiti from 17 March 2020 to 28 February 2021.

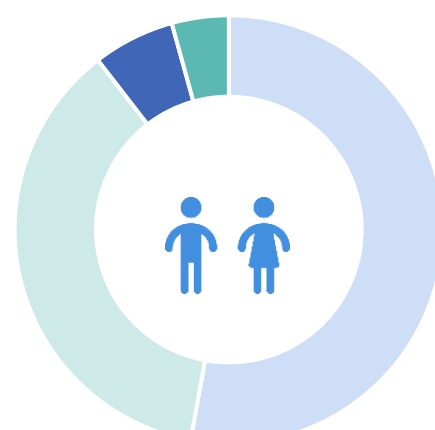
### DEMOGRAPHICS SINCE ONSET OF COVID-19 IN HAITI – 17 MARCH 2020 TO 28 FEBRUARY 2021



MEN 52.9%



GIRLS 36.6%



BOYS 6.2% GIRLS 4.3%

# MIGRATION FROM HAITI – IRREGULAR MIGRATION AND REPATRIATIONS

The migration of Haitians remains one of the most complex and challenging in the region. It is estimated that there are more than 1.2 million persons Haitian migrants across the world (MPI 2017), most in North America, Canada, France, the Bahamas, and Dominican Republic, among others. Haiti remains also highly exposed to natural disasters such as earthquakes and hurricanes due to its location being over major tectonic faults as well as its position within the “Hurricane Valley” respectively.

Adding to these challenges, the country has continuously experienced socio-economic hurdles, causing instability, widespread poverty, risks of epidemics, among others. These factors combined contribute to exacerbate the country’s vulnerability thus directly driving irregular migratory flows.



In line with this, IOM is monitoring other movements and migratory flows outside of Haiti, particularly those observed towards northern countries such as the Bahamas, Turks and Caicos and United States of America. Indeed, as increased movements and repatriations of Haitian migrants from the Northern part of Haiti (Nord-Ouest, Nord and Nord-Est) have been observed for the better part of 2019 and 2020, IOM’s DTM team will continue to track all trends that may also ultimately affect movements toward the Dominican Republic.

## REPATRIATIONS OF HAITIAN MIGRANTS FROM 2018 TO 2021

CUMULATIVE FIGURES FROM 2018

# 4,368

Repatriations since 2018

While repatriations were initially halted, considering COVID-19 restrictions, they resumed in June 2020. A total of **2,337** of Haitian migrants were repatriated to Haiti between **1 June 2020 to 28 February 2021**.

- **2,080 persons** forcefully repatriated from 9 locations (8 countries and at sea)
- **257 persons** voluntarily repatriated from Chile

Country of Origin	Number of repatriated migrants	Female	Male
Bahamas	1,437	24%	72%
Chile	257	27%	73%
Cuba	12	25%	75%
Dominica	46	26%	74%
Guadeloupe	110	20%	80%
Mexico	305	33%	67%
Turks and Caicos	410	11%	89%
St Kitts and Nevis	12	0%	100%
United States of America	909	38%	62%
Coast Guard	870	17%	83%

ANNEX I: FLOW MONITORING POINTS MONITORED BY THE BMN ENUMERATORS



## ANNEX 2: PERCENTAGE OF OBSERVED MOVEMENTS PER POINT FOR FEBRUARY 2020 I

Border Crossing Points	Type of Points	Département	Movements observed in February 2021 (Percentage)
Ouanaminthe (Pont Dajabon)	Unofficial Border Crossing Point	Nord-Est	20.09%
Manquette	Unofficial Border Crossing Point	Nord-Est	1.77%
Coroce	Unofficial Border Crossing Point	Nord-Est	1.49%
Ponigot	Unofficial Border Crossing Point	Nord-Est	1.56%
Grand Fond	Unofficial Border Crossing Point	Nord-Est	1.36%
Carissal	Unofficial Border Crossing Point	Centre	51.15%
Rocher (Borne 180)	Unofficial Border Crossing Point	Centre	8.18%
Nan Batey	Unofficial Border Crossing Point	Centre	0.54%
Locaraie	Unofficial Border Crossing Point	Centre	1.22%
Los Cacaos	Unofficial Border Crossing Point	Centre	4.73%
Malpasse	Unofficial Border Crossing Point	Ouest	0.78%
Savanne Bombe	Unofficial Border Crossing Point	Ouest	3.11%
Drive	Unofficial Border Crossing Point	Ouest	1.34%
Trois Marres	Unofficial Border Crossing Point	Ouest	0.35%
Lyann Doco	Unofficial Border Crossing Point	Ouest	0.80%
Anse-à-Pitre	Unofficial Border Crossing Point	Sud-Est	1.53%
Malechipe	Unofficial Border Crossing Point	Sud-Est	0.00%
Fond-Jeannette	Unofficial Border Crossing Point	Sud-Est	0.00%
Boulaille-Rose	Unofficial Border Crossing Point	Sud-Est	0.00%
Source enfant	Unofficial Border Crossing Point	Sud-Est	0.00%





## About DTM

The Displacement Tracking Matrix (DTM) is a system that tracks and monitors displacement and population mobility. It is designed to regularly and systematically capture, process and disseminate information to provide a better understanding of the movements and evolving needs of displaced populations, whether on site or en route. A diverse range of tools and data collection methodologies are employed, including baseline and location assessments, surveys, in-depth research, flow monitoring and registration. More information is available at [www.displacement.iom.int](http://www.displacement.iom.int).

## About Flow Monitoring

Flow monitoring is one component of IOM's Displacement Tracking Matrix, a system that tracks and monitors displacement and population mobility. Flow monitoring is conducted at flow monitoring points, locations that are identified with assistance of key informants as being key transit locations along a migration route. Diverse data collection methodologies are employed according to the context and often include (i) flow monitoring registry: tracking the number of migrants arriving at, passing through or departing from the flow monitoring points; (ii) flow monitoring surveys: regular surveys of a sample of those migrants to obtain information on their place of origin, intended transit points and destination, demographic profiles and transport modalities. More information is available at [www.migration.iom.int](http://www.migration.iom.int)



This DTM initiative is  
financed by the  
European Union:



International Organization for Migration  
11, Rue E. Pierre  
Zone Ambassade des Etats-Unis, Tabarre 27  
Port-au-Prince, Haiti  
Tel.: +509 2816 4664  
E-mail: [dtmhaiti@iom.int](mailto:dtmhaiti@iom.int)  
Website: [www.haiti.iom.int](http://www.haiti.iom.int)