

UKRAINE INTERNAL DISPLACEMENT REPORT

GENERAL POPULATION SURVEY

ROUND 13
JUNE 2023

TABLE OF CONTENTS

OVERVIEW	2
INTERNAL DISPLACEMENT FLOWS	3
DURATION OF DISPLACEMENT	5
MOBILITY INTENTIONS	6
DEMOGRAPHICS	9
IDPs NEEDS OVER TIME	10
DURABLE SOLUTIONS PATHWAYS	11
ACCESS TO LIVELIHOODS AND EMPLOYMENT	15
SOCIAL COHESION	18
BRIEF NOTE ON METHODOLOGY	19

Unless noted otherwise, data cited in this report were compiled from the full survey Round 13 of the General Population Survey, dated June 14, 2023. All numbers are rounded for ease of use. Data collection was facilitated by the Multicultural Insights research agency.

The full spectrum of results of Round 13 of IOM's General Population Survey is now presented in three complementary products: the **Population Snapshot**, the **Ukraine Internal Displacement Report**, and the **Ukraine Returns Report**. IOM now also prepares **oblast-specific briefs in key oblasts of displacement and return** for use by local actors and oblast authorities. Additional analysis is available upon request to dtmukraine@iom.int.

KEY FINDINGS

As of 23 May 2023, IOM estimates that **5.1 million people are internally displaced within Ukraine**. Of the total, fifty per cent of all IDPs are concentrated in just five oblasts in Ukraine, with the largest estimated de-facto presence in Kharkivska and Dnipropetrovska oblasts (689,000 and 625,000 estimated IDPs, respectively).

Among all IDPs, 7 per cent (around 353,000 people) had previously been displaced outside Ukraine before returning to the country but remaining in displacement. More than half of all IDPs (60%) reported having been displaced for one year or longer.

Round 13 brings **previously unavailable insights in the sphere of durable solutions to displacement**. IOM is now able to estimate that 745,000 IDPs in Ukraine seek integration in their current location as a durable solution (15% of IDPs nation-wide, with data available per oblast), or that 3.3M IDPs see return as their durable solution of choice (so called projected return caseload), while 142,000 IDPs are looking to resettle in another location as a durable solution.

In Round 13, IOM has also deployed a set of questions that provide **a preliminary assessment of IDP progress against the Inter-Agency Standing Committee (IASC) Durable Solutions criteria within the Ukrainian context**. These questions cover vital aspects such as safety and security, living standards, livelihood opportunities, access to documentation, participation in public affairs, and family reunification. Besides concerns with safety, the inability to participate in public affairs and to cover basic expenses seem to be of highest concern in terms of preventing the achievement of integration as a durable solution among IDPs on the integration pathway in Ukraine, as of June 2023.

Round 13 also brings detailed statistics on the livelihoods and employment situation among IDPs. Alarming, the survey shows that **65 per cent of IDP live in households with a monthly income level per household member equal to or less than UAH 4,666** (= 126 USD, the real subsistence minimum set by the Ministry of Social Policy in January 2022). **Only 38 per cent of IDPs reported being able to rely on regular salary as a main income source compared to 51 per cent among residents.** The share of unemployed also remains significantly higher among displaced than the non-displaced population (15% vs. 6%).

Lastly, the survey brings evidence of a growing inter-group tension in communities across Ukraine, especially as related to different levels of eligibility for social and humanitarian assistance.

The opinions expressed in this publication are those of the authors and do not necessarily reflect the views of the International Organization for Migration (IOM). The designations employed and the presentation of material throughout the publication do not imply expression of any opinion whatsoever on the part of IOM concerning the legal status of any country, territory, city or area, or of its authorities, or concerning its frontiers or boundaries.

IOM is committed to the principle that humane and orderly migration benefits migrants and society. As an intergovernmental organization, IOM acts with its partners in the international community to: assist in meeting the operational challenges of migration; advance understanding of migration issues; encourage social and economic development through migration; and uphold the human dignity and well-being of migrants.

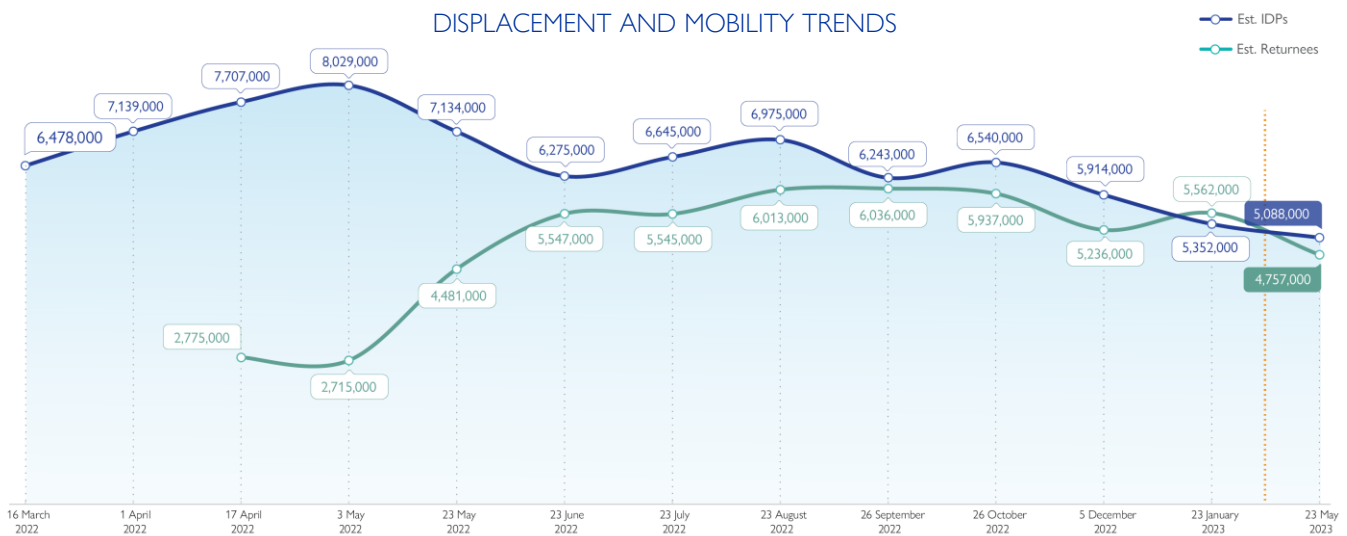
© 2023 International Organization for Migration (IOM) All rights reserved. When quoting, paraphrasing or in any way using the information mentioned in this report, the source needs to be stated appropriately as follows: "Source: International Organization for Migration (IOM), Ukraine Displacement Report, June 2023".

OVERVIEW

Starting on 24 February 2022, a large-scale invasion of Ukraine by the Russian Federation (RF) triggered an unprecedented humanitarian crisis across the country. Between 11 May and 14 June 2023, the International Organization for Migration (IOM) conducted the 13th round of a highly representative assessment of the general population in Ukraine to gather information on displacement, mobility flows, intentions, and conditions to inform targeted assistance to the war-affected population carried out in two stages. From Round 13 onwards, the survey methodology has been adapted to produce representative quarterly data at the oblast level. This round also introduces a new set of questions on durable solutions to internal displacement aligned with the criteria proposed by the Inter-Agency Standing Committee Framework on Durable Solutions for IDPs. The goal of the General Population Survey is to facilitate evidence-based decision-making on the strategic, technical

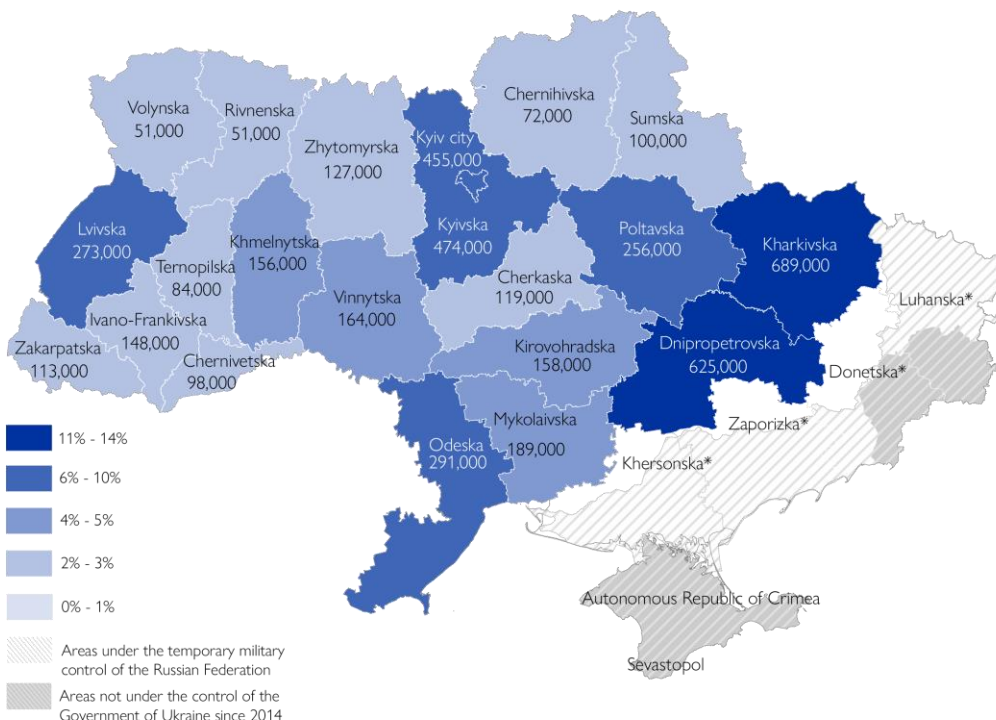
and programmatic aspects of response and recovery by humanitarian and recovery partners currently active in Ukraine, including the Government of Ukraine. The geographical scope of the assessment covers the entire territory of Ukraine, excluding the Autonomous Republic of Crimea and areas of Donetsk, Luhanska, Khersonska and Zaporizka Oblasts under temporary military control of the RF. The General Population Survey was constructed through a random-digit-dial (RDD) approach, and 5,297 unique and anonymous respondents aged 18 and over were interviewed using the computer-assisted telephone interview (CATI) method. The estimates are based on UNFPA population data for Ukraine (last available data as of 14 November 2022), agreed as a common population baseline by the humanitarian community. Those currently outside Ukraine were not interviewed.

DISPLACEMENT AND MOBILITY TRENDS



N.B. The data collected and presented in Round 13 reflects the UNFPA review of the baseline population, which excludes the Autonomous Republic of Crimea, marked in the above graph with yellow demarcation lines. This data is available here <https://data.humdata.org/dataset/cod-bs-ukr>. Also note that estimated figures have been rounded to the nearest 1,000.

ESTIMATED LOCATION OF INTERNALLY DISPLACED PERSONS BY OBLAST



5,088,000 
EST. INTERNALLY DISPLACED
(incl. est. 353,000 who returned from abroad but remain displaced)

4,757,000 
EST. TOTAL RETURNEES

*N.B. Estimates in Donetsk, Zaporizka, Luhanska, and Khersonska Oblasts are likely under-represented due to limited coverage of government-controlled areas only, as well as the limited number of respondents reached through the random digit dial.

INTERNAL DISPLACEMENT FLOWS

CURRENT LOCATION & ORIGINS

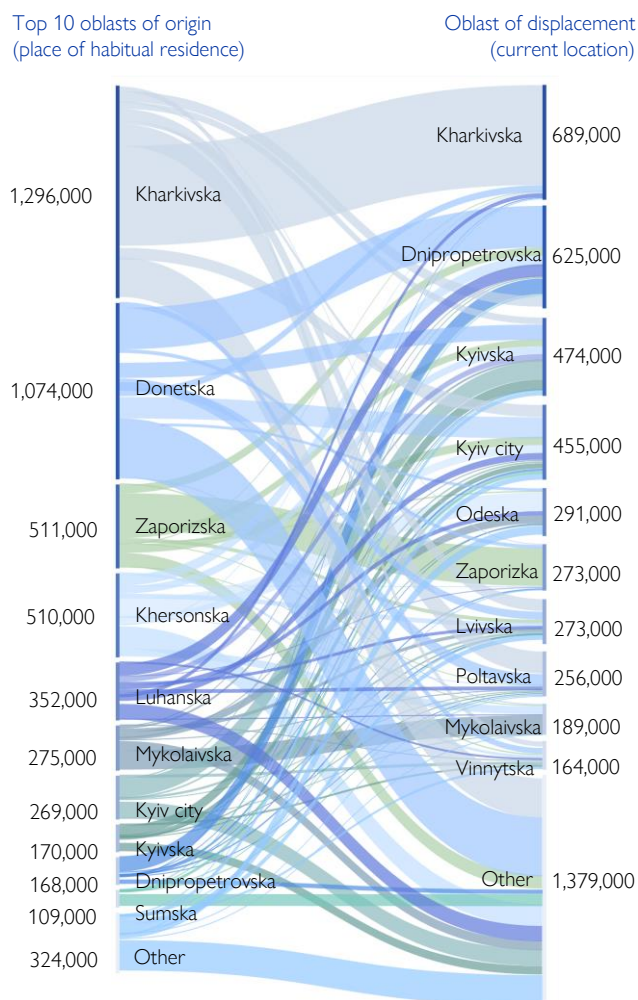
In the General Population Survey, IDP respondents are identified by a) *de facto* not being present in their area of habitual residence at time of the survey, **and** b) indicating that the current war was their reason for being and remaining in displacement. The table below shows the proportion of IDPs by oblast of origin and by oblast of displacement (current location).

Top 5 oblasts of origin of IDPs	% of total IDPs
Kharkivska Oblast	25%
Donetska Oblast	21%
Zaporizka Oblast	10%
Khersonska Oblast	10%
Luhanska Oblast	7%
Other oblasts	26%

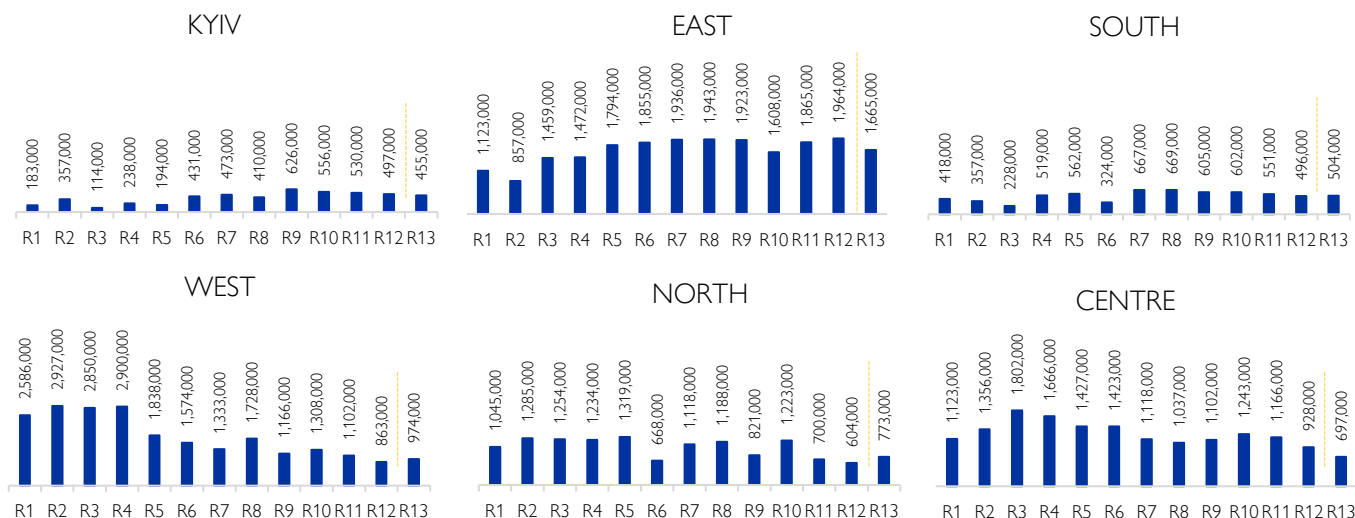
Top 5 IDPs hosting oblasts	% of total hosted IDPs
Kharkivska Oblast	14%
Dnipropetrovska Oblast	12%
Kyiv City	9%
Kyivska Oblast	9%
Odeska Oblast	6%
Other oblasts	50%

The top 5 oblasts of origin for IDPs in Ukraine as well as top IDP hosting oblasts remain virtually unchanged since January 2023. Overall, findings show that for those that do not move abroad, displacement to locations within the same oblast or macro-region are most prevalent. While estimates for most hosting oblasts likely present the maximum current IDP presence, in oblasts currently under temporary military control of the RF (Luhanska, Donetska, Zaporizska, and Khersonska), IOM's estimates for IDPs hosted may be under-represented due to the coverage limited to government-controlled areas.

Sankey diagram depicting the displacement flow from top 10 oblasts of origin



Estimated number of IDPs by macro-region of displacement from Round 1 (16 March 2022) to Round 13 (25 May 2023)



N.B. The estimate of the number of the displaced population at the macro-regional level does not include data from respondents who did not provide location information.

INTERNAL DISPLACEMENT FLOWS

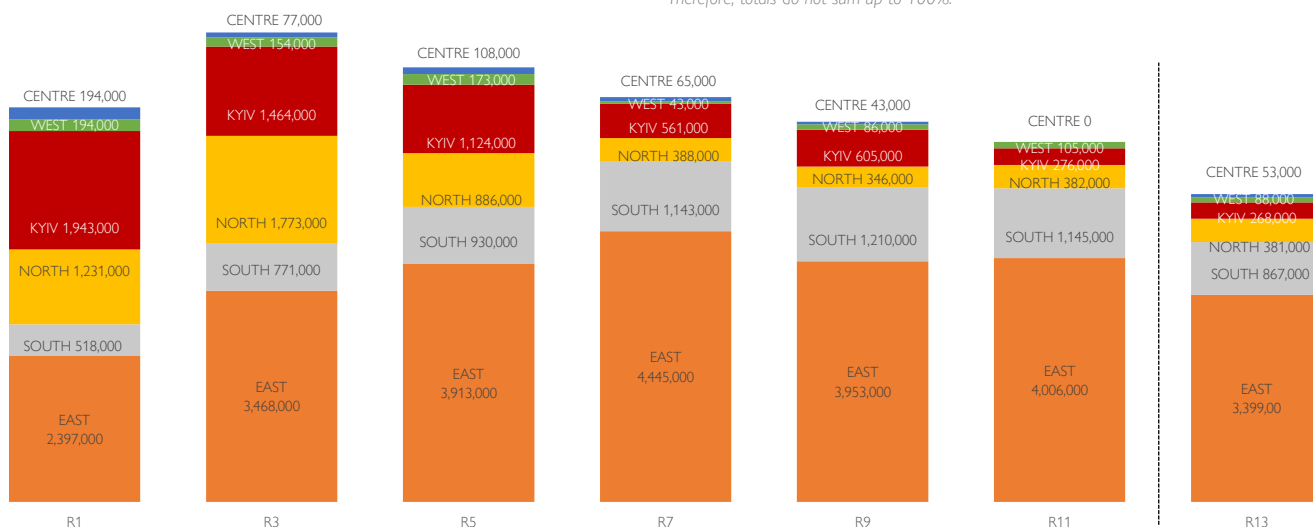
IDPs BY MACRO-REGION OF ORIGIN

Where do those currently displaced by war come from?

The majority of IDPs continue to originate from oblasts in the East of Ukraine (est. 3.4M compared to est. 3.7M in Round 12). The number of IDPs originating from oblasts in the South of the country grew from est. 734,000 to est. 867,000 since January 2023. The share of IDP population from other regions within the total IDP stock remained relatively stable between survey rounds.

Macro-region	% of IDPs origin	# est. IDPs per macro-region of origin
EAST	67%	3,399,000
SOUTH	17%	867,000
NORTH	7%	381,000
KYIV	5%	268,000
WEST	2%	88,000
CENTRE	1%	53,000
Total est. displaced within Ukraine		5,088,000*

* The estimate of the number of displaced populations at the macro-regional level does not include data from the 0.4% of IDP respondents who did not provide location information. Therefore, totals do not sum up to 100%.



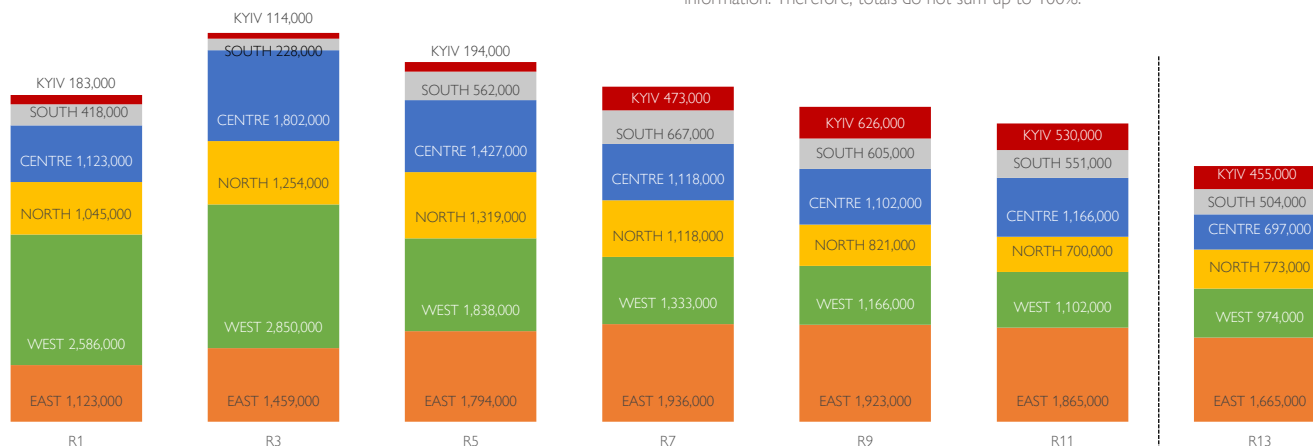
IDPs BY MACRO-REGION OF CURRENT LOCATION

Where are those displaced by war currently located?

A third (33%) of all IDPs in Ukraine are now displaced in the Eastern oblasts (est. 1.65M), a slight decrease from 1.96M (37% of total) in Round 12. Macro-regions where the estimated number of IDPs has increased include the West (from 863,000 in January to 974,000 in May) North (from 604,000 to 773,000) and South of Ukraine (from 496,000 to 504,000). The Central oblasts are now estimated to host approximately 231,000 fewer IDPs compared to January 2023.

Macro-region	% of IDPs location	# est. IDPs per host macro-region
EAST	33%	1,665,000
WEST	19%	974,000
NORTH	15%	773,000
CENTRE	14%	697,000
SOUTH	10%	504,000
KYIV	9%	455,000
Total est. displaced within Ukraine		5,088,000*

* The estimate of the number of displaced populations at the macro-regional level does not include data from the 0.5% of IDP respondents who did not provide location information. Therefore, totals do not sum up to 100%.



INTERNAL DISPLACEMENT FLOWS

RETURNS FROM ABROAD INTO DISPLACEMENT WITHIN UKRAINE

The General Population Survey has served as a key source of return statistics, delivering highly representative estimates of returnee figures since April 2022. To date, however, no estimates existed indicating the number of displaced Ukrainians who have returned to Ukraine without returning to their original places of residence. Based on the IOM definition, this population group falls within the IDP category, and not within the distinct “returnee” category, since no return to their places of habitual residences has taken place. In an effort to contribute to the building of accurate operational population statistics representing the post-February 2022 reality, IOM introduced a new set of questions in Round 13 of the General Population Survey to estimate the number of those who returned to Ukraine from displacement outside of the country, but who remain internally displaced. Please see the separate Returns report to review analysis of data collected through the General Population Survey Round 13 among individuals who have returned to their habitual place of residence following a period of displacement.

The survey results indicate that **7 per cent of the current IDPs in Ukraine had experienced displacement outside of the country for more than two weeks before returning to Ukraine, which corresponds to an estimated 353,000 individuals.** The majority of IDPs in this group originate from oblasts that are currently under partial temporary military occupation by the Russian Federation. While some have relocated to areas near the frontline (e.g., 13% in Kharkivska Oblast), others are dispersed throughout the country, including the West and North macro-regions. Compared to IDPs who did not spend time abroad, this group of IDPs tends to be younger on average, with 80 per cent falling between the ages of 25 and 59. Around half of them now reside in major cities or their suburbs, mirroring the residential patterns observed in the overall displaced population of Ukraine.

Est. 353,000 IDPs
returned to Ukraine from abroad but remain in displacement



The income levels of IDPs who have returned to Ukraine from abroad are comparable to those of other IDPs in Ukraine (refer to page 13), with an average earning that is only half of their pre-invasion income.

Top 5 oblasts of origin among IDPs who returned to Ukraine but not to their places of habitual residence	%
Kharkivska Oblast	29%
Donetska Oblast	20%
Zaporizka Oblast	14%
Khersonska Oblast	9%
Mykolayivska Oblast	6%
Other oblasts	22%

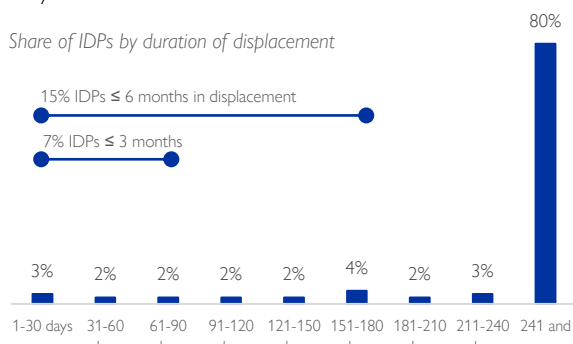
Top 5 oblasts hosting IDPs who returned to Ukraine but not to their places of habitual residence	%
Kharkivska Oblast	13%
Lvivska Oblast	11%
Dnipropetrovska Oblast	9%
Kyiv Oblast	9%
Odesa Oblast	7%
Other oblasts	51%

DURATION OF DISPLACEMENT

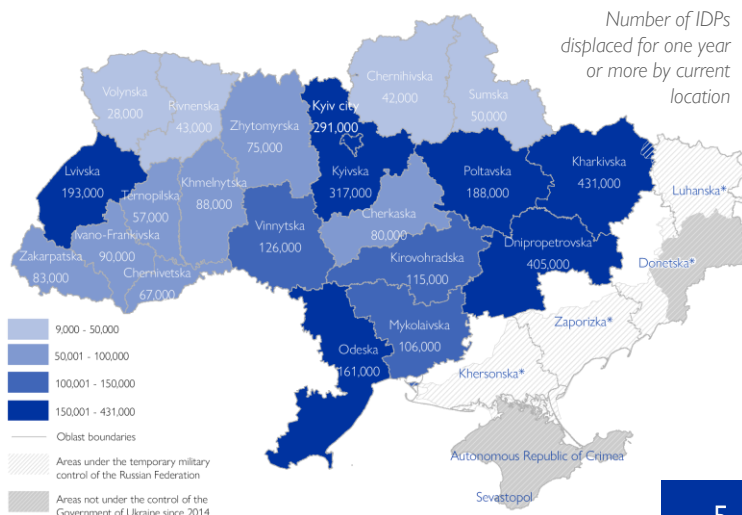
352 average duration of displacement among IDPs in Ukraine (as June 2023)
days

In Round 13, more than half of IDPs (60%) reported having been displaced for one year or longer. Of the remaining share, 32 per cent reported having been displaced more than 90 days.

Share of IDPs by duration of displacement



IDPs currently displaced in Vinnytska, Lvivska, and Kyivska Oblasts reported a higher average length of displacement compared to IDPs residing in other oblasts – one year and more on average.



MOBILITY INTENTIONS

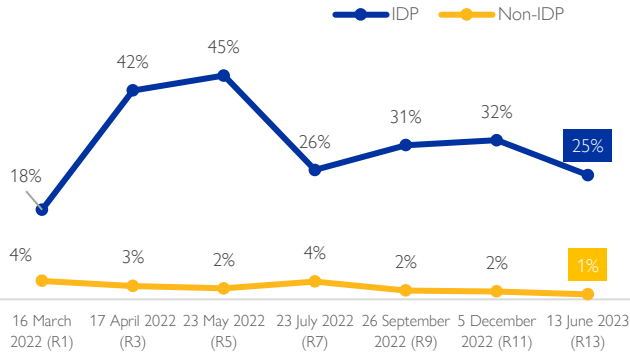
TIMELINE OF INTENDED RELOCATION

In Round 13, one quarter of the displaced population reported that they are considering leaving their current location (an estimated 1.27 million individuals). Among them, 15 per cent of IDPs were planning to leave their current location in one month (est. 196,000 nationwide) among whom 7 per cent intended to do so in the two weeks following the survey (est. 79,000 nationwide). By contrast, among those Ukrainians who had not been displaced, the share of people considering relocation remains stable but very small (around 1% nation-wide).

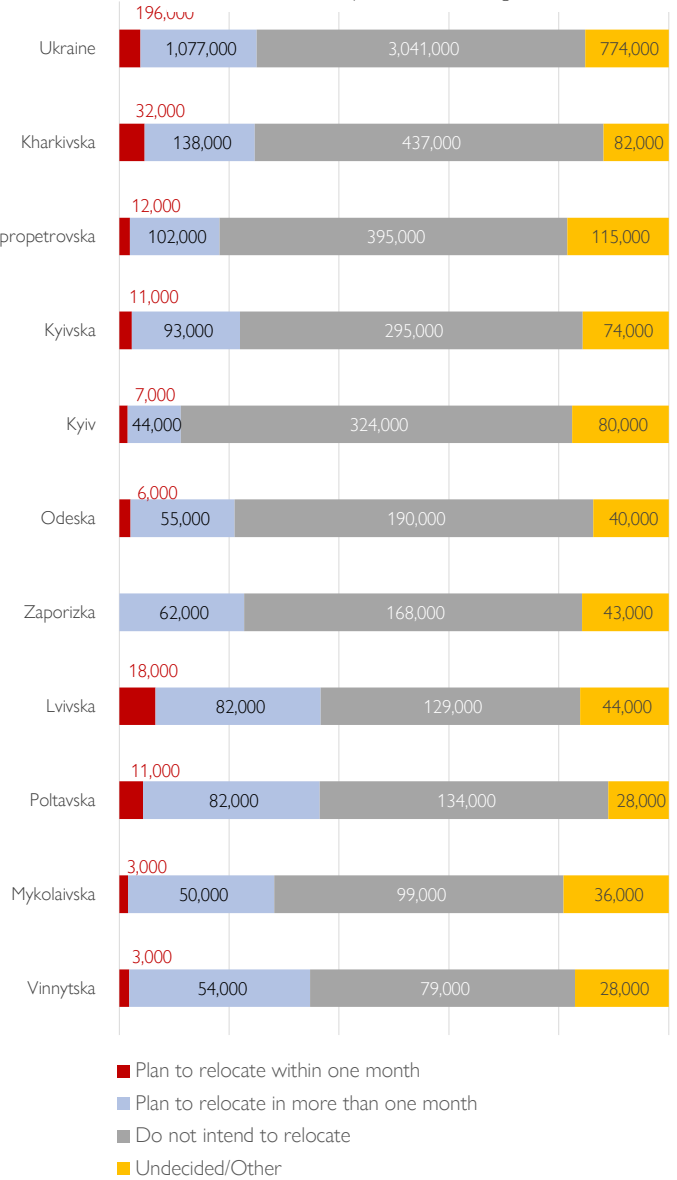
In some oblasts, a larger share of IDPs were considering relocation – in Zakarpatska Oblasts, for instance, 38 per cent of IDPs stated they were currently thinking about relocating (regardless of the destination). Other oblasts where a larger proportion (at least one third) of IDPs are considering relocation include Vinnytska, Zhytomyrska, Ivano-Frankivska, Kirovohradska, Lvivska, Poltavska and Khmelnytska. In all these oblasts, over one-third of IDPs indicated such intention.

Out of the IDPs surveyed, approximately 60 per cent (estimated 3,041,000) indicated that they had no plans to leave their current location at the time of the survey conduction. The largest proportion of IDPs opting to stay in their present location was observed in Kyiv city (estimated 324,000), among the top locations hosting IDPs. On the other hand, Poltavska (estimated 134,000), Lvivska (estimated 129,000) and Vinnytska Oblasts (79,000) had the lowest recorded numbers of IDPs choosing to remain in their current location among the top oblasts hosting IDPs.

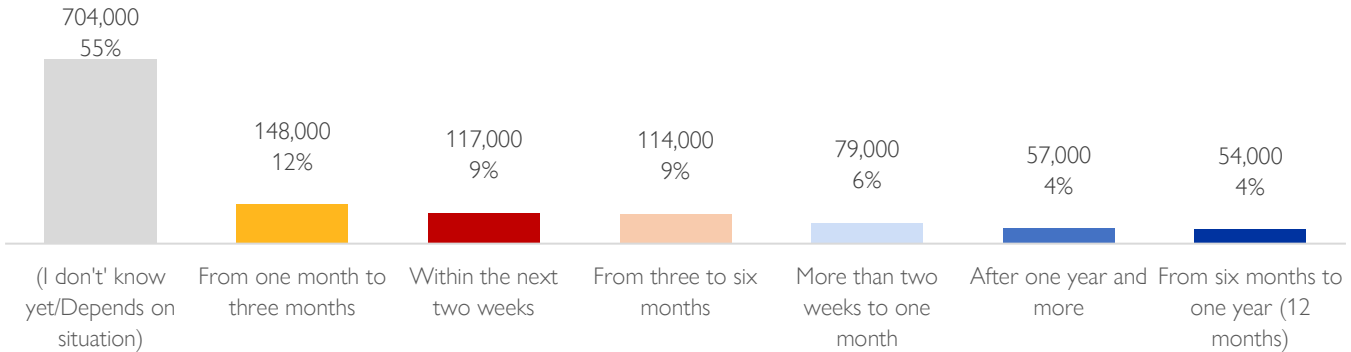
Total shares of IDPs and non-displaced population considering relocation (over time)



Shares of IDPs based on immediate mobility intentions in the top 10 oblasts hosting IDPs with estimates



Intended timeline for relocation among those IDPs considering it (25% of all IDPs), with nation-wide estimates



MOBILITY INTENTIONS

REASONS FOR RETURN

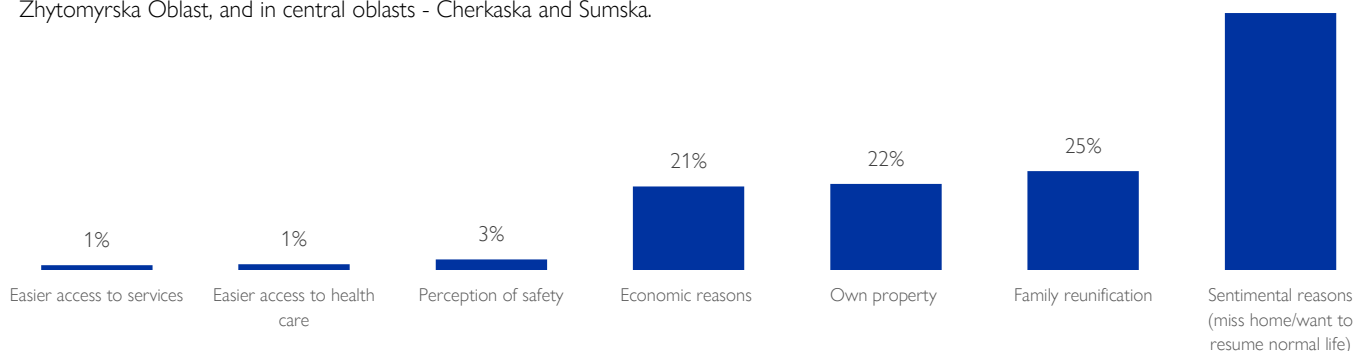
Among the 25 per cent of IDPs considering relocation, the vast majority were considering return to their primary residence (84%). The primary reason for wanting to return was the desire to resume a normal life or missing home and other sentimental reasons (64%), followed by the intention to reunite with their family (25%), owning a property in the place of origin (22%), economic reasons such as the possibility of earning an income (21%), low perception of security in the current location (3%), as well as the inability to access health care, services, and food (less than 1% each) in the current location.

Among the factors that determine the decision to return, the current conditions of displacement seem to have a significant impact. At the oblast level, economic reasons are the most cited push factor among IDPs currently residing in the western oblasts of Ukraine, notably in Volynska, Khmelnytska, Lvivska, but also in the North of the country in Zhytomyrska Oblast, and in central oblasts - Cherkaska and Sumska.

Est. 1.06M IDPs nation-wide
currently considering return to habitual residence

Perception of security was the most mentioned pull factor among all the IDPs currently displaced in Donetska Oblast. IDPs currently displaced in Sumska Oblast mentioned the inability to access services the most, while concern about access to utilities (electricity, gas, water) was the most mentioned by IDPs currently in Chernihivska Oblast.

Main reasons reported by IDPs for considering return



BARRIERS TO RETURN

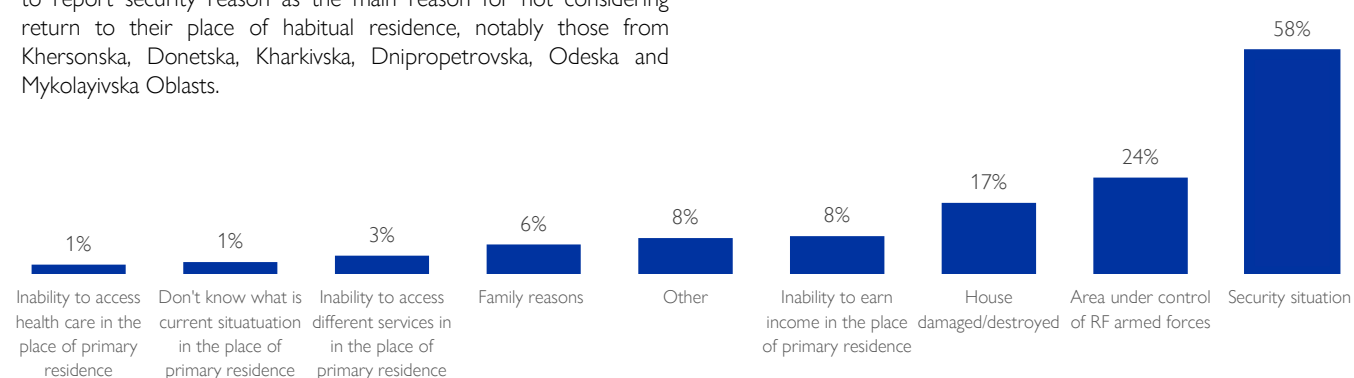
Among those IDPs who are currently considering to relocate but not return to their place of habitual residence (estimated 205,000 country wide), more than half (58%) reported security reasons related to the ongoing war (including active fighting, threat of airstrikes and other safety) as the most important barrier to return. This was followed by nearly a quarter (25%) reporting that their home is under the temporary control of the military forces of the Russian Federation (RF) and 17 per cent reporting that their home has been damaged/destroyed. Other reasons reported were the inability to receive an income, family reasons, difficulty in accessing health services in areas of origin, as well as lack of knowledge of the current security situation in the place of habitual residence.

IDPs originating from southern and eastern oblasts were most likely to report security reason as the main reason for not considering return to their place of habitual residence, notably those from Khersonska, Donetska, Kharkivska, Dnipropetrovska, Odeska and Mykolayivska Oblasts.

Est. 205,000 IDPs
currently considering relocation but not return

While IDPs originating from Mykolaivska and Kyivska Oblasts were most likely to report damage and destruction of their houses as the main reasons for not considering return to their place of habitual residence, those originating from Zaporizka, Luhanska and Khersonska Oblasts were most likely to report the area being under the control of the RF armed forces as a main reason for not returning home.

Main reported reasons for not considering return while considering relocation



MOBILITY INTENTIONS

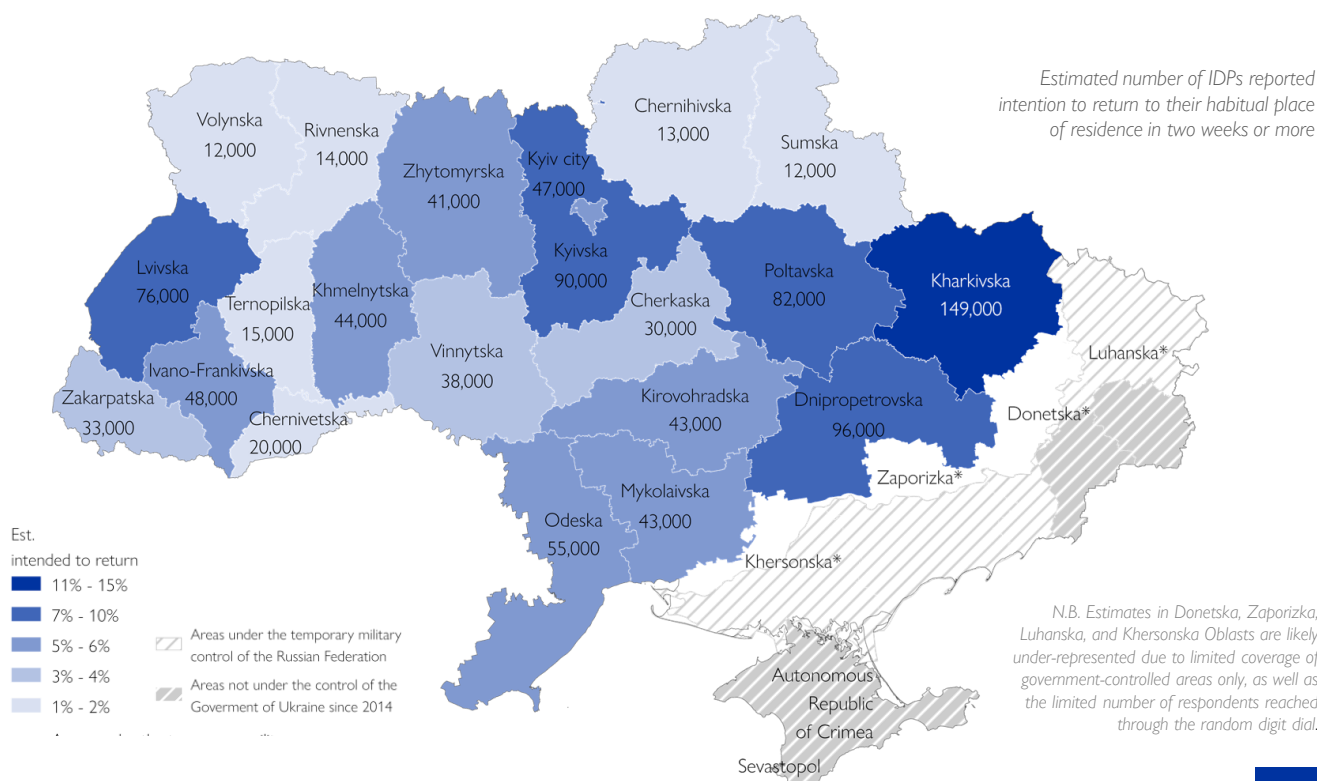
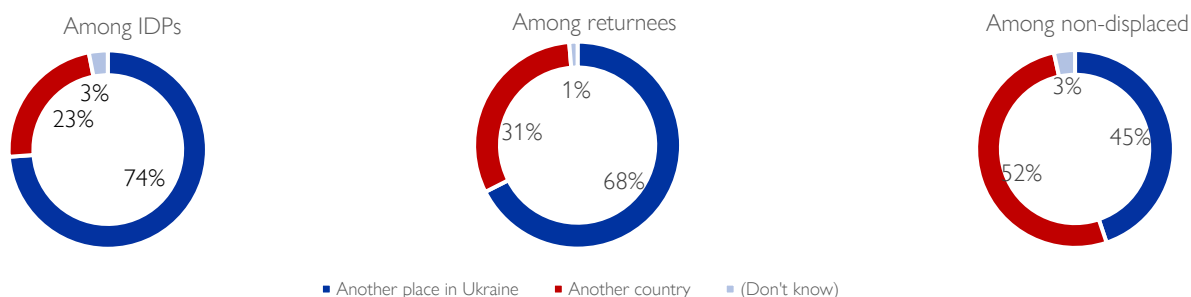
INTENDED DESTINATIONS for IDPs CONSIDERING MOVEMENT

RETURN Among those IDPs who are currently considering leaving their current location, the vast majority (84%) are considering returning to their habitual place of residence (est. 1,068,000). Most immediately, an estimated 79,000 individuals were planning to return home within two weeks of the time of the interview. The plan to return within a very short time frame was most prominent among IDPs residing in Zakarpatska, and Cherkaska Oblasts. Among IDPs intending to return within the next month, Kharkivska and Donetsk Oblasts were most common destinations – places of habitual residence.

RELOCATION WITHIN UKRAINE Among the IDPs considering relocation from their current location but not return, 74 per cent intend to move to a different location in Ukraine while 23 per cent intend to move abroad. Within Ukraine, the top five destination oblasts indicated were Kyivska (17%), Kharkivska Oblasts (15%), Kyiv City (15%) and Odeska Oblast (10%). Ten cent of those planning to move from their current location do not know where to move.

RELOCATION ABROAD Among IDP respondents considering moving, but not returning to the primary residence (10% of IDPs surveyed), three quarters (74%) consider relocation within Ukraine, while 23 per cent are considering moving abroad - this represents a slight decrease compared to the results of last round of survey in January 2023 (26%). In comparison, the non-displaced population is more likely to be considering a move to another country (52%, stable since 51% from last round in January 2023). Among those IDPs considering a move abroad, 73 per cent indicated a country within the European Union, with Germany mentioned most frequently by respondents, followed by virtually equal shares for Belgium, France, Italy, Poland and The Netherlands. However, one fifth (20%) reported they do not yet know which country to move to. Among IDPs intending to relocate but not return, a higher share of those residing in Mykolaivska, Kyivska and Donetsk Oblasts mentioned moving abroad, respectively – compared to smaller shares of IDPs in other locations. Women and men indicated a possible move abroad almost equally often. Similarly, women and men almost equally mentioned moving to an EU country (75% vs. 71% respectively).

Intended destination among those considering relocation, but not to their habitual place of residence by group



DEMOGRAPHICS

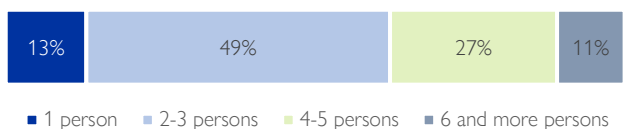
Following Round 13 of the survey, IOM in cooperation with the UN Population Fund (UNFPA) revised the questions identifying the characteristics of IDP households. This enabled the production of an estimated demographic breakdown of the displaced population, including enhanced insights into the prevalence of vulnerabilities and composition of displaced households.

HOUSEHOLD COMPOSITION

Number of internally displaced children by household



Households size (households consist only of IDPs)



Seventy-eight percent (78%) of IDPs interviewed resided in households comprised solely of other IDPs, while 22 per cent confirmed living in mixed households with individuals who were not displaced by the war since 24 February 2022.

3.30 average IDP household size (IDP-only households) as of 14 June 2023

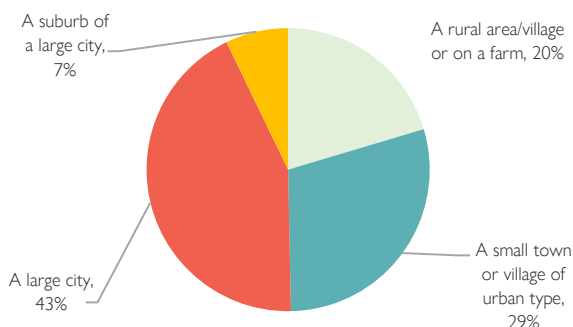
1.57 average number of children per IDP-only household as of 14 June 2023

78% households consisting exclusively of IDPs as of 14 June 2023

50% households have at least one vulnerable member (people with disabilities or chronically ill) as of 14 June 2023

N.B. Households with IDPs only

Share of IDP respondents by type of settlement they currently reside in




Estimated group size	Female	Male	Total
Infants	0.6%	1.0%	0.8%
1-5 years old	4.8%	7.6%	6.0%
6-10 years old	6.7%	10.2%	8.2%
11-17 years old	8.4%	11.9%	9.9%
Adults 18-29	11.6%	13.1%	12.2%
Adults 30-39	16.8%	15.3%	16.1%
Adults 40-49	16.2%	13.6%	15.1%
Adults 50-59	12.0%	10.6%	11.4%
Elderly (60+)	23.1%	16.8%	20.4%
Total	57.6%	42.4%	100.0%

Estimated group size	Female	Male	Total
Infants	13,000	17,000	30,000
1-5 years old	109,000	128,000	237,000
6-10 years old	153,000	171,000	324,000
11-17 years old	191,000	201,000	392,000
Adults 18-29	265,000	220,000	485,000
Adults 30-39	385,000	256,000	641,000
Adults 40-49	372,000	229,000	601,000
Adults 50-59	274,000	178,000	452,000
Elderly (60+)	528,000	283,000	811,000
Total	2,290,000	1,683,000	3,973,000*

N.B: *The description of the characteristics of IDP household members is based solely on the data for those household members who do not live at their primary residence because of the war (78% of all the IDPs households).

HOUSEHOLD VULNERABILITIES

The share of IDPs who report one or more of their current household members fall within one of the following vulnerability categories (read as: "42% of IDP respondents indicate that at least one member of the family currently with them is a child between ages of 5 and 17"):

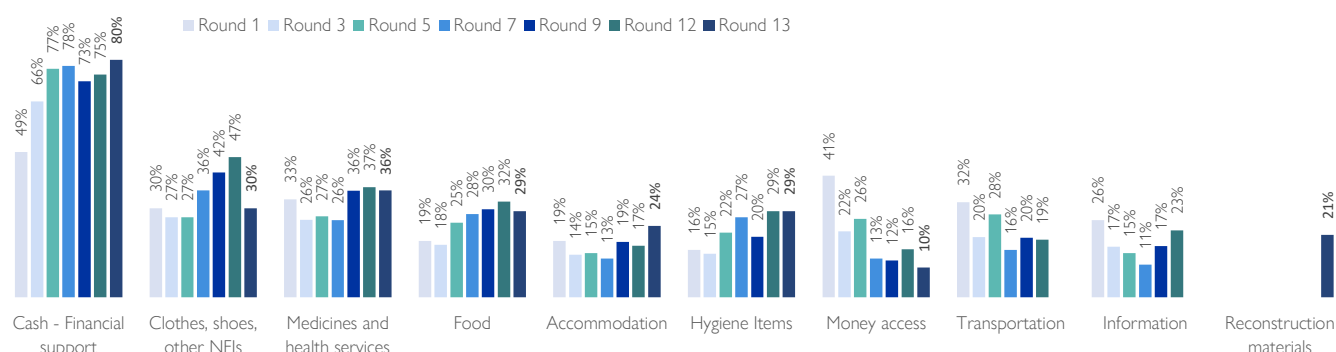


Note: The description of the characteristics of IDP household members is based solely on the data for those household members who do not live at their place of habitual residence due to the war.

IDP NEEDS OVER TIME

With close to one year of average displacement duration for IDPs in Ukraine, most needs have become more prevalent over time, with only the need for transportation and access to money (e.g. access to banks or functional ATMs) decreasing since the crisis began. Most prominently, the need for cash (financial support) has continued to increase as a key need (with 80% of IDPs confirming this need in R13, compared with 75% in R12). It should be noted that the need for reconstruction materials has been added to the survey for the first time in Round 13, with 21 per cent IDPs affirming this need, perhaps linked to the need to start a new life or to guarantee a minimum standard of living. In line with findings from earlier rounds of the General Population Survey, women systematically express higher needs, except in categories related to reconstruction and access to money.

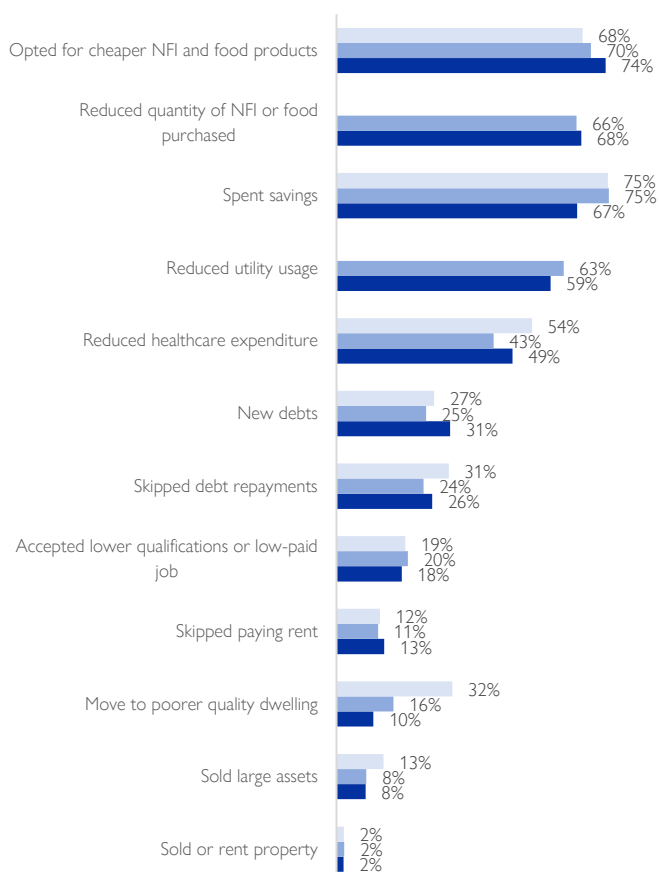
IDP main needs over time ↓



↑ Share of respondents indicating needs, by displacement status

	IDPs	Returnees	Non-displaced
Food	29.3%	16.6%	13.3%
Medicines and health services	36.1%	22.8%	21.6%
Hygiene items	29.0%	12.3%	9.7%
Accommodation	23.8%	6.1%	3.3%
Cash - financial support	80.1%	58.2%	54.0%
Clothes, blankets, and other NFIs	29.8%	12.4%	9.5%
Access to money	10.4%	7.7%	5.5%
Repair materials	20.7%	27.3%	24.5%

COPING MECHANISMS



The General Population Survey systematically monitors the coping mechanisms adopted by IDPs or their family members in the past 30 days to fulfill their basic household needs, as these actions have the potential to exacerbate vulnerabilities among those already vulnerable. Reduction in quantity and quality of products purchased (both food and NFIs) continues to feature as a coping mechanism deployed by the vast majority of IDPs nation-wide. The continued depletion of savings is mentioned less frequently in Round 13, likely due a significant proportion of IDP households no longer having any savings to dip into.

Interesting trends emerge in gender analysis: Compared to male IDPs, female IDPs more frequently reported skipping rent payments, accepting lower-paying jobs, moving to poorer-quality accommodation, and utilizing savings, if available, as a means of fulfilling basic household needs with available income, more. Male IDPs, on the other hand, were slightly more likely to report skipping debt repayments or selling household goods and other large assets.

There is only minor regional variation in the extent to which local IDPs deploy coping strategies. IDPs in Khersonska, Odeska, and, interestingly, Zakarpatska Oblasts, tend to report deployment of coping strategies more frequently than IDPs in other oblasts.

Legend: Round 8 (August 2022), Round 11 (December 2022), Round 13 (June 2023)

Share of IDPs who reported adopting coping mechanism to meet basic needs in the last 30 days

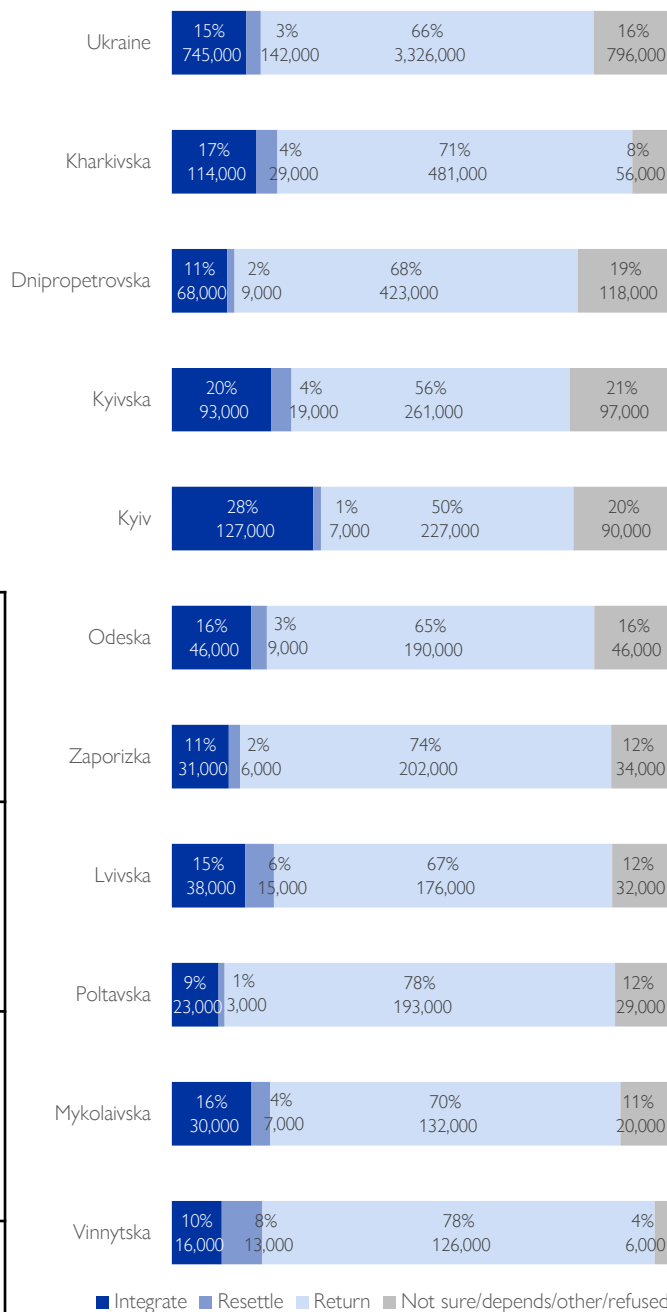
LONG-TERM INTENTIONS – DURABLE SOLUTION PATHWAYS

Of the IDPs who do not plan to relocate, one fifth (15%, est. 745,000) plan to integrate into their current location and build a future life there, followed by 3 per cent (est. 142,000) who also plan to integrate, but in a place other than their current location or habitual place of residence (so called resettlement). Sixty-six per cent plan to return eventually (est. 3.3M), representing a sharp decrease from all earlier rounds of this survey, in all of which over 70 per cent of IDPs were eventually planning to return.

Sixty-two per cent of female IDPs reported long-term plans to return compared to male IDPs (52%). Respondents with children in their household were also more frequently reported return as the desired durable solution. Within the subsample of IDPs who have children in their households (53%), 62 per cent reported that they ultimately plan to return to their habitual residence. Among IDPs living in households with elderly, 64 per cent stated they would like to return.

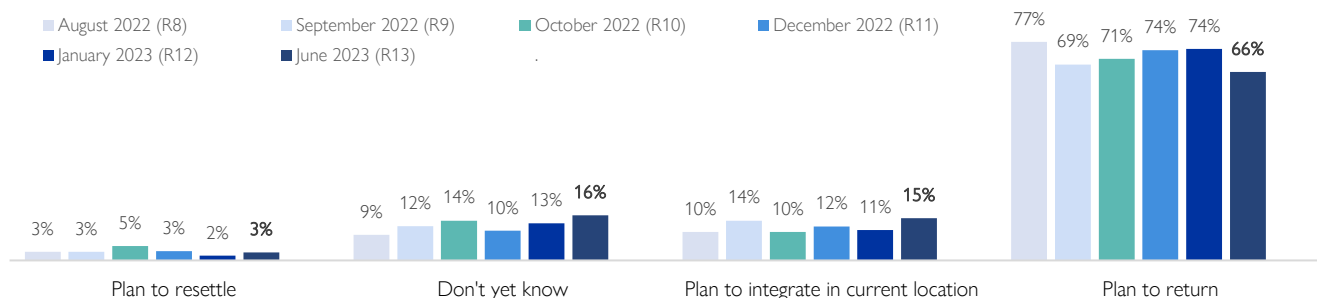
Among the top 10 oblasts of displacement, the highest share of IDPs intending to integrate locally is among IDPs who reside in Kyiv city (31%) and Kyivska Oblast (24%). However, high shares were also recorded in the eastern and southern oblasts, particularly in Odeska, Mykolaivska (20% each) and Kharkivska (21%) Oblasts.

IDP respondents shares, and max. population estimates by durable solutions preference in the top 10 oblasts of displacement and nationwide



Projected Return caseload	3,326,000 IDPs
<i>IDPs who remain in displacement with the intention to seek return as a durable solution – an estimate of potential future number of IDPs on the return pathway.</i>	
Local Integration stock	745,000 IDPs
<i>IDPs who are seeking integration as a durable solution to their displacement in their current location, and thus are already on a pathway to a solution to their displacement</i>	
Projected Resettlement caseload	142,000 IDPs
<i>IDPs who remain in displacement with the intention to seek resettlement to another location as a durable solution – an estimate of potential future number of IDPs on the resettlement pathway.</i>	
Durable Solutions preference not yet determined	875,000 IDPs (of whom 79K currently relocating and 796K don't know)

Share of IDP respondents by durable solutions preference

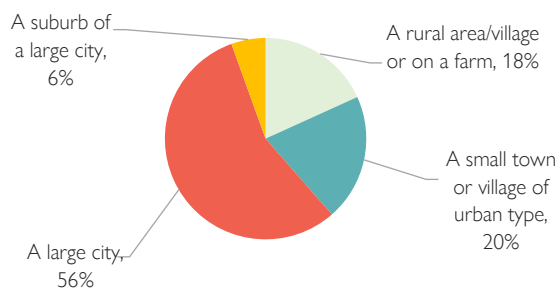


DURABLE SOLUTION PATHWAYS : PROFILE OF IDPs INTENDING TO INTEGRATE

The majority of IDPs who intend to integrate in their current locations live in urban settlements (56%). Within the subsample of IDPs who intend to integrate, households are composed of an estimated 110,000 of school-aged children (5-17 years old), an estimated 418,000 are adults of working-age.


Estimated group size	Female	Male	Total
Infants	1.4%	0.6%	1.0%
1-5 years old	6.9%	10.3%	8.4%
6-10 years old	5.8%	10.3%	7.8%
11-17 years old	7.1%	6.9%	7.1%
Adults 18-29	16.8%	20.0%	18.3%
Adults 30-39	18.4%	17.8%	18.1%
Adults 40-49	12.7%	12.5%	12.6%
Adults 50-59	10.8%	9.4%	10.2%
Elderly (60+)	20.0%	12.2%	16.5%
Total	54.7%	45.3%	100.0%

Share of IDP who consider integration pathway respondents by type of settlement they currently reside in



HOUSEHOLD VULNERABILITIES

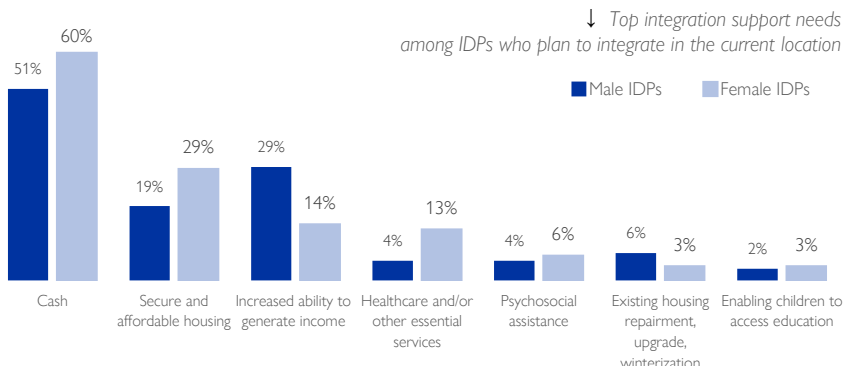
The share of IDPs who reported that one or more of their current household members fall within one of the following vulnerability categories (read as: "40% of IDP respondents indicate that at least one member of the family currently with them is a child between ages of 5 and 17"):



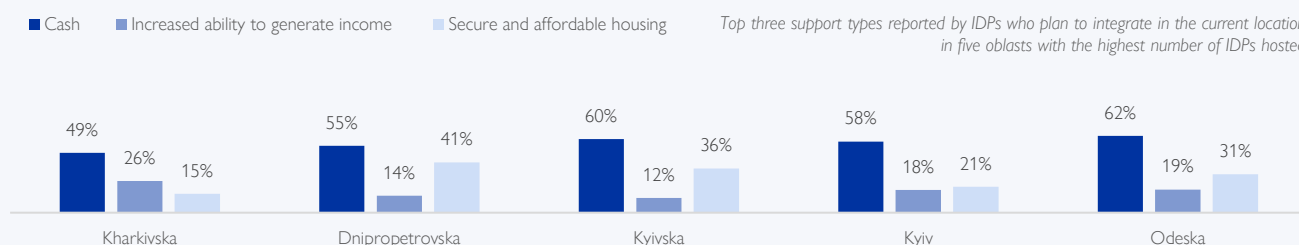
Estimated group size	Female	Male	Total
Infants	6,000	2,000	8,000
1-5 years old	28,000	35,000	63,000
6-10 years old	23,000	35,000	58,000
11-17 years old	29,000	23,000	52,000
Adults 18-29	69,000	67,000	136,000
Adults 30-39	75,000	60,000	135,000
Adults 40-49	52,000	42,000	94,000
Adults 50-59	44,000	32,000	76,000
Elderly (60+)	82,000	41,000	123,000
Total	408,000	337,000	745,000

IDP INTEGRATION NEEDS

IDPs who expressed a plan for local integration were asked about their integration support needs (What support do you need to integrate?). While cash support is the most mentioned integration need (56%) from the entire subsample, a third of displaced males also expressed a need for support to increase their chances of securing an income (for example, through vocational training). Displaced women more frequently reported the need to access safe and affordable housing, as well as essential health care and other services.



Top three support types reported by IDPs who plan to integrate in the current location in five oblasts with the highest number of IDPs hosted



DURABLE SOLUTION PATHWAYS : THE IASC CRITERIA

Supporting IDPs in achieving lasting solutions to internal displacement requires a thorough analysis of their unique needs and vulnerabilities within their specific context. This section serves as an initial overview of the challenges encountered by the displaced population, with a particular emphasis on the eight criteria outlined in the Inter-Agency Standing Committee's (IASC) Framework on Durable Solutions for IDPs. To evaluate progress towards durable solutions, IOM has developed a set of questions that provide a preliminary assessment of these criteria within the Ukrainian context. These questions cover vital aspects such as safety and security, living standards, livelihood opportunities, access to documentation, participation in public affairs, and family reunification.

At the national level, the primary concerns for the displaced population revolved around safety and security, participation in

NOTE: As a key follow up to the *Data for Solutions* Symposium organized by IOM under the aegis of the United Nations Resident Coordinator's office in Ukraine (RCO), a Roadmap to a Joint Analytical Framework on Durable Solutions to Internal displacement in Ukraine is under development. Once the joint framework is developed, IOM shall include the collectively agreed-upon indicators in the General Population Survey. See the Symposium report and recommendations [here](#).

community life and resolving community issues, and coverage of basic expenses. On the other hand, criteria related to essential services like drinking water, sanitation, healthcare, schooling, and communication networks were comparatively less prominent.

IDPs self-assessment according to IASC DS framework criteria (national level)



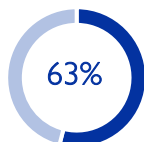
*N.B. Data are given in relation to those who reported being separated from family members during the war (47% of the entire sample and 44% of those who plan to integrate in their current location).

Respondents rated their access to services, goods, and community participation on a scale from 0 (not easy) to 10 (very easy). Security incidents were assessed on a scale from 0 (never) to 10 (always), indicating the perceived frequency. Family unity was evaluated through questions about separation from other members and subsequent reunification. Responses were categorized as low (points 10-6), medium (point 5), and high (points 4-1) levels based on specific needs and vulnerabilities for analysis and reporting purposes.

DURABLE SOLUTIONS SPOTLIGHT: THE IASC CRITERIA

This section examines in depth data collected relevant to each of the criteria outlined by the IASC Framework on Durable Solutions for IDPs for durable solutions* among a **specific sub-sample of IDPs who are already on their “solutions pathway” – those who intend to integrate into their current location.**

SAFETY AND SECURITY



of IDPs who intend to integrate in their current location reported frequently experiencing security incidents related to the ongoing war.

Clearly reflecting the recent dynamic of the war, those currently displaced in the eastern and southern macro-regions, notably in Kharkivska, Dnipropetrovska Oblasts, as well as Kyivska oblast and Kyiv city, reported a higher occurrence of such incidents compared to those currently displaced in the central and western macro-regions.

Regardless of current location, female IDPs reported a higher frequency of incidents compared to their male counterparts. Similarly, regardless of current location, IDPs originally from southern and eastern oblasts reported experiencing a higher frequency of security incidents.

ACCESS TO LIVELIHOODS

Among IDPs intending to integrate into their current location, approximately 22 per cent reported facing difficulties in **covering basic expenses**. Specifically, IDPs currently displaced in the eastern macro-region, including Kharkivska, Zaporizka, Kyvska, and Dnipropetrovska Oblasts, as well as those in the city of Kyiv, highlighted their inability to meet basic expenses easily.

Certain subgroups, particularly female IDPs, IDPs aged between 35 and 59, and those residing in larger cities, reported encountering greater difficulties in this regard.



19% IDPs wanting to integrate in large cities and their suburbs reported struggling to cover the costs of their basic expenses.



27% IDPs wanting to integrate in small towns and rural areas reported struggling to cover the costs of their basic expenses.

FAMILY REUNIFICATION

IDPs residing and intending to integrate in the macro-regions of Kyiv, South, and East report the highest rates of **family separation**. This situation is particularly prominent in the city of Kyiv, as well as in Kyivska, Odeska, Kharkivska, Dnipropetrovska, and Mykolaivska Oblasts, with over half of locally integrating IDP still awaiting reunification with their families.

IDPs originally from the southern and eastern regions, especially Kharkivska, Luhanska, Donetsk, and Khersonska Oblasts, report the highest rates of family separation, with more than half still in the process of reuniting. Furthermore, a greater proportion of female IDPs who wish to integrate locally reported having being separated from their families, and among them, one-third are still awaiting reunification.

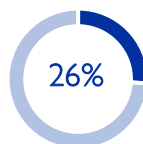
ADEQUATE STANDARD OF LIVING

Overall, 5 per cent of IDPs on the integration pathway reported facing difficulties in **accessing basic services** (clean water, sanitation, healthcare, school, communication networks, etc.).

Additionally, 6 per cent of IDPs mentioned having problems accessing food for themselves and their family. The South macro-region had the highest proportions of IDPs facing challenges in **accessing food** (12%), but the highest proportion of integrating IDPs struggling in this regard was recorded in Donetsk Oblast.

Lack of **adequate accommodation** was also indicated by 15 per cent of IDPs in their location of integration. Lack of adequate housing was most prevalent among IDPs integrating in the East macro-region (19%), with the highest recorded share among IDPs in Kharkivska Oblast (26%). The shares of IDPs reporting inadequate access to suitable accommodation were similar across gender and age groups.

PARTICIPATION IN PUBLIC AFFAIRS



of IDPs who intend to integrate reported it was very difficult for them to participate in public affairs and in resolving community issues in their current location

On average, female IDPs on the integration pathway reported encountering greater difficulties than male IDPs.

Issues with **participating in community council meetings, committees, neighborhood councils, cooperatives, school boards, etc.** were most prominent among IDPs integrating in Lvivska and Kyivska Oblasts where 37 per cent and 38 per cent integrating IDPs reported difficulties, respectively.

The proportions of IDPs reporting difficulty in involvement in public affairs did not differ by gender and age and were close to the country's value.

DOCUMENTATION

Eight per cent of IDPs intending to locally integrate reported encountering difficulties in **accessing documentation, including obtaining certifications for personal identification, education level, and professional experience**. Specifically, displaced people currently residing in the eastern oblasts, particularly in Dnipropetrovska and Kharkivska Oblasts, as well as in the city of Kyiv, faced these challenges to a greater extent.

Similarly, IDPs from the eastern and southern macro-regions, specifically from Donetsk, Kharkivska, Khersonska, Luhanska, Zaporizka, and Mykailovska Oblasts, as well as Kyiv city, who intend to locally integrate, reported facing greater difficulties in terms of access. Among those who encountered major obstacles, the greatest portion resided in large cities.

*The analysis and survey reflect seven out of the eight IASC Durable Solutions criteria, as it was deemed that timing was not yet fit for assessing the IDPs access to effective remedies and justice (Criterion #8).

ACCESS TO LIVELIHOODS AND EMPLOYMENT

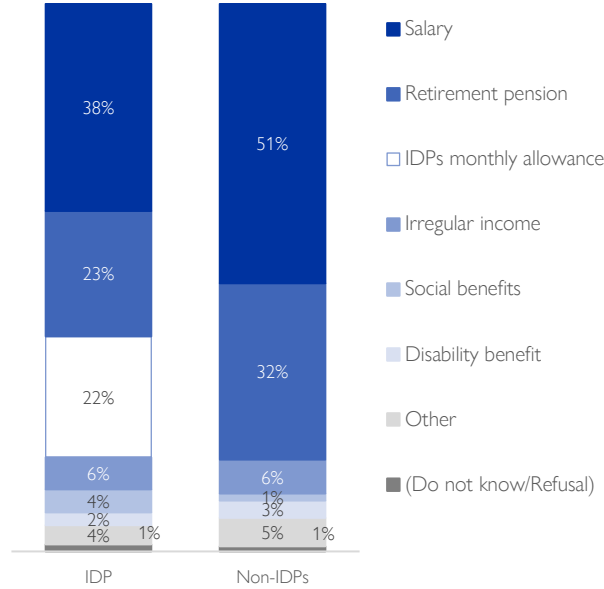
HOUSEHOLD INCOME SOURCES

Fifteen months after the outbreak of the war and the subsequent displacement crisis, IDPs economic resources continue to face significant challenges. Encouragingly, Round 13 showed an increase in the proportion of IDPs reporting regular salary as the main source of household income compared to Round 12 (38% and 30% in R12), indicating that 8 per cent of IDP households currently have an economically active adult who receives regular salary. However, the percentage of IDP households primarily relying on a regular wage is significantly lower still compared to the non-displaced population (38% vs. 50% respectively). The same pattern is observed for pension, the second most mentioned source of income with non-displaced households relying on pension at a higher rate than IDP households (32% vs.. 23% respectively).

Overall, one in five displaced persons indicated the IDP Livelihood allowance (monthly) as their primary source of income for their families. This proportion was notably higher among displaced people living in households with children, of whom one-third (30%) rely primarily on the IDP allowance.

Analyzing gender differences, displaced men reporting for their households were more likely than females to indicate regular wages as their main source of household income (45% vs. 34%, respectively). Conversely, displaced women more commonly cited monthly IDP allowances, pensions, and other social benefits, including payments for the low-income families and children. Among IDPs respondents living in households entirely composed of women, almost one-third (28%) reported relying on IDPs benefits provided by the state. Reliance on regular wages was highest for IDPs currently residing in Khersonska Oblast, Kyiv city and Mykolaivska Oblast, as well as Lvivska and Rivnenska Oblasts.

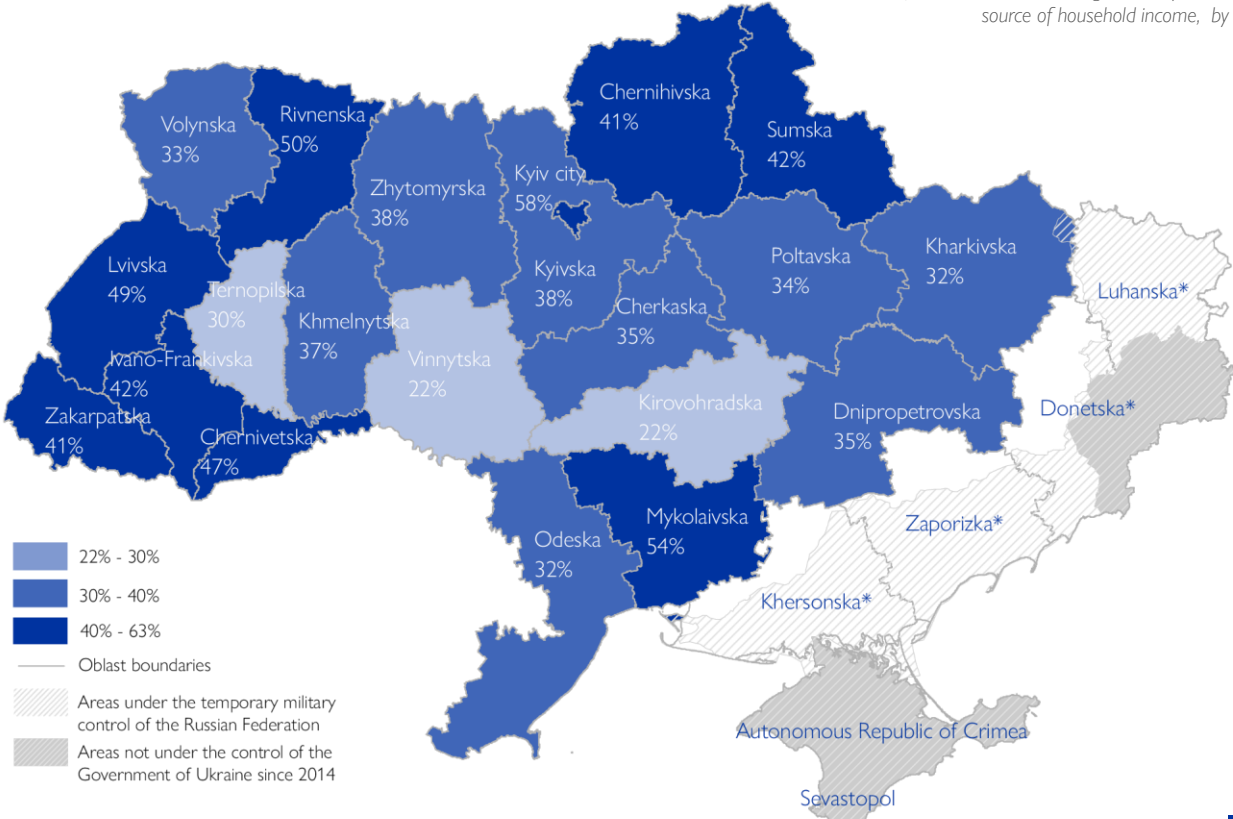
Main sources of household income as reported by IDPs and non-IDPs*



* The non-IDPs figure does not include the returnee population.

On the other hand, IDPs currently displaced in eastern oblasts, especially Zaporizka, Kharkivska and Donetsk Oblasts, along with those in Vinnytska, Kirovohradska and Sumska Oblasts, the monthly IDP allowance was the second most frequently cited source of income, with at least a third reporting it in each location.

Share of IDP households with regular salary as their main source of household income, by oblasts



ACCESS TO LIVELIHOODS AND EMPLOYMENT

INCOME AND LIVING CONDITIONS

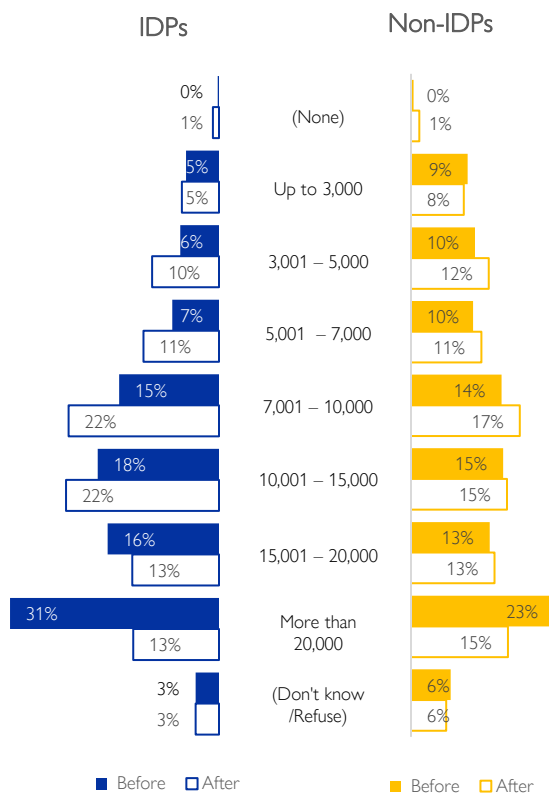
54% of IDPs who relied on the displacement allowance reported having income per one household member equal to or less than UAH 2,600 (≈ the **actual subsistence minimum** as of June 2023)*

65% of IDPs whose income level per household member was equal to or less than UAH 4,666 (≈ the **real subsistence minimum** published by the Ministry of Social Policy in January 2022)*

In Round 13, respondents were asked about their household income level, both now and before the war started in February 2022. Nationwide, 16 per cent of displaced respondents said that their households' combined monthly income level was no more than UAH 5,000, equivalent to USD 135. Conversely, among the non-displaced population, the percentage was slightly higher with 21 per cent reporting that they have a household income of no more than UAH 5,000. Among the groups surveyed, it is evident that the non-displaced population exhibits a lower household combined income in comparison to IDPs.

However, when analyzing only the top five oblasts of displacement, a higher percentage of IDPs reported having an income per family member of UAH 2,500 or less (the minimum subsistence level of UAH 2,589 set by the Government of Ukraine) than the non-displaced population. The only exception was Kyivska Oblast, where the share was almost equivalent. In western oblasts, notably in Zakarpatska, Lvivska, Chernivetska and Khmelnytska Oblasts, a higher share of non-displaced persons reported income per household member of UAH 2,500 or less than IDPs. This discrepancy can be attributed to the government's provision of a monthly allowance for IDPs, which it does not provide to non-displaced persons. Unequal access to assistance, both in the form of cash and non-monetary support, despite the needs expressed by different population groups, could be a contributing factor to the exacerbation of existing or latent tensions between communities in the long-term.

IDPs and non-IDPs household income level in UAH before and after February 2022



* N.B. UAH 2,589 is reflected in the Law of Ukraine, under the "State Budget of Ukraine for 2023 (Article 7)". To date, the Ministry of Social Policy (MoSP) has not yet updated its UAH 4,666 reflects the latest value of the real subsistence minimum calculated and published by the MoSP calculated based on the consumer basket in real market prices, dated by January 2022.

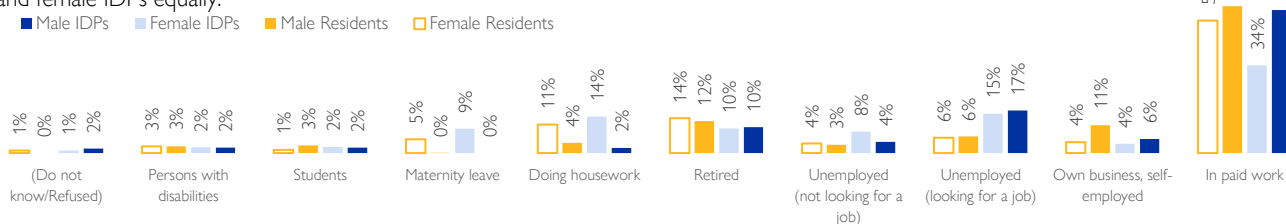
EMPLOYMENT

Nationwide, less than half of IDPs (40%) reported being currently employed, including 4 per cent who are self-employed. In comparison, the non-displaced population has a higher employment rate of 50 per cent. Prior to February 24, 2022, a larger proportion of currently displaced individuals (62%) had reported having worked for at least 30 days, in contrast to 53 per cent of non-displaced individuals. This indicates that for IDPs, displacement has presented greater challenges in terms of finding job opportunities since the onset of the war.

It is important to note that nearly all (90%) of the previously employed IDPs who are currently inactive, including those seeking work, not seeking work, and engaged in housework, lost their jobs directly due to the war. This loss of employment affects both male and female IDPs equally.

Male IDPs aged 18-64 had a higher employment rate, more than half (55%) reporting being employed, while only 34 per cent of female IDPs in the same age group reported the same. The rates of unemployment while actively seeking a job were similar for both genders (17% for males and 15% for females). Furthermore, a greater percentage of IDPs are currently unemployed, with 14 per cent actively seeking work (compared to 5% for non-IDPs), and 6 per cent not actively seeking employment (compared to 3% for non-IDPs).

Shares of male and female among IDP and residents' respondents aged 18-64 by current employment status



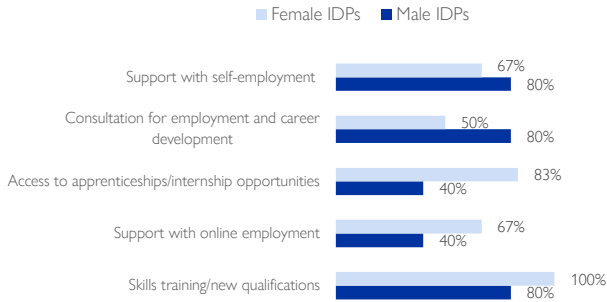
ACCESS TO LIVELIHOODS AND EMPLOYMENT

Comparing between IDPs residing in different oblasts, IDPs in the city of Kyiv, followed by Khersonska and Mykolaivska Oblasts reported the highest employment rates (56-58%). Moreover, approximately half of the displaced aged between 18 and 64 in the southern regions reported having a job, whereas the percentage was significantly lower in other macro-regions, where out of the total number of IDPs interviewed in each area, around 30 per cent stated that they were employed.

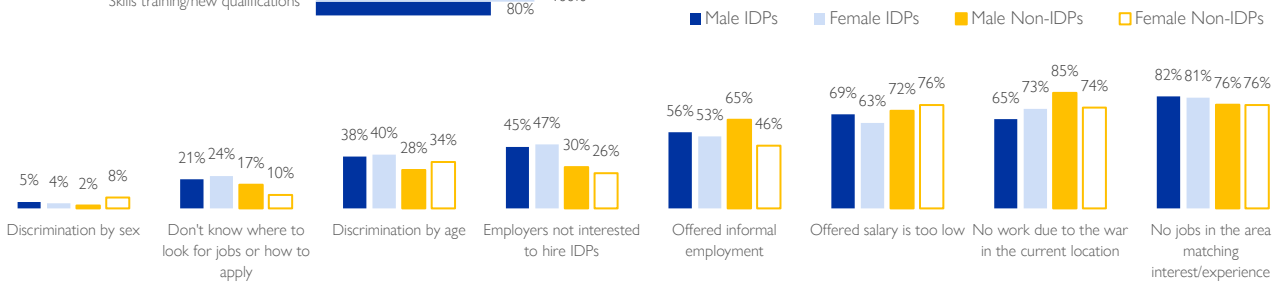
Zaporizka, Sumska, and Dnipropetrovska Oblasts had the highest proportion of IDPs who identified themselves as unemployed but actively searching for a job (21%, 19%, and 19%).

The non-displaced population also faces challenges in accessing the labor market. Both male and female displaced individuals, as well as the non-displaced population, encounter similar difficulties. However, non-displaced women report a higher proportion of discrimination based on gender during job searches compared to other groups, while non-displaced men more frequently mention the lack of job opportunities due to the ongoing war in their current location.

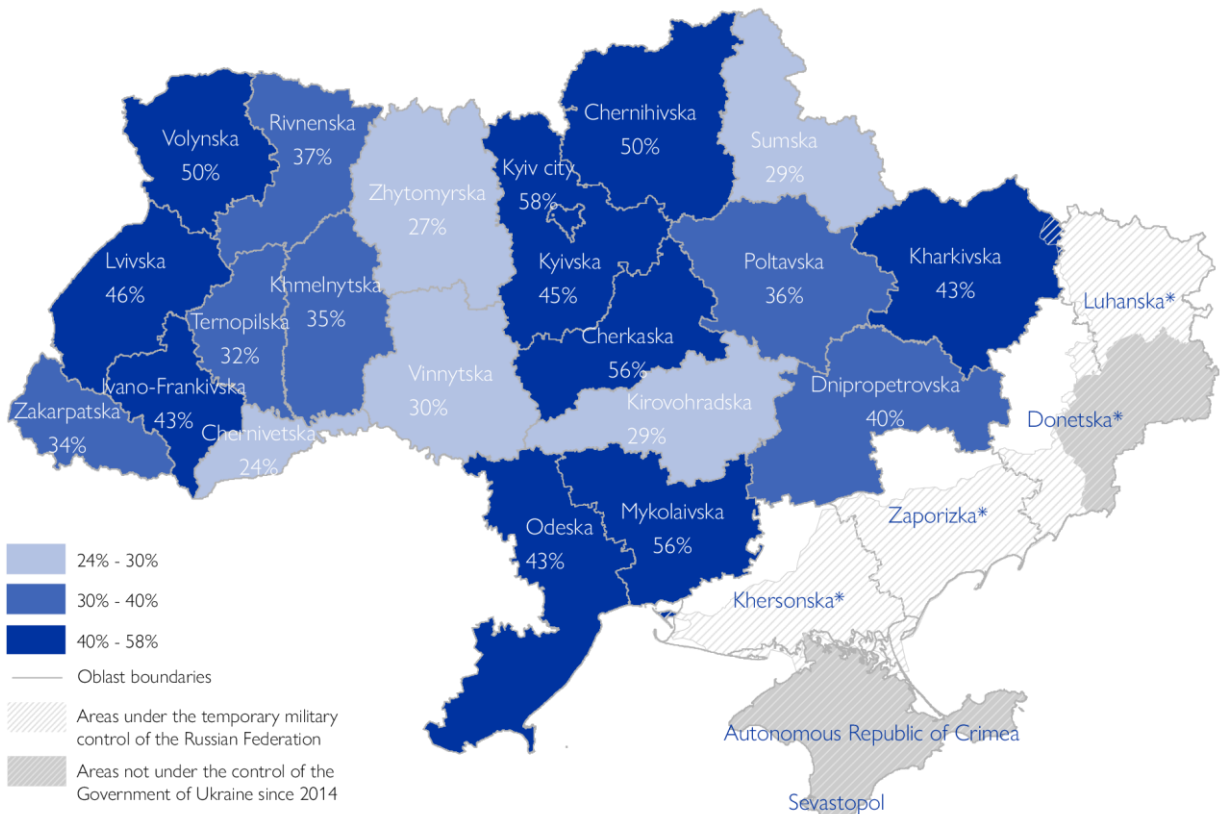
Type of employment support reported as needed by unemployed IDPs who do not intend to return home, by sex



Difficulties faced by unemployed IDP and non-IDP when looking for a job by sex (multiple could be reported by each respondent)



Share of IDPs respondents aged 18-64 who are currently employed by current oblast of displacement



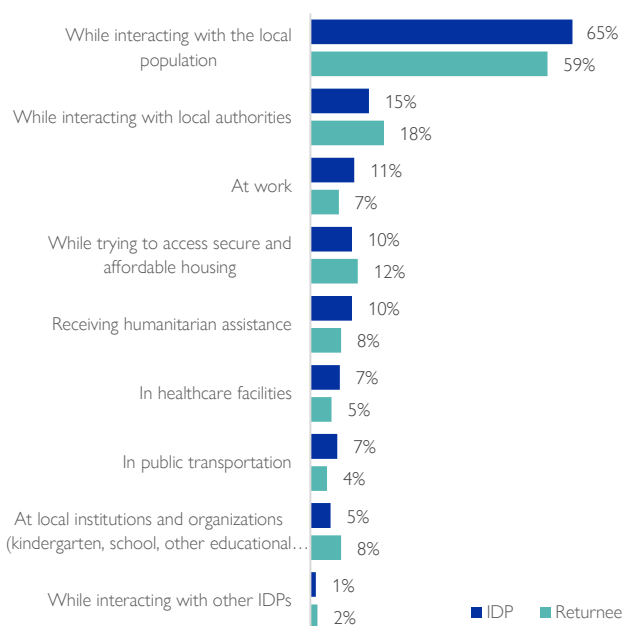
SOCIAL COHESION

As a consequence of the displacement crisis, numerous communities across Ukraine have experienced an influx of individuals and families from different regions. This influx has put increased strain on public services, goods, housing, and the labor market, as well as on the distribution of humanitarian aid and social protection systems, increasing the potential of tensions between various population groups.

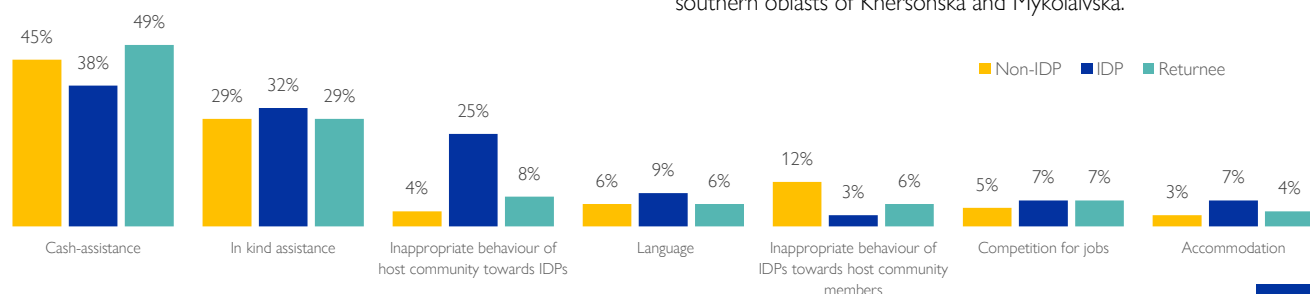
When asked about their **attitude towards the arrival of individuals from other regions of Ukraine** into their community, prompted by the ongoing war, **almost all non-displaced individuals interviewed (89%) expressed a positive outlook**. A smaller percentage reported feeling neutral (4%) or negative (2%). Those who expressed negative sentiments were primarily concentrated in the western oblasts of the country, which also experience high concentrations of people currently displaced from other regions.

On the other hand, **more than one-fifth (22%) of the surveyed IDPs reported instances where they or their family members faced discrimination or unfair treatment due to their displacement status**. The main challenge highlighted by both the displaced and returnee populations surveyed was the discriminatory or unfair treatment they experienced while interacting with local residents.

Share of IDP and returnee respondents reporting situations in which they experienced discrimination or unfair treatment in their current location



Percentage of respondents by reasons of perceived tensions in their current location by status of displacement



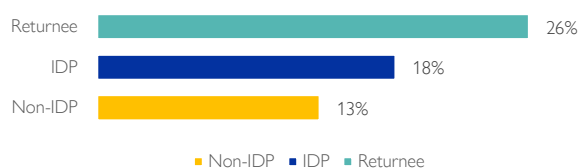
Discriminatory or unfair treatment was most commonly reported by IDPs currently residing in the western oblasts of Ukraine. Specifically, Zakarpatska Oblast had the highest proportion, with 41 per cent of the surveyed IDPs currently displaced there reporting such experience. This was followed by Ivano-Frankivska (37%), Lvivska (34%), and Ternopilska (32%) Oblasts.

Additionally, also a significant number of IDPs currently living in the southern and eastern oblasts reported experiencing discriminatory and unfair treatment. The highest shares were reported in Zaporizka (28% of the total IDPs currently displaced there), followed by Odeska (27%), Khersonska, and Dnipropetrovska (25% each) Oblasts. In Kyiv city, approximately one-fifth (19%) of the currently displaced IDPs reported similar experiences. In Donetsk Oblast, every IDP currently residing there reported experiencing discrimination or unfair treatment due to their status when interacting with the local population.

Among the returnees surveyed, those who had previously experienced displacement in Zakarpatska Oblast were most likely to report instances of discriminatory or unfair treatment, with one-third of all respondents confirming such occurrences.

TENSIONS AND MISTRUST

Share of respondents who perceived tension between groups relating to social assistance received in their current location by displacement status



Furthermore, all surveyed groups were asked about perceived tensions among various groups receiving government-provided assistance. Among these groups, the returnee population exhibited the highest proportion, with 26 per cent of the total interviewed returnees reporting such tensions. **The primary cause of these tensions, as reported by all groups in their current locations, was the unequal access to both cash and non-cash assistance.** Additionally, a quarter of IDPs (25%) reported experiencing inappropriate behavior from the host community. This occurrence was most prevalent in the western oblasts, as well as in Kyiv city and Dnipropetrovska Oblast.

In general, IDPs currently residing in the western and central oblasts of Ukraine, specifically in Vinnitska, Volynska, and Chernivetska Oblasts, reported the highest levels of inter-group tensions concerning the assistance received. Following closely behind are the southern oblasts of Khersonska and Mykolaivska.

ESTIMATED POPULATION BY DISPLACEMENT STATUS

Oblast	Estimated max. population present	Estimated max. de facto IDP population present	Estimated max. returnee population present	Estimated max. non-displaced (residents) present
Cherkaska	1,330,000	119,000	70,000	1,171,000
Chernihivska	1,187,000	72,000	203,000	893,000
Chernivetska	849,000	98,000	35,000	737,000
Dnipropetrovska	4,272,000	625,000	333,000	3,365,000
Ivano-Frankivska	1,296,000	148,000	54,000	1,127,000
Kharkivska	2,978,000	689,000	551,000	1,656,000
Khmelnyska	1,250,000	156,000	43,000	1,086,000
Kirovohradska	1,148,000	158,000	26,000	1,000,000
Kyiv	3,853,000	455,000	1,106,000	2,071,000
Kyivska	3,229,000	474,000	789,000	1,823,000
Lvivska	2,640,000	273,000	138,000	2,289,000
Mykolaivska	1,320,000	189,000	192,000	925,000
Odeska	2,581,000	291,000	232,000	2,082,000
Poltavska	1,701,000	256,000	62,000	1,426,000
Rivnenska	1,088,000	51,000	51,000	1,015,000
Sumska	1,125,000	100,000	130,000	897,000
Ternopil'ska	894,000	84,000	45,000	786,000
Vinnyska	1,794,000	164,000	96,000	1,574,000
Volynska	1,109,000	51,000	53,000	1,035,000
Zakarpatska	900,000	113,000	18,000	799,000
Zhytomyrska	1,349,000	127,000	174,000	1,043,000
Donetska*	726,000	78,000	130,000	503,000
Zaporizka*	1,261,000	273,000	136,000	850,000
Luhanska*	n/a	n/a	n/a	n/a
Khersonska*	433,000	24,000	66,000	339,000
Residence location unknown (in Ukraine)**	683,000	20,000	24,000	659,000
Total population	40,998,000	5,088,000	4,757,000	31,153,000

* Estimates in Donetska, Zaporizka, Luhanska and Khersonska Oblasts (blue text) are likely under-represented due to limited coverage of government-controlled areas only, as well as the limited number of respondents reached through the random digit dial.

** Respondents currently on short term trips outside of places of current residence (away from residence, away from location of displacement)

A BRIEF NOTE ON METHODOLOGY

The data presented in this report was commissioned by the International Organization for Migration (IOM) and collected by Multicultural Insights through phone-based follow-up interviews with 1,611 IDPs, 1,671 returnees, and 2,015 residents, identified via the IOM's nationally representative survey of 20,000 respondents (more information can be found here - [Ukraine Population Snapshot Report](#) May 2023). The interviews were carried out from 1 to 14 June 2023 using the random-digit-dial (RDD) approach and computer-assisted telephone interviewing (CATI) method with an overall sample error of 1.35% [CL 95%]. The sample was stratified by population groups and oblasts according to population distribution derived from the first survey stage. The survey included all of Ukraine, excluding the Crimean Peninsula and the areas of Donetska, Luhanska, Khersonska, and Zaporizka Oblasts under the temporary military control of the Russian Federation where phone coverage by Ukrainian operators is not available. All interviews were anonymous, and respondents were asked for consent before starting the interview. A total of 50 interviewers were employed in this work. The team consisted of male and female interviewers and the interviews were conducted in Ukrainian (88%) and Russian languages (12%), with language selection by preference of each respondent.

Limitations: The exact proportion of the excluded populations is unknown, and certain considerations are to be made when interpreting results. Those currently residing outside the territory of Ukraine were not interviewed, following active exclusion. Population estimates assume that minors (those under 18 years old) are accompanied by their adult parents or guardians. The sample frame is limited to adults that use mobile phones. It is unknown if all phone networks were fully functional across the entire territory of Ukraine for the entire period of the survey; therefore, some numbers may have had a higher probability of receiving calls than others. Residents of areas with a high level of civilian infrastructure damage may have a lower representation among the sample – one may assume the needs in the report are skewed towards under-reporting. Among the people surveyed are not those residing in the Autonomous Republic of Crimea (ARC) or the NGCA Donetsk and Luhansk.

For further details on the methodology and sampling design, please refer to the Methodological Note.

Disclaimer: The opinions expressed in this report are those of the authors and do not necessarily reflect the views of the International Organization for Migration (IOM). The information contained in this report is for general information purposes only. The designations employed and the presentation of material throughout the report do not imply expression of any opinion whatsoever on the part of IOM concerning the legal status of any country, territory, city or area, or of its authorities, or concerning its frontiers or boundaries. Unless noted otherwise, data cited in this report were compiled from Round 13 of the General Population Survey, dated as of 14 June 2023. All numbers are rounded for ease of use. Data collection was facilitated by Multicultural Insights.



IOM UKRAINE