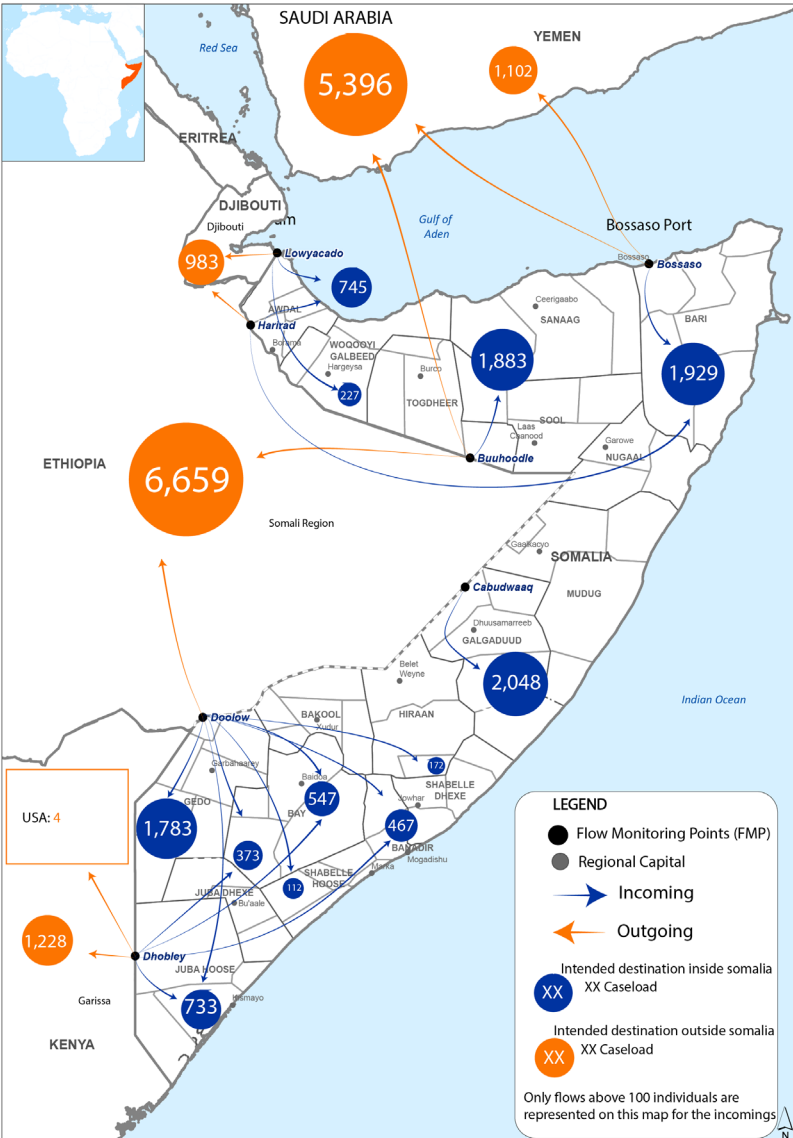
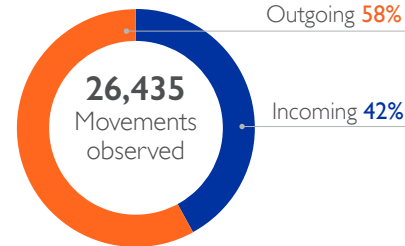


### MOVEMENT ILLUSTRATION



DISCLAIMER: This map is for illustration purposes only. Names and boundaries on this map do not imply official endorsement or acceptance by IOM.

### HIGHLIGHTS

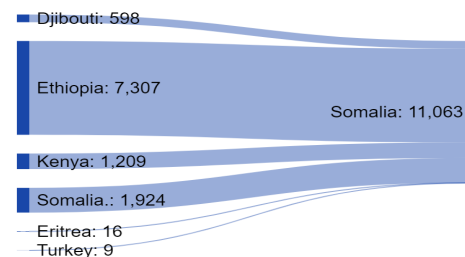


In November 2021, a total of **26,435** movements were observed at 7 Flow Monitoring Points (FMPs). This represents an increase of **43 per cent** in comparison with November 2020 (8 months after the country's first case of COVID-19) when **18,434** movements were observed.

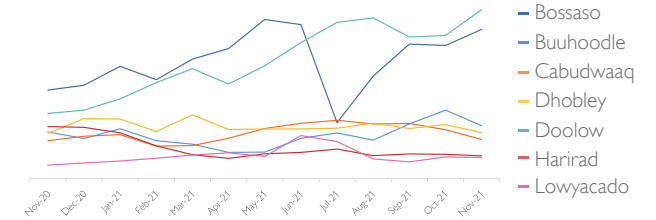
Doolow, Bossaso, Lowyacado, Buuhoodle, Cabudwaaq and Dhobley FMPs recorded an increase in movements between these two periods (160%, 69%, 57%, 13%, 3% and 1%, respectively) while Harirad FMP recorded a decrease in movement (-57%).

Doolow, Cabudwaaq, Buuhoodle and Bossaso FMPs recorded the highest numbers of incoming flows (27%, 19%, 17% and 15% of all incoming flows, respectively). Bossaso, Doolow and Dhobley recorded the highest numbers of outgoing flows (41%, 39% and 8% of all outgoing flows, respectively).

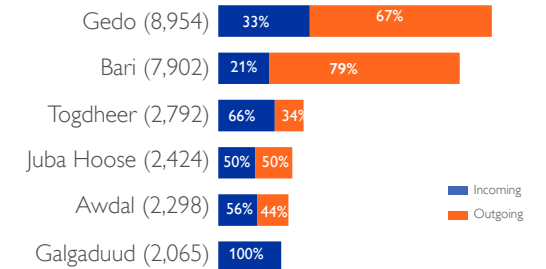
**Incoming flows:** 11,063 movements were observed as entering Somalia. Movements recorded originated from Ethiopia (66%), Kenya (11%) and Djibouti (5%) while 17 per cent of the movements observed as entering Somalia also originated from Somalia.



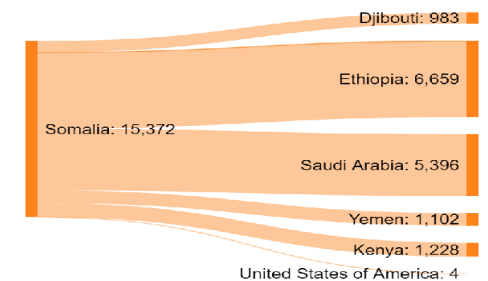
### MOVEMENTS OBSERVED BY FMP



### MOVEMENTS OBSERVED BY FLOW TYPE AND FMP REGION

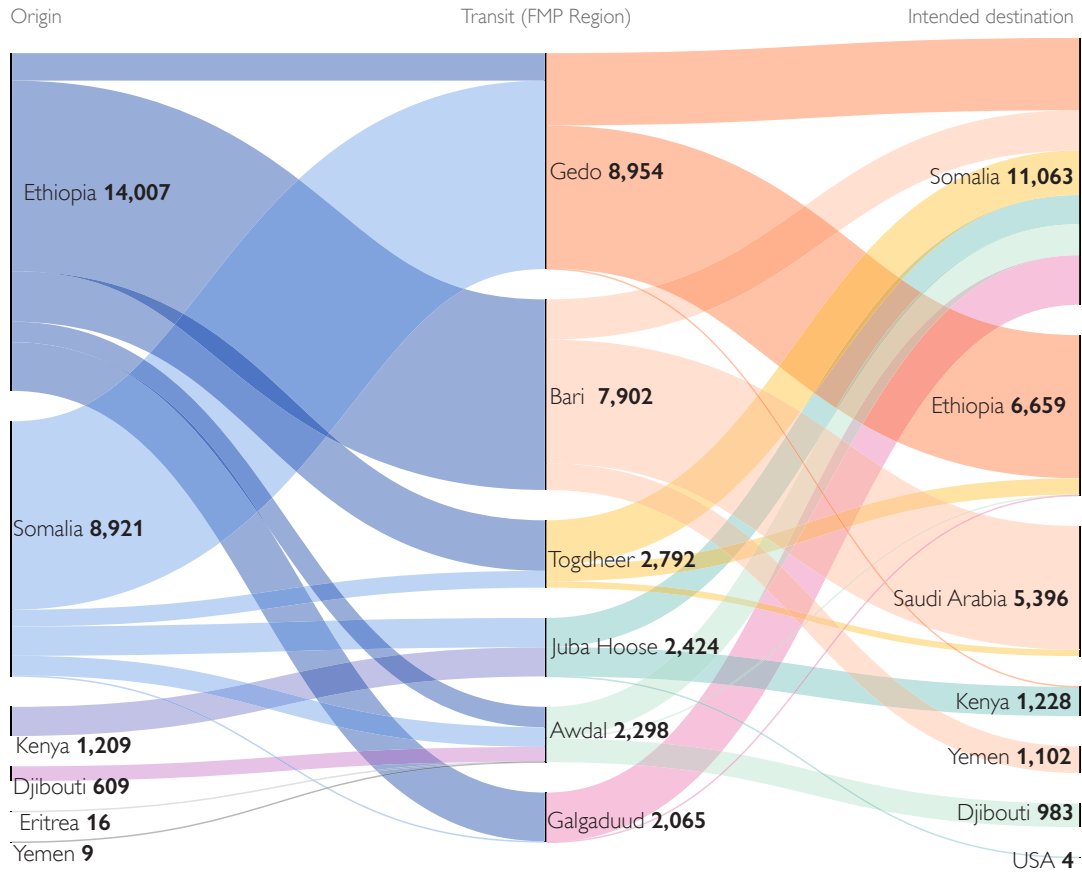


**Outgoing flows:** 15,372 movements were observed as exiting Somalia. The main countries of intended destination for outgoing flows were Ethiopia (43%), Saudi Arabia (35%), Kenya (8%) Yemen (7%) and Djibouti (6%).

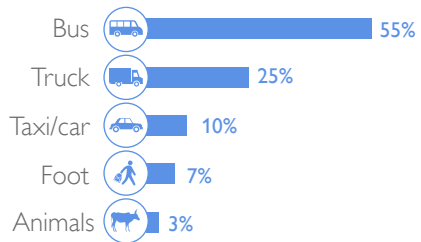


# TRAVEL HISTORY, MIGRATION DRIVERS AND CHALLENGES

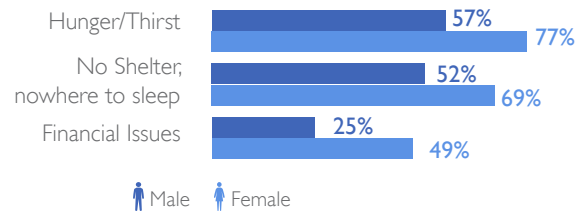
## ORIGIN AND INTENDED DESTINATION



## MODES OF TRANSPORT

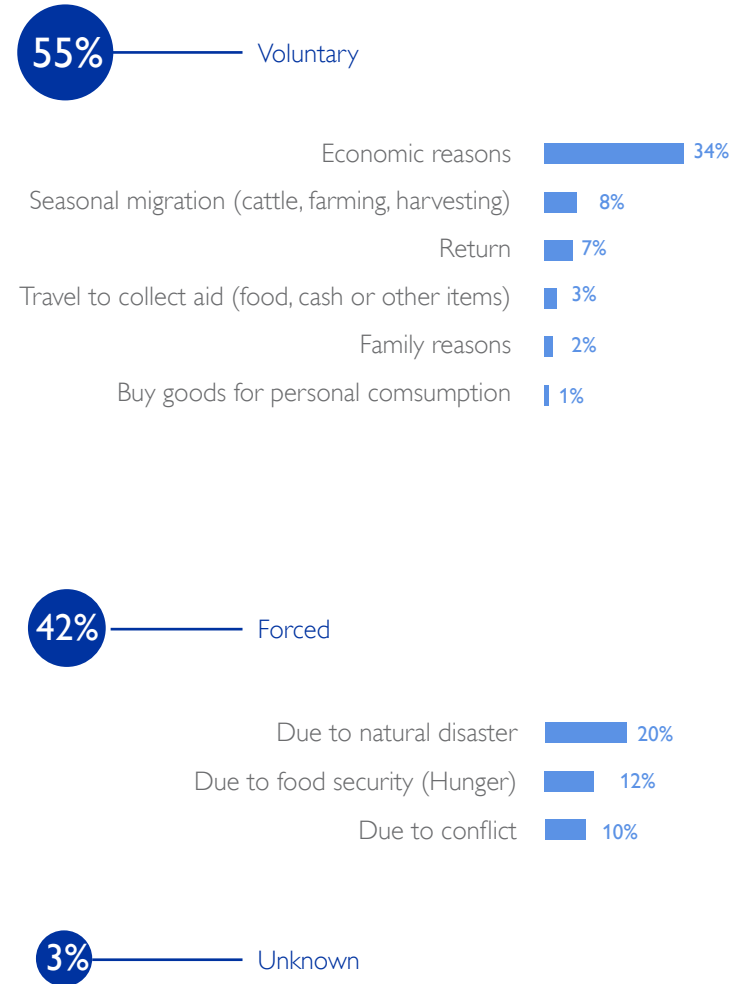


## MAIN DIFFICULTIES\*



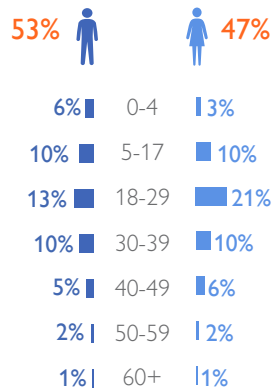
\* From FMS data collection tool sample size of 978 individuals

## REASONS FOR MOVEMENT

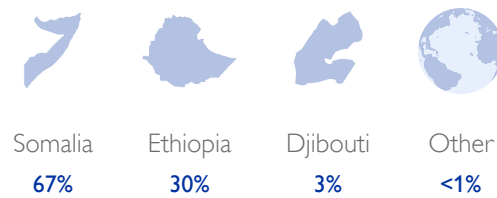


## MIGRANT PROFILES


### SEX AND AGE



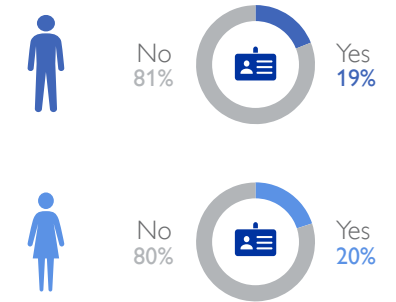
### NATIONALITY



### VULNERABILITIES<sup>1</sup>

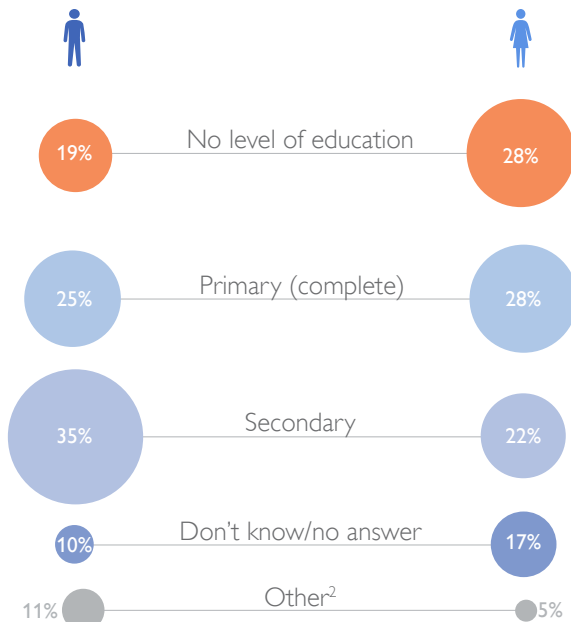


### DO YOU HOLD A PASSPORT, OR ANY OTHER FORM OF IDENTIFICATION?\*



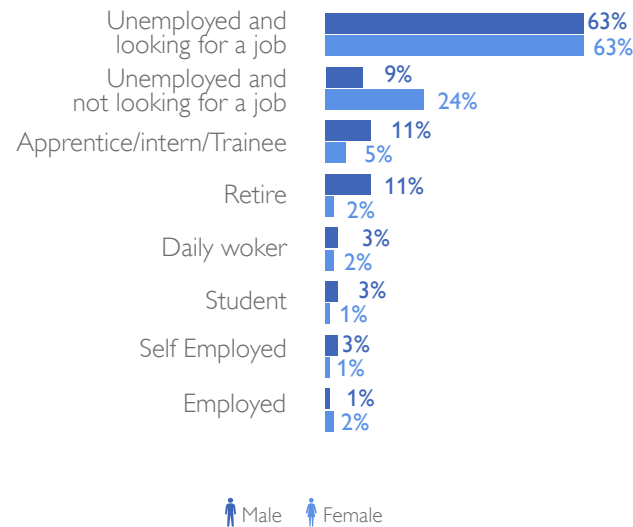
\* Data from FMS which is based on a sample size of 1,990 individuals

### SEX AND HIGHEST EDUCATION LEVEL COMPLETED\*



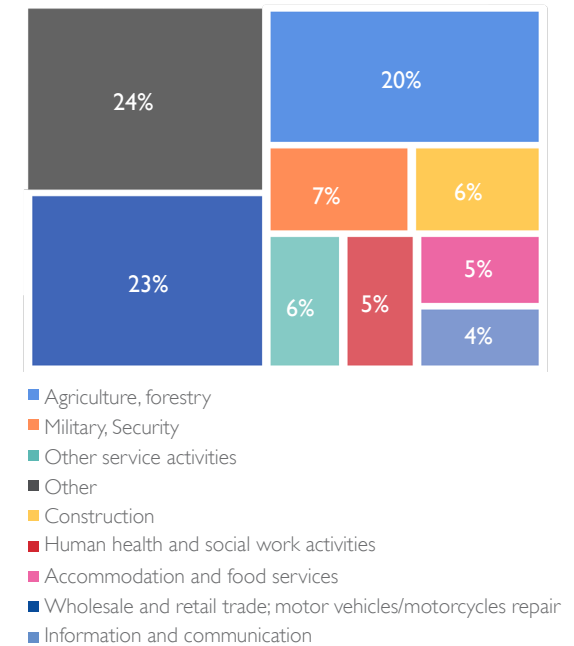
\* Data from FMS which is based on a sample size of 1,990 individuals

### SEX AND CURRENT OCCUPATION\*



\* Data from FMS which is based on a sample size of 1,990 individuals

### MAIN SECTORS OF EMPLOYMENT\*



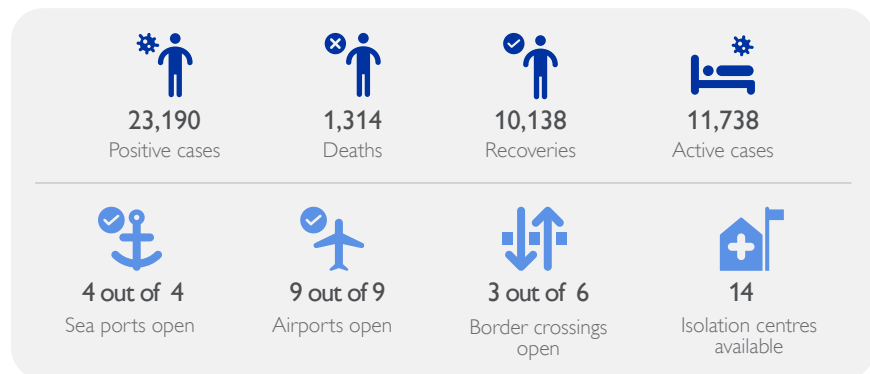
\* Data from FMS which is based on a sample size of 423 individuals

<sup>1</sup> Vulnerabilities may be overlapping since individuals may have more than one vulnerability. These percentages are therefore calculated on the total number of observations for this month (4,163)

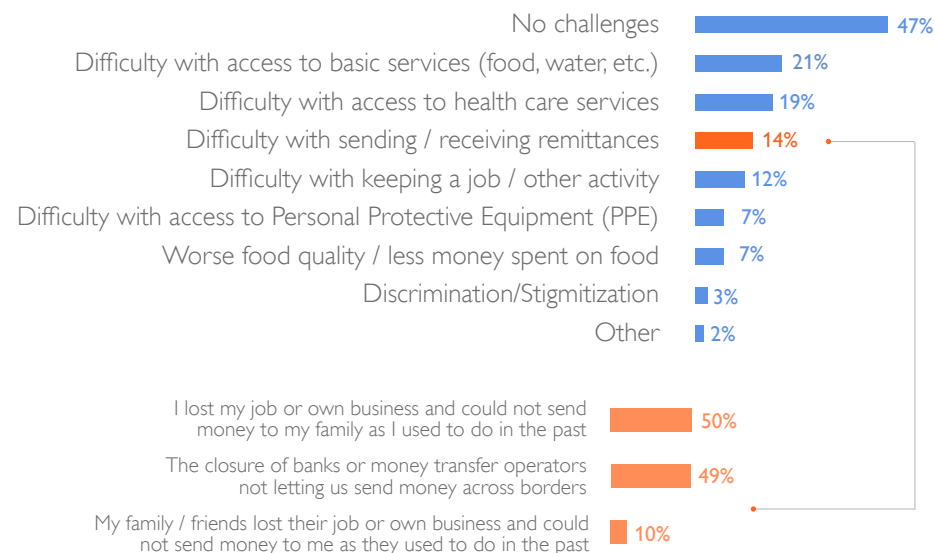
<sup>2</sup> Other education levels include: vocational training, religious schools, and tertiary education (Bachelor's/Master's/PhD).

## COVID-19 MONITORING

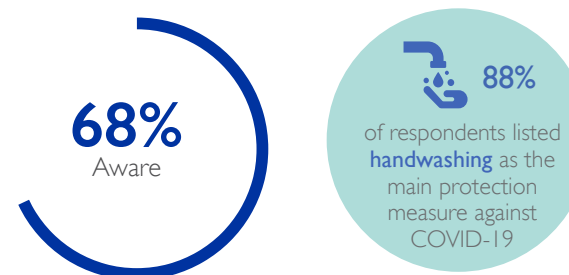
### KEY COVID-19 FIGURES<sup>3</sup>



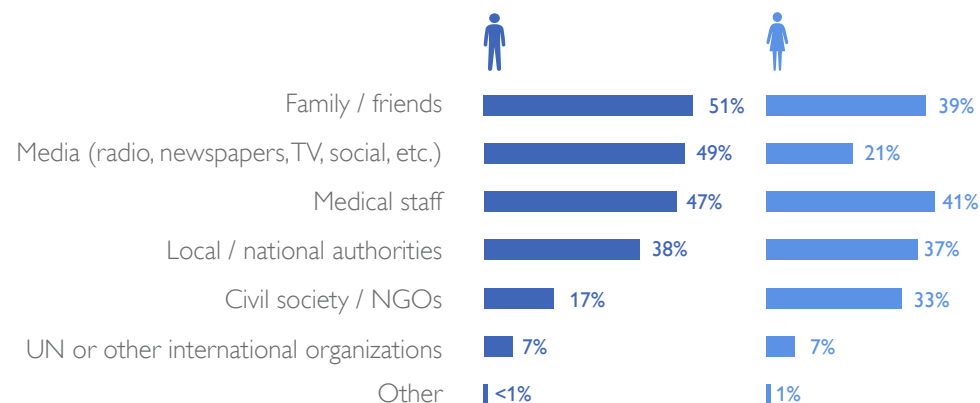
### DIFFICULTIES RELATED TO COVID-19<sup>4</sup>



### AWARENESS OF THE COVID-19 PANDEMIC, SYMPTOMS AND PROTECTION MEASURES<sup>5</sup>



### SEX AND SOURCES OF INFORMATION ON COVID-19\*



\* Data from FMS which is based on a sample size of 1,692 individuals

### IF COVID-19 VACCINATION WAS AVAILABLE TO YOU, WOULD YOU WANT TO GET VACCINATED?\*



\* Data from FMS which is based on a sample size of 1,990 individuals

<sup>3</sup> Sources: Ministry of Health, Federal Government of Somalia and UN OCHA.

<sup>4</sup> Data on difficulties related to COVID-19 is based on an FMS sample of 1,990 respondents of the total movements. Data on difficulty with sending/receiving remittances is based on an FMS sample of 241 respondents who reported facing this particular challenge. Other difficulties also include: discrimination/stigmatization, family/friends infected with COVID-19 and died, and respondent infected with COVID-19 and recovered. Data should be interpreted with caution.

<sup>5</sup> Data on awareness of COVID-19 is based on FMR data (26,435 observed movements in November 2021).

## METHODOLOGY

The Displacement Tracking Matrix (DTM) is a system to track and monitor displacement and population mobility. It is designed to regularly and systematically capture, process and disseminate information to provide a better understanding of the movements and evolving needs of mobile populations, whether on site or en route. DTM provides decision makers with primary data and information on human mobility, both in country and at the regional and global level.

Flow monitoring is one of DTM's four methodological components. Its purpose is to provide regular and updated information of the size and profile of population movements. The information and analysis provided by flow monitoring also aims to contribute to improved understanding of shortcomings and priorities in the provision of assistance along the displacement/migratory routes. Flow monitoring methodology consists of three basic steps:

- **High Mobility Area/Location Assessments:** aimed at mapping locations of high mobility to establish where to set up Flow Monitoring Points (FMPs) through key informant interviews;
- **Flow Monitoring Registry (FMR):** aimed at capturing quantitative data about certain characteristics such as the volumes of migrants, their nationalities, sex and age disaggregated information, their origin, their planned destination and key vulnerabilities. This is collected by enumerators at the FMPs. Since 22 March 2020, the tool includes COVID-19-related indicators, such as awareness of COVID-19 and the prevalence of chronic diseases. In March 2021, the FMR tool was modified to capture the distinctions between transiting locations and places of origin, transiting destinations and final destinations thus the incoming/outgoing flows from March 2021 may not be directly comparable with the previous weeks and months;
- **Flow Monitoring Survey (FMS):** aimed at capturing qualitative information about the profiles of migrants, migration drivers and migrants' needs. This is done through interviews with a sample of migrants passing through the FMPs. Since 1 September 2020, the tool includes COVID-19-related indicators, such as the challenges encountered since the start of the pandemic.

Movement categories:

- **Outgoing/Exiting Migrants:** migrants originating from and travelling out of the country where the FMP is located. Nationality is irrelevant.
- **Transiting Migrants:** migrants travelling through the country where the FMP is located, where both departure point, and the intended final destination, are not the country of FMP. Nationality is irrelevant.
- **Incoming Migrants:** both entering (non-nationals of the country with the FMP) and returning (nationals of the country with the FMP) migrants, where the intended destination is the country containing the FMP.
- **Internal Migrants:** where both the departure and the destination country are the country with the FMP. This includes circular migration.

More information on flow monitoring data and reports can be accessed via DTM's [Flow Monitoring portal](#). Access the [interactive flow monitoring dashboard](#) that presents findings from the FMR.

## LIMITATIONS

Data collected for this exercise (from FMR and FMS) should be understood as indicative observations at FMPs. They represent only part of the total flows passing through Somalia. DTM Somalia has seven (7) cross-border FMPs, which is not exhaustive of all cross-border roads that migrants may use.

Although data is collected daily, it is collected only during peak hours. The spatial and temporal coverage of this data collection activity is therefore incomplete. However, it provides information on the situation at assessed points and allows to make hypothesis on the overall situation.

In addition, having collected flow monitoring data consistently in the past years, historical data offers the possibility to observe trends and make comparisons. Data on vulnerability is based on direct observation and should be understood as mainly indicative. FMS data is based on a sample of the total movements observed and therefore it should be interpreted with caution.

## FOR MORE INFORMATION

✉ [iomsomaliadtm@iom.int](mailto:iomsomaliadtm@iom.int)

🌐 [dtm.iom.int/somalia](http://dtm.iom.int/somalia)

🐦 [@IOM\\_Somalia](https://twitter.com/IOM_Somalia)

## OUR PARTNERS



■ **EU-IOM**  
Joint Initiative for  
Migrant Protection  
and Reintegration  
■

