



Affected Population:  
9,886 Individuals



Damaged Shelters:  
None



Casualties:  
89

Movement Trigger:  
Armed attacks/Fear of attacks

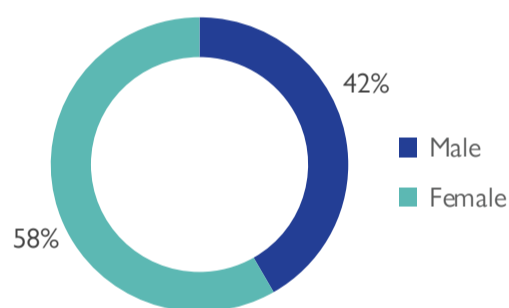
## OVERVIEW

Nigeria's north-central and north-west zones are afflicted with a multidimensional crisis rooted in long-standing tensions between ethnic and religious groups and involves attacks by criminal groups and banditry/hirabah (such as kidnapping and grand larceny along major highways). During the past years, the crisis has accelerated because of the intensification of attacks and has resulted in widespread displacement across the region.

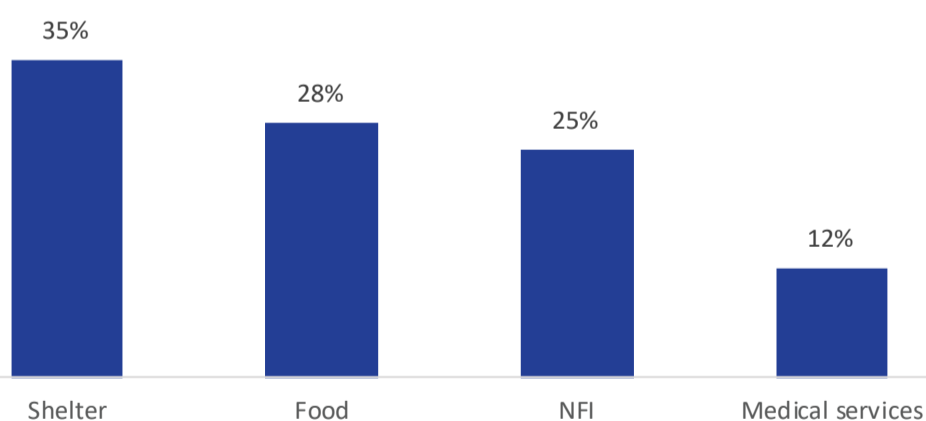
Between the 7<sup>th</sup> and 13<sup>th</sup> of March 2022, armed clashes, banditry and the fear of future attack have led to new waves of population displacement. Following these events, rapid assessments were conducted by DTM (Displacement Tracking Matrix) field staff to inform the humanitarian community and government partners, and enable targeted response. Flash reports utilise direct observation and a broad network of key informants to gather representative data and collect information on the number, profile and immediate needs of affected populations.

During the assessment period, the DTM identified an estimated 3,014 individuals who were affected by the attacks and an additional 6,808 individuals who were forced to flee their locations of residence out of fear of future attacks. A total of 9,798 individuals were displaced to neighbouring wards in the LGAs Anka in Zamfara State and Jibia and Faskari in Katsina State. A total of 89 casualties were reported, including 65 injuries and 24 fatalities.

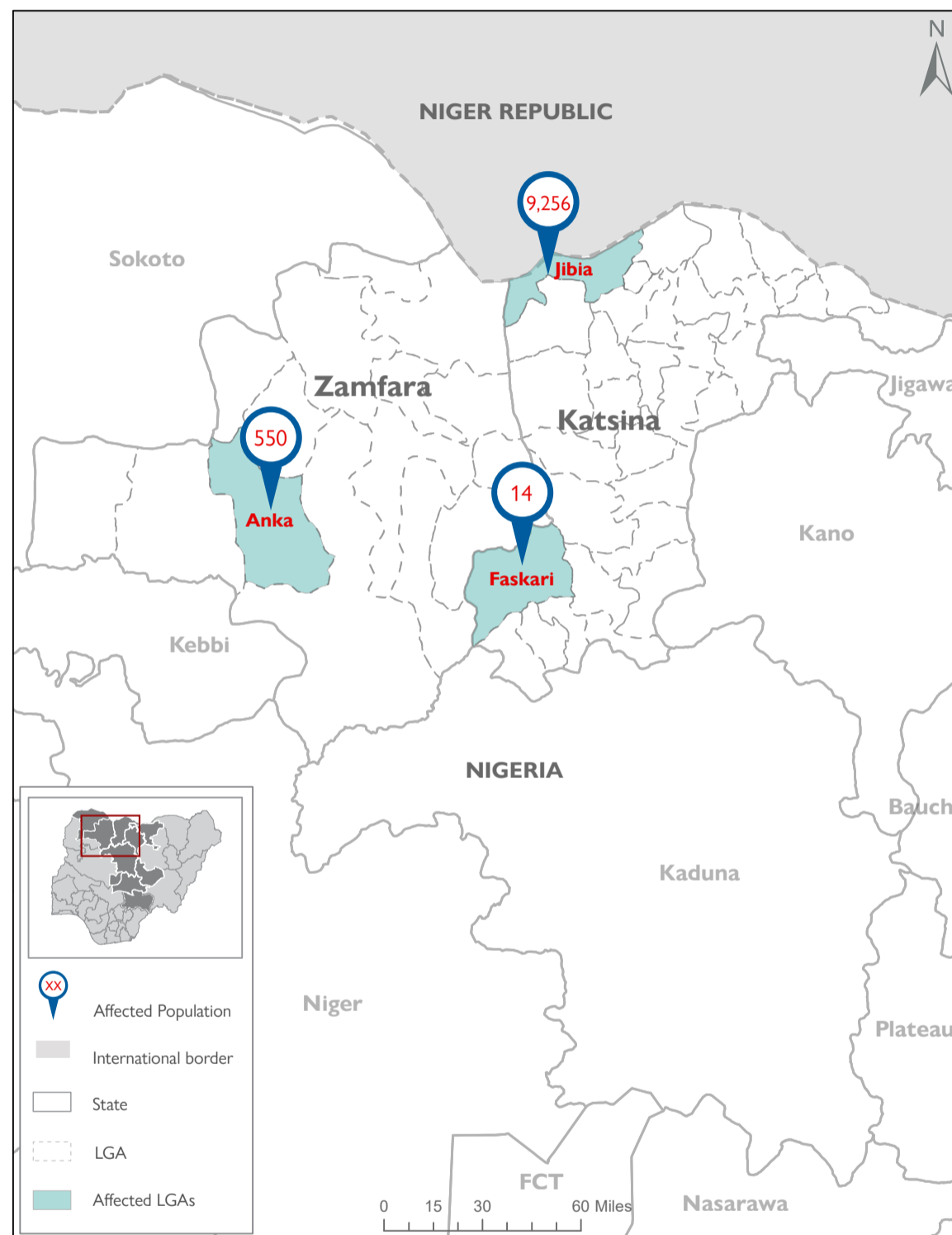
### GENDER (FIG. 1)



### MOST NEEDED ASSISTANCE (FIG. 2)



## AFFECTED LOCATIONS



The above map is for illustration purposes only. The depiction and use of boundaries, geographic names and related data shown are not warranted to be error-free nor do imply a judgment on the legal status of any territory, or any endorsement or acceptance of such boundaries by IOM.

State	LGA	Cause of Incident	Number of Affected Households	Number of Affected Individuals	Casualties	Male	Female	Children	Number of Damaged Shelter
Katsina	Faskari	Attack	2	14	2	6	8	6	0
Katsina	Jibia	Attack	377	2,450	21	1,345	1,105	1,315	0
Katsina	Jibia	Fear of attacks	927	6,808	56	2,522	4,286	5,392	0
Zamfara	Anka	Attack	79	550	10	221	329	331	0
<b>Grand Total</b>			<b>1,385</b>	<b>9,822</b>	<b>89</b>	<b>4,094</b>	<b>5,728</b>	<b>7,044</b>	<b>0</b>

"When quoting, paraphrasing, or in any other way using the information mentioned in this report, the source needs to be stated appropriately as follows: "Source: Displacement Tracking Matrix (DTM) of the International Organization for Migration (IOM), Nigeria Mission, MARCH 2022.""