



Affected Population:  
542 Individuals



Damaged Shelters:  
71



Casualties:  
31

Movement Trigger:  
Armed attacks

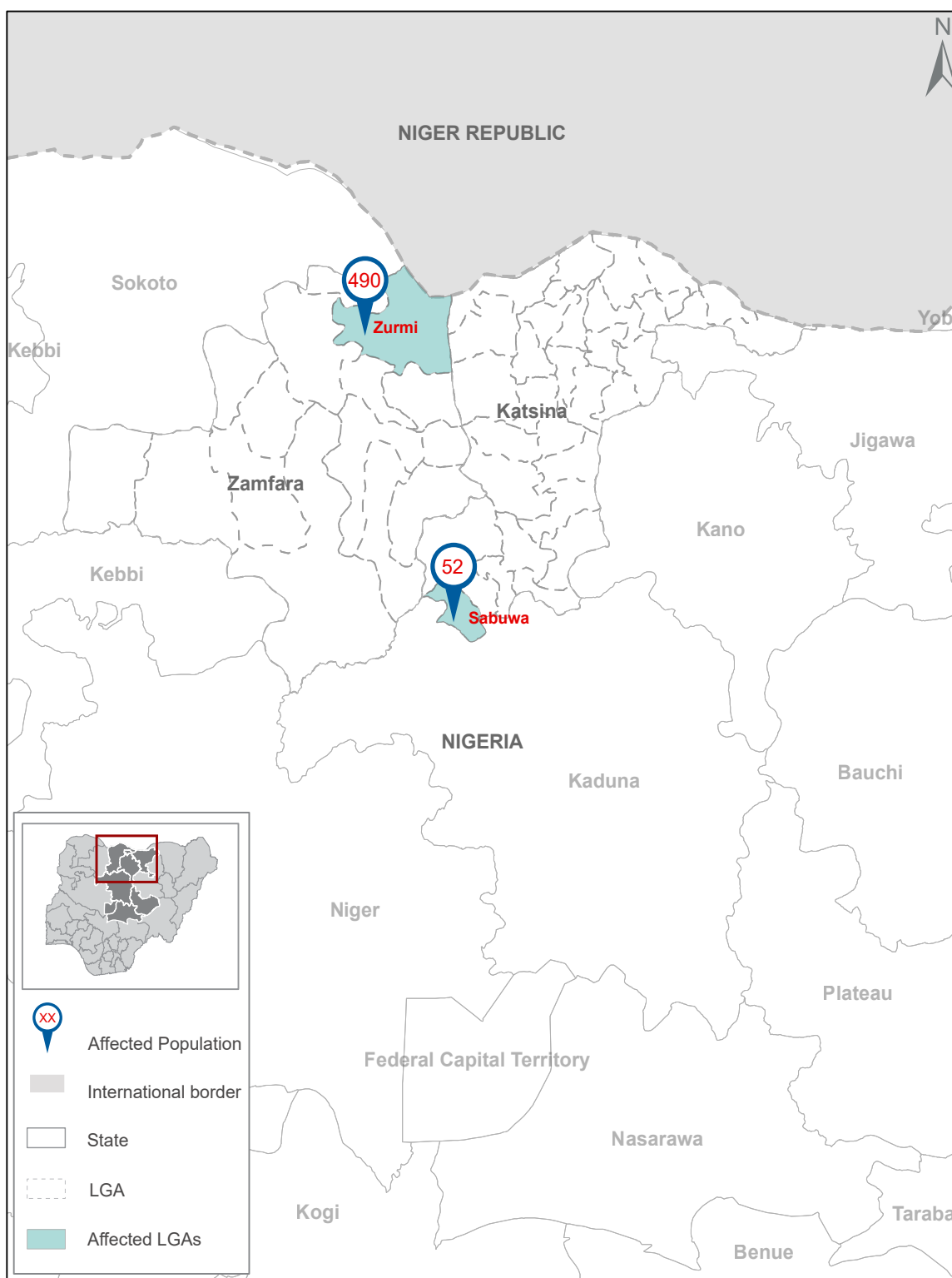
### OVERVIEW

Nigeria's North Central and North West Zones are afflicted with a multidimensional crisis that is rooted in long-standing tensions between ethnic and religious groups and involves attacks by criminal groups and banditry/hirabah (such as kidnapping and grand larceny along major highways). The crisis has accelerated during the past years because of the intensification of attacks and has resulted in widespread displacement across the region.

Between 25 and 31 October 2021, armed clashes between herdsmen and farmers; and bandits and local communities have led to new waves of population displacement. Following these events, rapid assessments were conducted by DTM (Displacement Tracking Matrix) field staff with the purpose of informing the humanitarian community and government partners, and enable targeted response. Flash reports utilise direct observation and a broad network of key informants to gather representative data and collect information on the number, profile and immediate needs of affected populations.

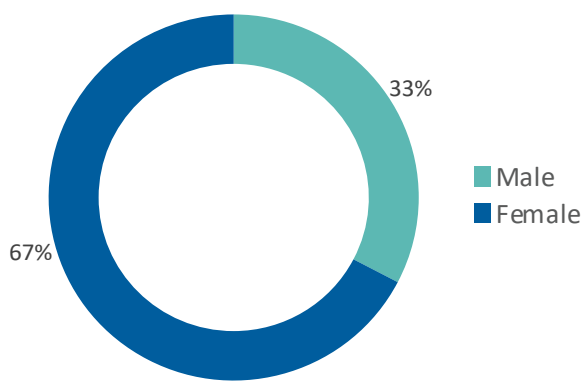
During the assessment period, the DTM identified an estimated number of 531 individuals who were displaced to neighbouring villages in the LGAs Zurmi in Zamfara State and Sabuwa in Katsina State. A total of 31 casualties were reported, including 20 injuries and 11 fatalities.

### AFFECTED LOCATIONS

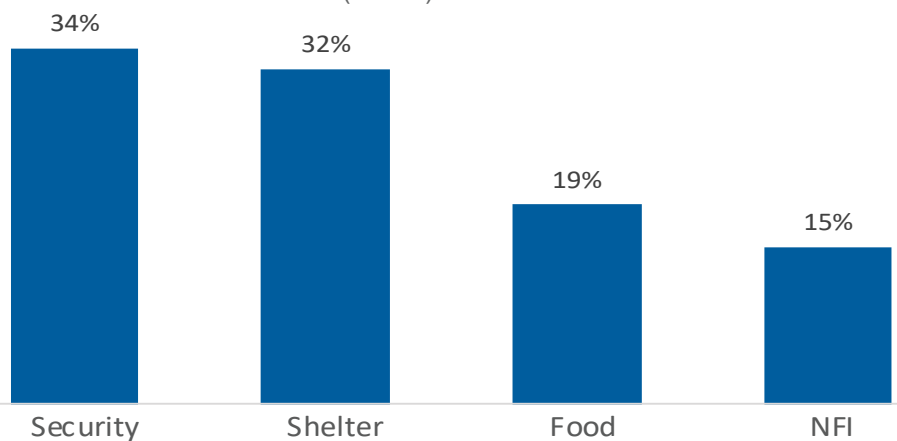


The map is for illustration purposes only. The depiction and use of boundaries, geographic names and related data shown are not warranted to be error free nor do they imply judgment on the legal status of any territory, or any endorsement or acceptance of such boundaries by IOM.

### GENDER (FIG. 1)



### MOST NEEDED ASSISTANCE (FIG. 2)



State	LGA	Cause of Incident	Number of Affected Household	Number of Affected Individuals	Casualties	Male	Female	Children	Number of Damaged Shelter
Katsina	Sabuwa	Attacks	10	52	1	19	33	26	0
Zamfara	Zurmi	Attacks	65	490	30	158	332	182	71
Grand Total			75	542	31	177	365	208	71

"When quoting, paraphrasing, or in any other way using the information mentioned in this report, the source needs to be stated appropriately as follows: "Source: Displacement Tracking Matrix (DTM) of the International Organization for Migration (IOM), NOVEMBER 2021.""