



Affected Population:
842 Individuals



Damaged Shelters:
5 Block shelters



Casualties:
60 Individuals

Movement Trigger:
Armed attacks

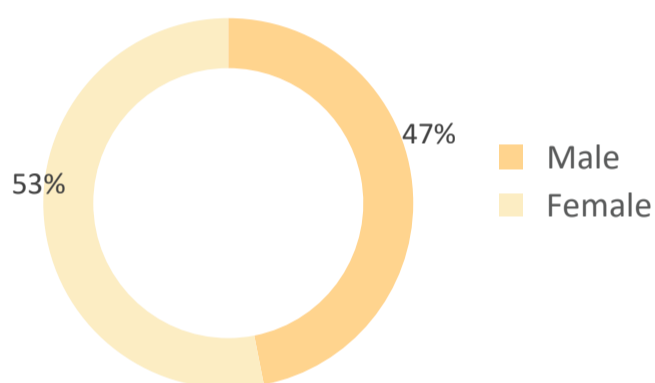
OVERVIEW

Nigeria's North Central and North West Zones are afflicted with a multidimensional crisis that is rooted in long-standing tensions between ethnic and religious groups and involves attacks by criminal groups and banditry/hirabah (such as kidnapping and grand larceny along major highways). The crisis has accelerated during the past years because of the intensification of attacks and has resulted in widespread displacement across the region.

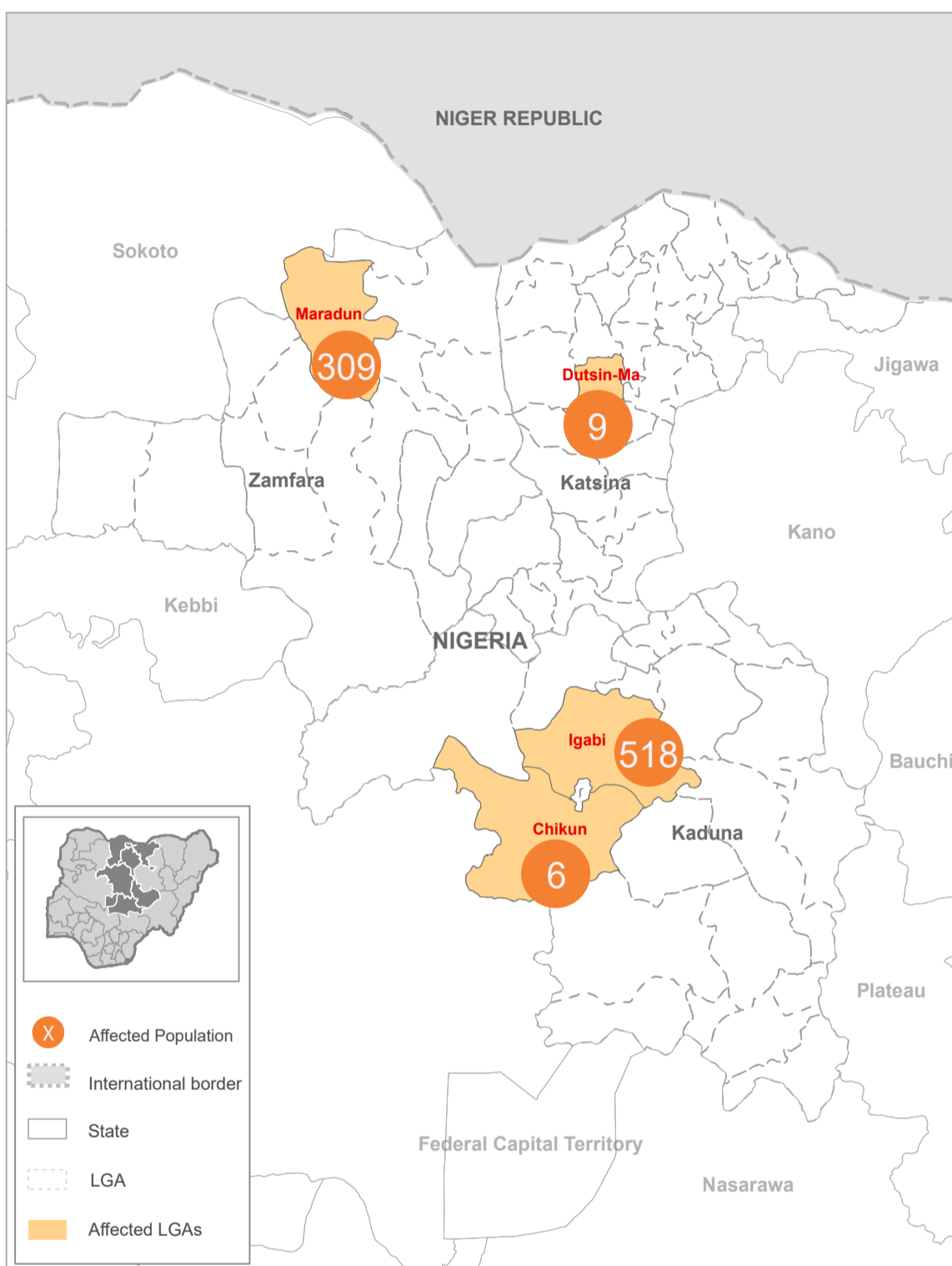
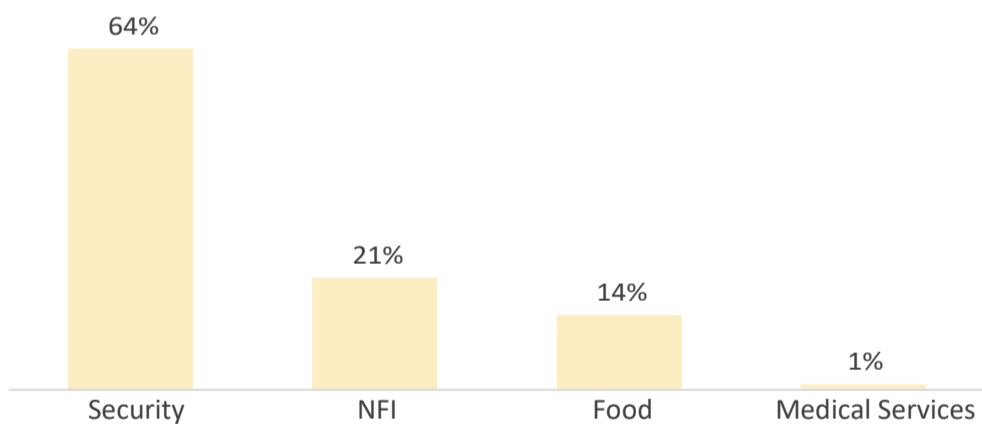
Between 08 and 14 March, armed clashes between herdsmen and farmers, bandits and local communities have led to a fresh wave of population displacement. Following these events, a rapid assessment was conducted by DTM (Displacement Tracking Matrix) field staff with the purpose of informing the humanitarian community and government partners, and enable targeted response. Flash reports utilise direct observation and a broad network of key informants to gather representative data and collect information on the number, profile and immediate needs of affected populations.

Latest attacks affected 842 individuals, including 28 injuries and 60 fatalities, in Chikun and Igabi LGAs of Kaduna State, Dutsin - Ma LGA of Katsina State and Maradun LGA of Zamfara State. The attacks caused people to flee to neighbouring localities.

GENDER (FIG. 1)



MOST NEEDED ASSISTANCE (FIG. 2)



The map is for illustration purposes only. The depiction and use of boundaries, geographic names and related data shown are not warranted to be error free nor do they imply judgment on the legal status of any territory, or any endorsement or acceptance of such boundaries by IOM.

AFFECTED POPULATION (TABLE 1)

| State | LGA | Cause of Incident | Number of Affected Household | Number of Affected Individuals | Number of Casualties | Male | Female | Children | Number of Damaged Shelters |
|--------------------|-------------|-------------------|------------------------------|--------------------------------|----------------------|------------|------------|------------|----------------------------|
| Kaduna | Chikun | Attacks | 0 | 6 | 3 | 6 | 0 | 0 | 0 |
| Kaduna | Igabi | Attacks | 44 | 518 | 15 | 254 | 264 | 57 | 5 |
| Katsina | Dutsin - Ma | Attacks | 1 | 9 | 0 | 3 | 6 | 4 | 0 |
| Zamfara | Maradun | Attacks | 61 | 309 | 42 | 132 | 177 | 70 | 0 |
| Grand Total | | | 106 | 842 | 60 | 395 | 447 | 131 | 5 |

"When quoting, paraphrasing, or in any other way using the information mentioned in this report, the source needs to be stated appropriately as follows: "Source: Displacement Tracking Matrix (DTM) of the International Organization for Migration (IOM), March 2021.""