



Affected Population:
2,004 Individuals



Damaged Shelters:
150 Block shelters



Casualties:
65 Individuals

Movement Trigger:
Armed attacks

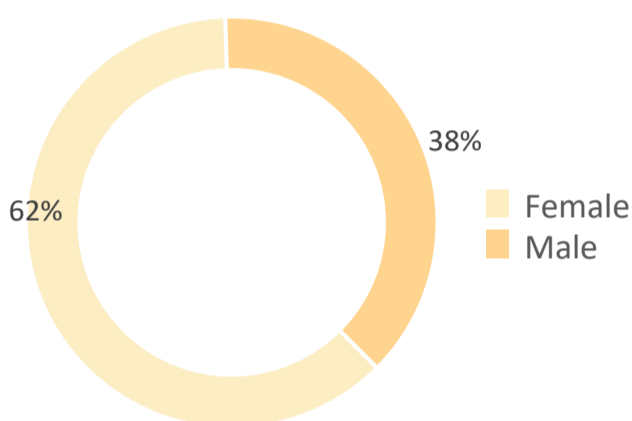
OVERVIEW

The crisis in Nigeria's North Central and North West Zones, which involves long-standing tensions between ethnic and religious groups; attacks by criminal groups; and banditry/hirabah (such as kidnapping and grand larceny along major highways) led to a fresh wave of population displacement.

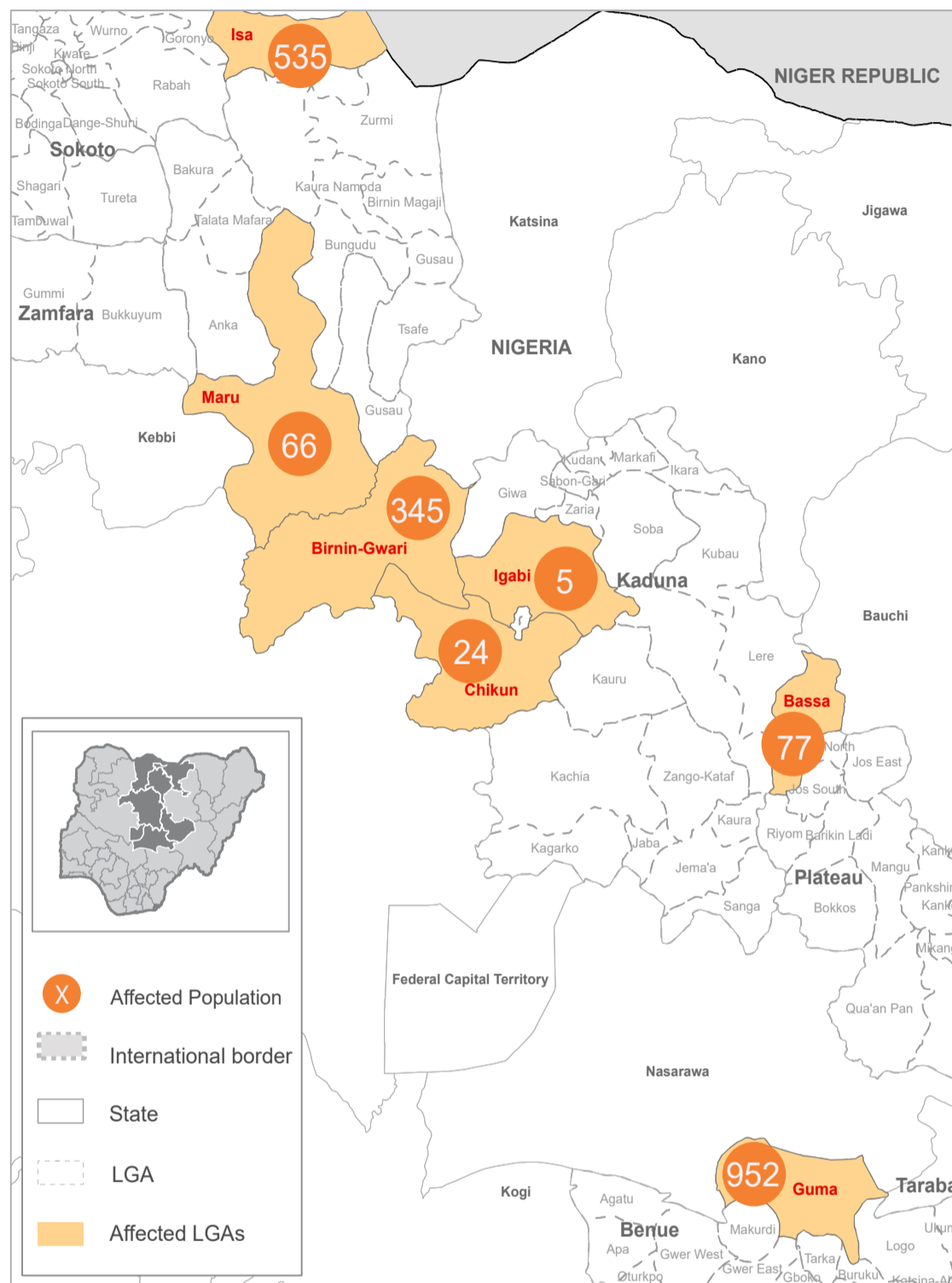
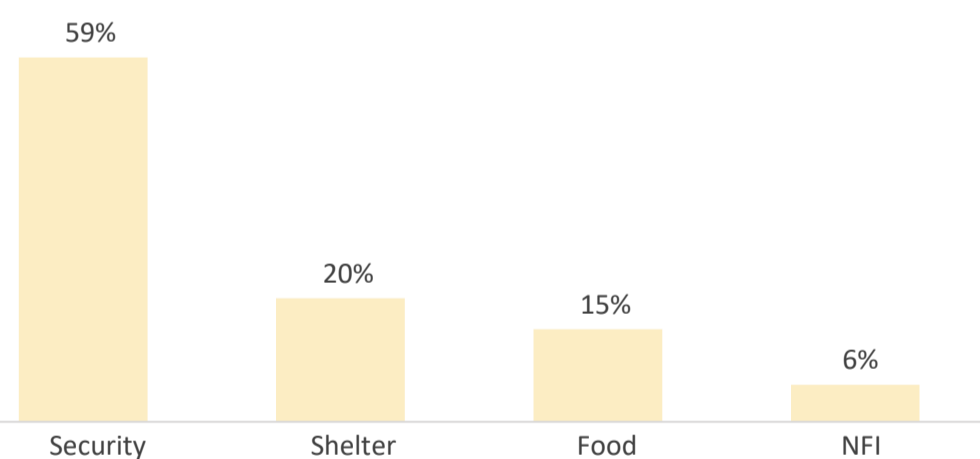
Following these events, a rapid assessment was conducted by DTM (Displacement Tracking Matrix) field staff between 08 and 14 February 2021, with the purpose of informing the humanitarian community and government partners, and enable targeted response. Flash reports utilise direct observation and a broad network of key informants to gather representative data and collect information on the number, profile and immediate needs of affected populations.

Latest attacks affected 2,004 individuals, including 22 injuries and 65 fatalities, in Birnin Gwari, Chikun and Igabi LGAs of Kaduna State, Guma LGA of Benue State, Isa LGA of Sokoto State, Bassa LGA of Plateau State and Maru LGA of Zamfara State. The attacks caused people to flee to neighbouring localities.

GENDER (FIG. 1)



MOST NEEDED ASSISTANCE (FIG. 2)



The map is for illustration purposes only. The depiction and use of boundaries, geographic names and related data shown are not warranted to be error free nor do they imply judgment on the legal status of any territory, or any endorsement or acceptance of such boundaries by IOM.

AFFECTED POPULATION (TABLE 1)

State	LGA	Cause of Incident	Number of Affected Household	Number of Affected Individuals	Number of Casualties	Male	Female	Children	Number of Damaged Shelters
Benue	Guma	Attacks	77	952	4	355	597	194	128
Kaduna	Birnin Gwari	Attacks	65	345	29	159	186	82	13
Kaduna	Chikun	Attacks	0	24	13	18	6	0	0
Kaduna	Igabi	Attacks	1	5	2	2	3	0	0
Plateau	Bassa	Attacks	10	77	1	32	45	8	9
Sokoto	Isa	Attacks	45	535	8	180	355	91	0
Zamfara	Maru	Attacks	12	66	8	25	41	15	0
Grand Total			210	2,004	65	771	1,233	390	150

"When quoting, paraphrasing, or in any other way using the information mentioned in this report, the source needs to be stated appropriately as follows: "Source: Displacement Tracking Matrix (DTM) of the International Organization for Migration (IOM), February 2021.""