



Affected Population:
952 Individuals



Damaged Shelters:
13



Casualties:
30



Movement Trigger:
Attack

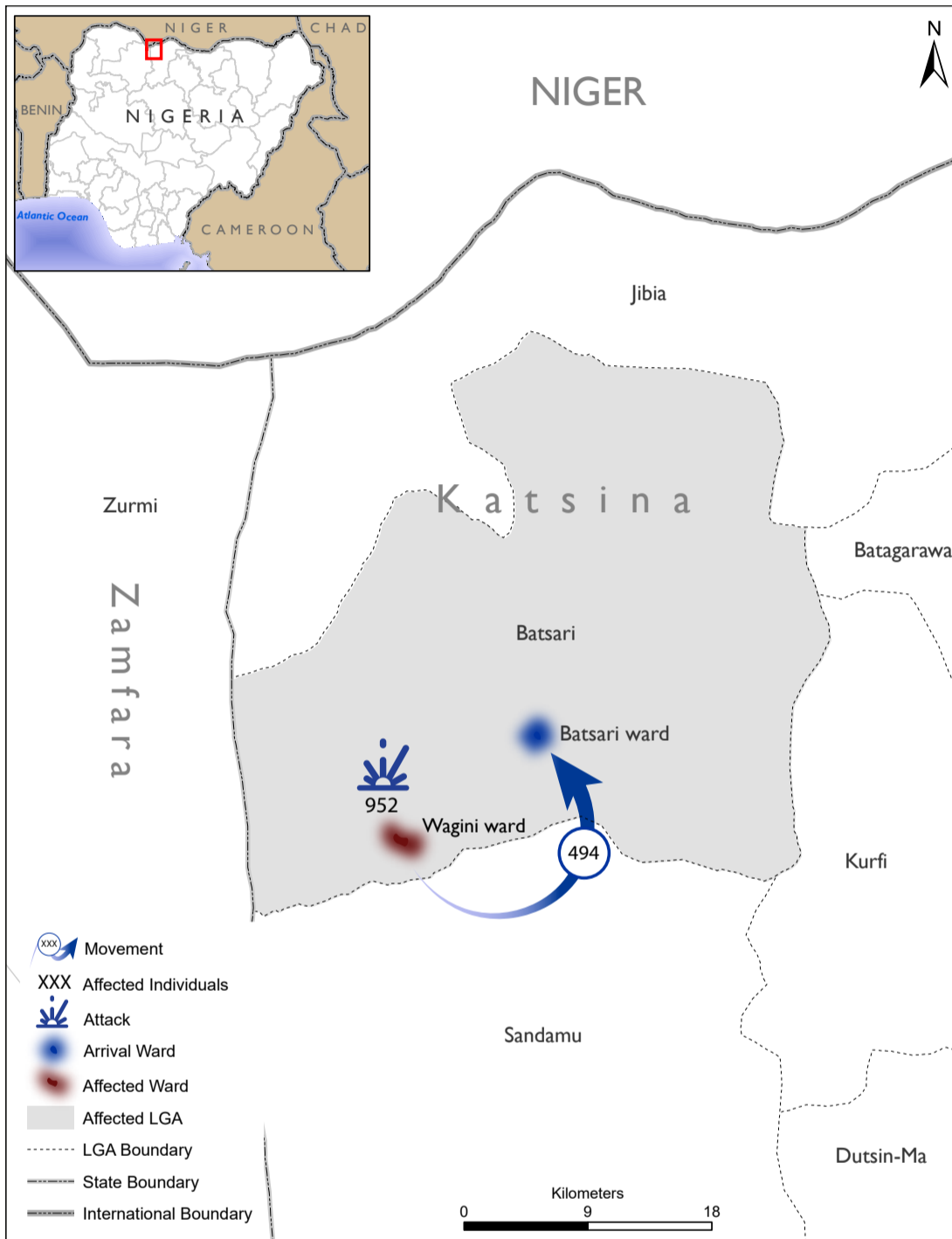
OVERVIEW

On 06 December, armed bandits reportedly attacked the communities Daurawa and Garin Ajiya in Wagini ward of Batsari LGA in Katsina State. The attack affected 952 individuals and led to the displacement of 494 individuals in Garin Ajiya to the community Unguwar Gwanda Sabon Gari in Batsari ward, while those affected in Daurawa remained in the community. As a result of the attacks, 6 fatalities and 24 injuries were reported.

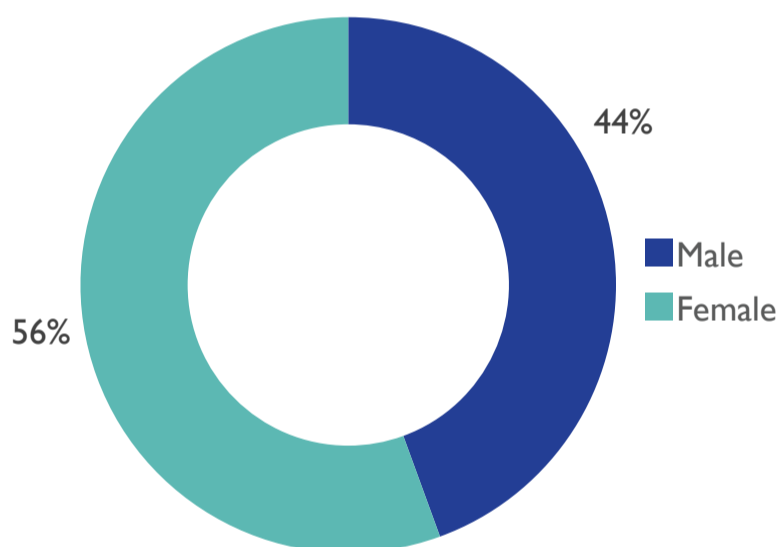
Following these events, rapid assessments were conducted by DTM (Displacement Tracking Matrix) field staff to inform the humanitarian community and government/partners, and to enable targeted response. Flash reports utilise direct observation and a broad network of key informants to gather representative data and collect information on the number, profile, and immediate needs of affected populations.

Nigeria's north-central and north-west zones are afflicted with a multi-dimensional crisis. Long-standing tensions between ethnic and religious groups often result in attacks and banditry or hirabah. These attacks involve kidnapping and grand larceny along major highways by criminal groups. During the past years, the crisis accelerated and has resulted in widespread displacement across the north-central and north-western regions.

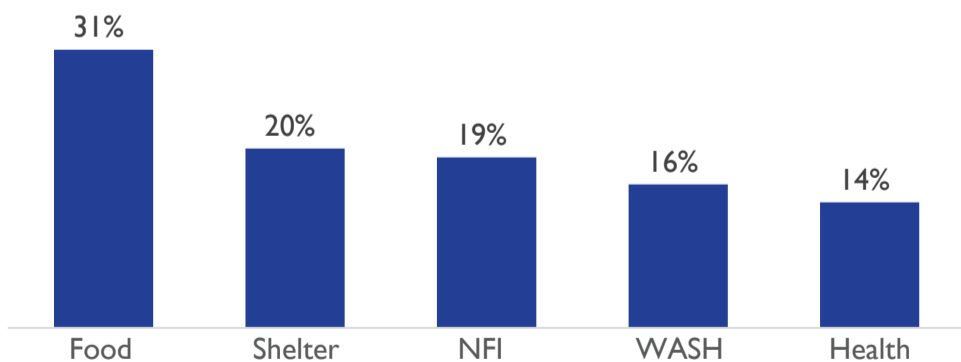
Maps of affected areas



GENDER TOTAL (FIG. 1)



MOST NEEDED ASSISTANCE (FIG. 2)



The above maps is for illustration purposes only. The depiction and use of boundaries, geographic names and related data shown are not warranted to be error-free nor do imply a judgment on the legal status of any territory, or any endorsement or acceptance of such boundaries by IOM. The above figures stated on the map refers to the total number of individuals affected, which includes the number of displaced persons and the fatalities recorded in the affected LGAs in the north-central and north-west region of Nigeria.

State	LGA	Ward	Community	Cause of Incident	Number of Affected Households	Number of Affected Individuals	Casualties	Male	Female	Children	Number of Damaged Shelters
Katsina	Batsari	Wagini	Daurawa	Attacks	73	452	14	204	248	303	3
			Garin Ajiya	Attacks	84	500	16	219	281	335	10
Grand Total					157	952	30	423	529	638	13

"When quoting, paraphrasing, or in any other way using the information mentioned in this report, the source needs to be stated appropriately as follows: "Source: Displacement Tracking Matrix (DTM) of the International Organization for Migration (IOM), Nigeria Mission, December 2022.""