



Affected Population:
1,400 Individuals



Damaged Shelters:
None



Casualties:
78

Movement Trigger:
Armed attacks

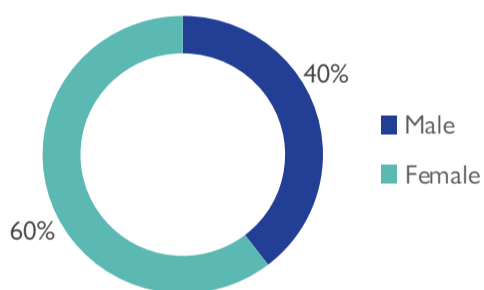
OVERVIEW

Nigeria's north-central and north-west zones are afflicted with a multidimensional crisis rooted in long-standing tensions between ethnic and religious groups and involves attacks by criminal groups and banditry/hirabah (such as kidnapping and grand larceny along major highways). During the past years, the crisis has accelerated because of the intensification of attacks and has resulted in widespread displacement across the region.

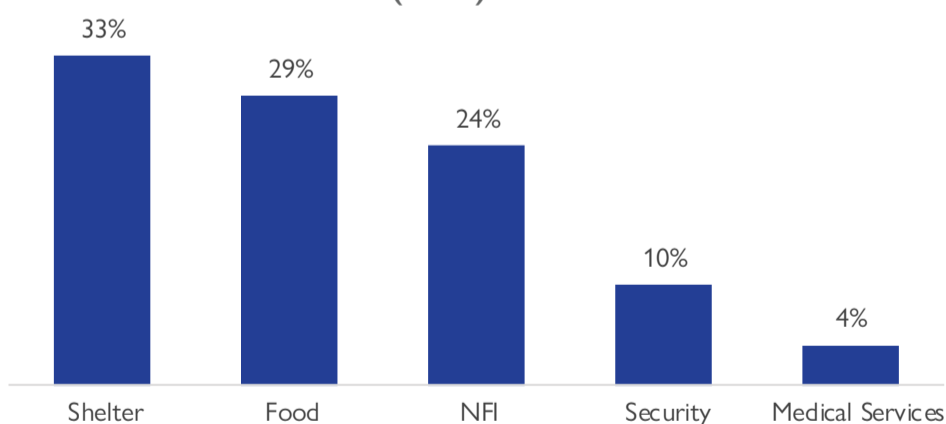
Between the 23rd and 29th of May 2022, armed clashes and banditry have led to new waves of population displacement. Following these events, rapid assessments were conducted by DTM (Displacement Tracking Matrix) field staff to inform the humanitarian community and government partners, and enable targeted response. Flash reports utilise direct observation and a broad network of key informants to gather representative data and collect information on the number, profile and immediate needs of affected populations.

During the assessment period, the DTM identified an estimated 1,400 individuals who were affected by the attacks. A total of 1,371 individuals were displaced to neighbouring wards in the LGAs Maru and Maradun in Zamfara State, Sabon Birni and Tureta in Sokoto State and Jibia in Katsina State. A total of 78 casualties were reported, including 49 injuries and 29 fatalities.

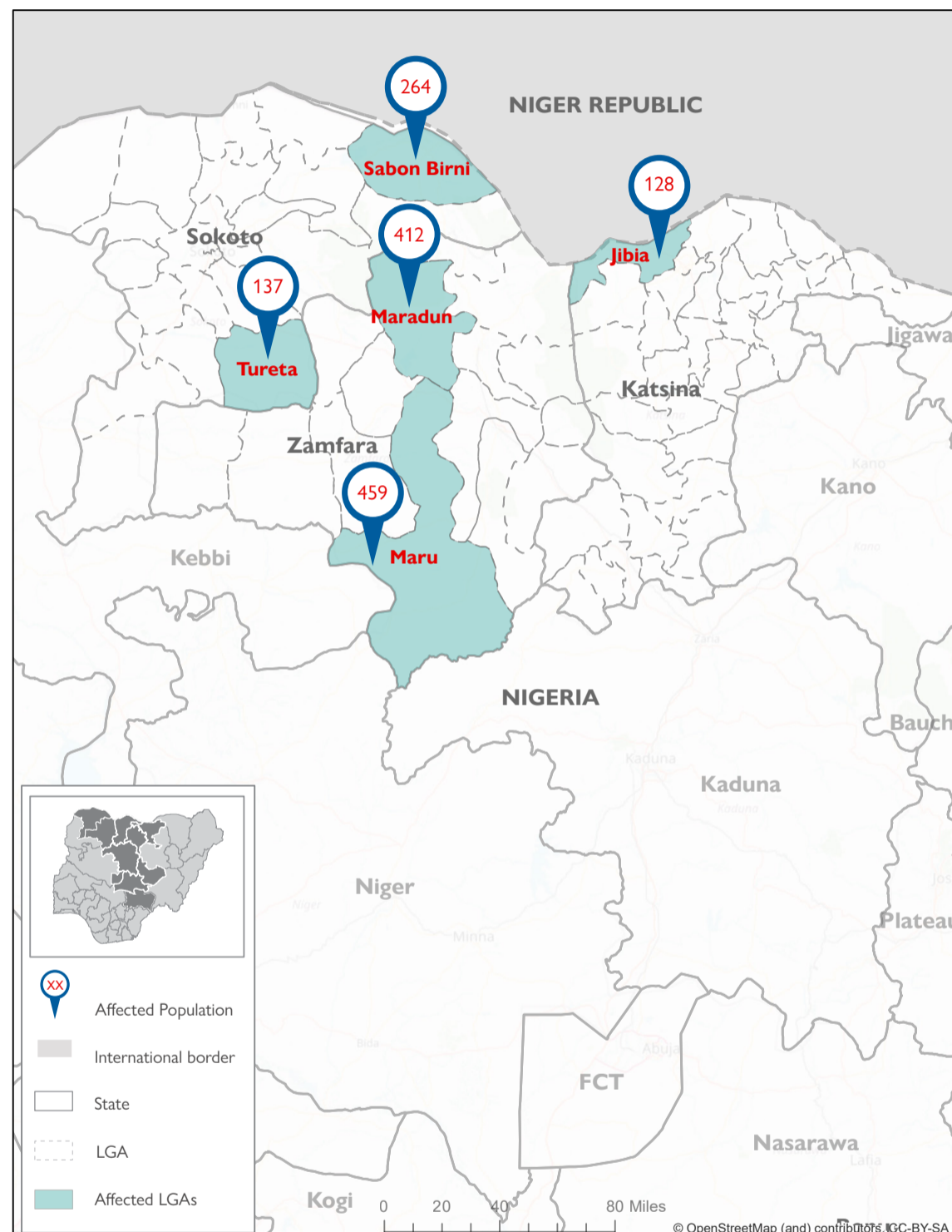
GENDER (FIG. 1)



MOST NEEDED ASSISTANCE (FIG. 2)



AFFECTED LOCATIONS



The above map is for illustration purposes only. The depiction and use of boundaries, geographic names and related data shown are not warranted to be error-free nor do imply a judgment on the legal status of any territory, or any endorsement or acceptance of such boundaries by IOM.

State	LGA	Cause of Incident	Number of Affected Households	Number of Affected Individuals	Casualties	Male	Female	Children	Number of Damaged Shelters
Katsina	Jibia	Attacks	35	128	27	60	68	81	0
Sokoto	Sabon Birni	Attacks	58	264	10	114	150	103	0
Sokoto	Tureta	Attacks	34	137	8	57	80	51	0
Zamfara	Maradun	Attacks	62	412	18	149	263	194	0
Zamfara	Maru	Attacks	61	459	15	180	279	223	0
Grand Total			250	1,400	78	560	840	652	0

"When quoting, paraphrasing, or in any other way using the information mentioned in this report, the source needs to be stated appropriately as follows: "Source: Displacement Tracking Matrix (DTM) of the International Organization for Migration (IOM), Nigeria Mission, MAY 2022.""