

DISPLACEMENT TRACKING MATRIX — NIGERIA EMERGENCY TRACKING TOOL (ETT)

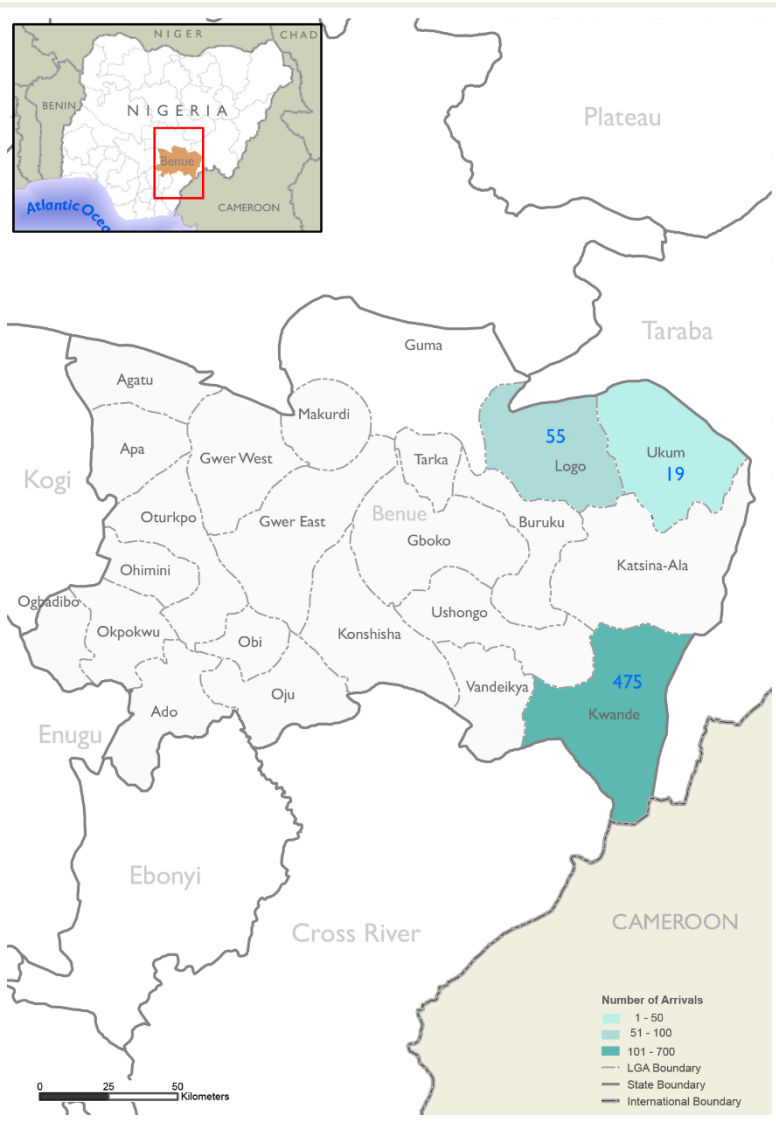
SUMMARY OF MOVEMENTS IN BENUE STATE, 30 DECEMBER 2024 – 5 JANUARY 2025

DASHBOARD: 24

DATA COLLECTION: Week 30, 2024

DATE OF PUBLICATION: 7 JANUARY 2025


OVERVIEW OF DISPLACEMENTS



KEY FIGURES



GENDER BREAKDOWN



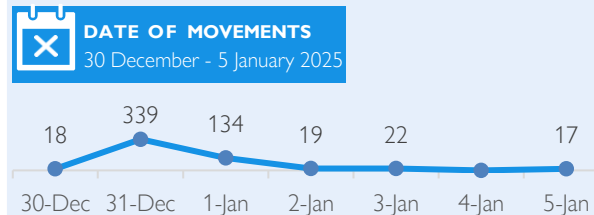
METHODOLOGY

The DTM Emergency Tracking Tool (ETT) is deployed to track and collect information on large and sudden population movements, provide frequent updates on the scale of displacement and quantify the affected population when needed. As a sub-component of the mobility tracking methodology in Nigeria, ETT utilizes direct observations and a broad network of key informants to capture the best estimates of the affected population per location, enabling targeted humanitarian response planning.

LIMITATIONS

The ETT figures reported are not cumulative of all the affected persons thus far but rather provide a snapshot of the current displacement situation on the date indicated. The data and information reported on this dashboard are related solely to the movements caused by the triggers on page two between 30 December 2024 and 5 January 2025.


DISPLACEMENT EVOLUTION



REPORTED NEEDS*



TOP AREA OF ORIGIN



ALERT SUMMARY

Between 30 December 2024 and 5 January 2025, a total of 549 new arrivals were recorded at locations in Benue State. The new arrivals were recorded in Logo, Kwande and Ukum local government areas (LGAs) of Benue State.

ETT assessments identified conflict/attack as the main trigger for these movements in the state.

The majority of the arrivals were from Kwande LGA with 475 individuals which accounted for 87 per cent, Logo LGA with 55 individuals which accounted for 10 per cent and Ukum LGA, with 19 individuals, which accounted for three per cent of the arrivals for the week.

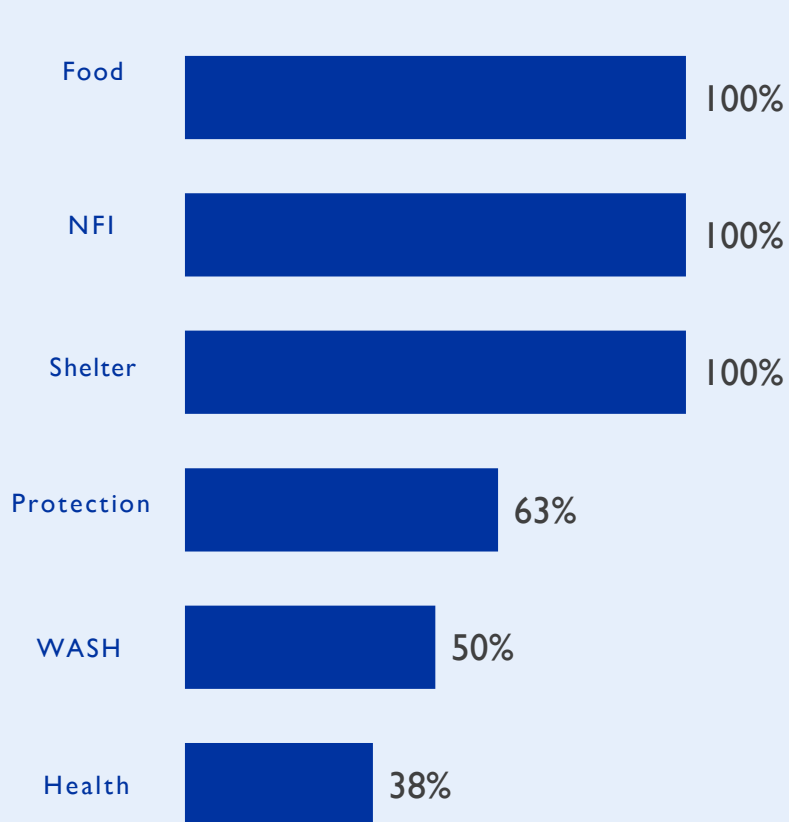
This map is for illustration purposes only. Names and boundaries on this map do not imply official endorsement or acceptance by IOM.

*Multiple-choice response

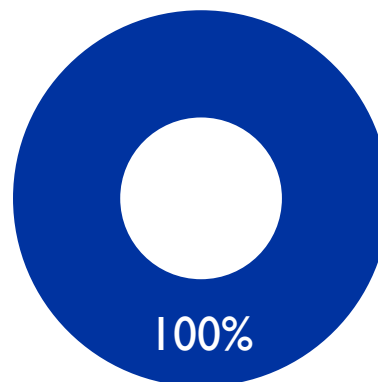
PERCENTAGE OF INDIVIDUALS BY MOVEMENT TRIGGER



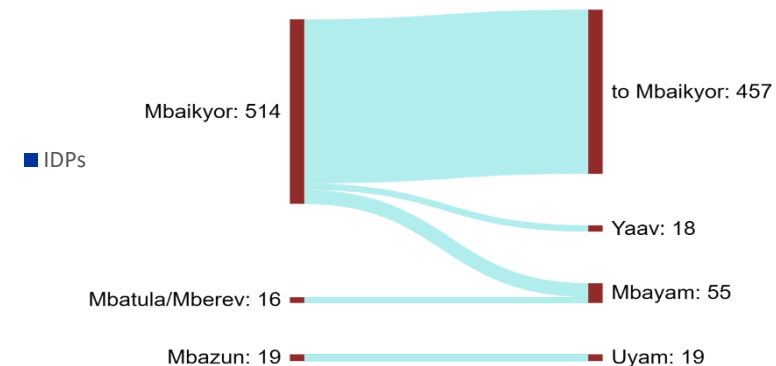
NEEDS EVOLUTION*



ARRIVING POPULATION



MOVEMENT FLOWS BY WARD



DISPLACEMENT BREAKDOWN

Arrival location			Movement location			Number of individuals
State	LGA	Ward	State	LGA	Ward	
Benue	Kwande	Mbaikyor	Benue	Kwande	Mbaikyor	457
		Yaav			Mbaikyor	18
	Logo	Mbayam		Katsina-Ala	Mbatula/Mberv	16
				Kwande	Mbaikyor	39
	Ukum	Uyam		Ukum	Mbazun	19

*Multiple-choice response