

ZUWARA


TRIPOLI

GARABOLI

AL KHUMS


31 JANUARY

252 MIGRANTS




17 JANUARY

233 MIGRANTS




9 JANUARY

279 MIGRANTS



7 JANUARY

270 MIGRANTS




20 JANUARY

**1 BODY
RETRIEVED**



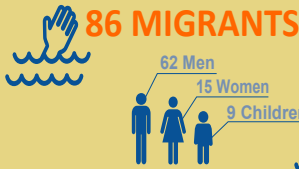
9 JANUARY

105 MIGRANTS




27 JANUARY

86 MIGRANTS



15 JANUARY

352 MIGRANTS




**2 BODIES
RETRIEVED**



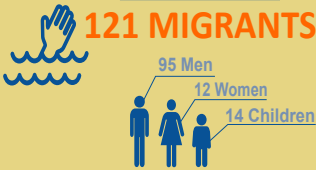
31 JANUARY

89 MIGRANTS




29 JANUARY

121 MIGRANTS




16 JANUARY

123 MIGRANTS



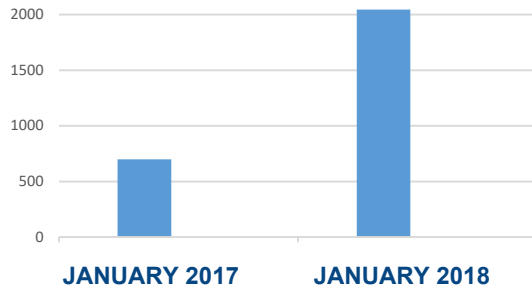
8 JANUARY

135 MIGRANTS



RESCUED or INTERCEPTED 2017/2018

2,046
RESCUED/
INTERCEPTED
in 2018



ITALY

In 2018,

4,256
ARRIVALS

were recorded by sea to Italy through
the Central Mediterranean route



215
DEATHS

were recorded along the Central
Mediterranean route in 2018

Disclaimer: Figures based on updates from Libyan Coast Guard, Libyan Coast Security, Libyan Red Crescent and other Implementing partners. DTM findings on migrants also include persons who originate from refugee producing countries. Figures are estimates based on initial reports at the time of each incident, and are regularly updated as more information becomes available.