

Ukraine IDP figures
general population survey
March 2022

Data: 16/03/2022

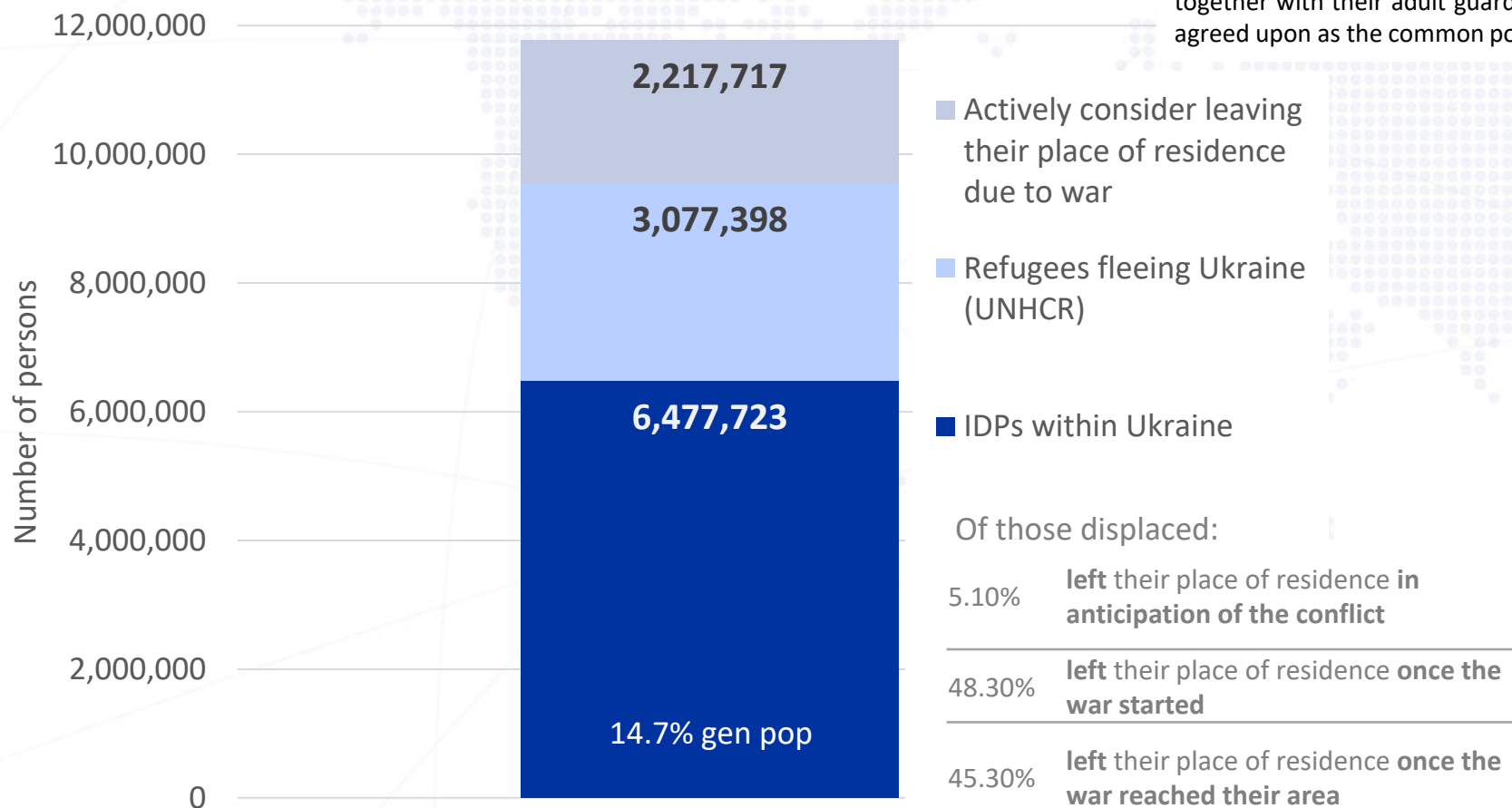
Presentation: 17/03/2022

Presentation to Donor Community: 18/03/2022

IOM UKRAINE GENERAL POPULATION SURVEY – March 2022

TOTAL DISPLACED 9,555,121

INTERNALLY DISPLACED WITHIN UKRAINE 6,477,723



- Actively consider leaving their place of residence due to war
- Refugees fleeing Ukraine (UNHCR)
- IDPs within Ukraine

Of those displaced:

- 5.10% left their place of residence in anticipation of the conflict
- 48.30% left their place of residence once the war started
- 45.30% left their place of residence once the war reached their area

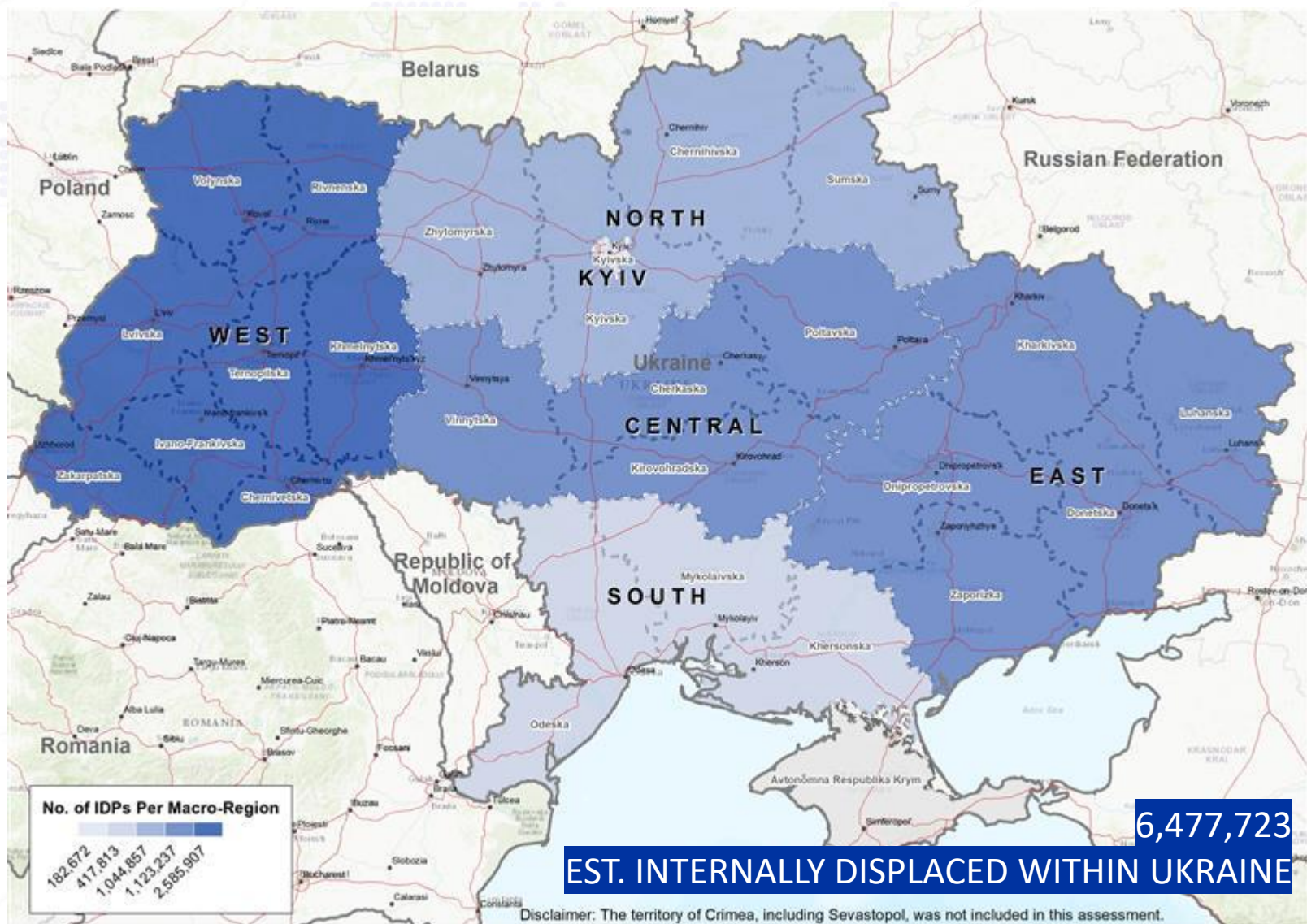
Methodology: Between March 9 and 16 2022, IOM, conducted a rapid representative survey of the general population in Ukraine to gather initial insights into internal displacement and mobility flows, and to assess local needs. While Displacement Tracking Matrix tools are being established, this general population survey will serve as a preliminary source to identify areas with high humanitarian needs and to inform the targeting of response aiming to assist the conflict-affected population. The geographical scope of the survey covers all five macro-regions (West, East, North, Center, South, and the city of Kyiv). The probabilistic sample, representative at macro-region level, was constructed through a random-digit-dial (RDD) approach, and 2,000 respondents aged 18 and over were interviewed using the computer assisted telephone interviewing (CATI) method. Those currently outside Ukraine were not interviewed. Population estimates assume that children travel together with their adult guardians. The estimates rely on the UNFPA population data for Ukraine, agreed upon as the common population baseline by the humanitarian community .

BARRIERS TO MOVEMENT

Of those who remain in place of habitual residence:

- 10% say it is not safe for them to leave
- 8% say they wouldn't know where to go
- 7% say they don't want to leave family members behind
- 5% say they cannot afford the cost of leaving
- 1% say they cannot leave due to a health issue or a disability

ESTIMATED CURRENT LOCATION OF INTERNALLY DISPLACED PERSONS BY MACRO-REGION:



INTERNALLY DISPLACED WITHIN UKRAINE: 6,477,723

PER MACRO-REGION:

IDPs BY ORIGIN

Of those who reported
a) not being present in area of habitual residence,
and b) indicated current war as reason for their move
n=293

Macro-Region	% of IDPs origin	# est. IDPs departed per Macro Region
KYIV	29.90%	1,936,839
EAST	36.20%	2,344,936
SOUTH	7.50%	485,829
CENTER	3.40%	220,243
NORTH	20.10%	1,302,022
WEST	2.90%	187,854
total est. displaced within Ukraine		6,477,723

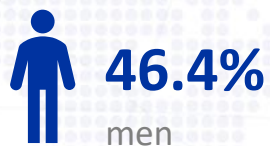
IDPs BY CURRENT LOCATION

Of those who reported
a) not being present in area of habitual residence,
and b) indicated current war as reason for their move
n=293

Macro-Region	% of IDPs location	# est. IDPs per Macro Region
KYIV	2.82%	182,672
EAST	17.34%	1,123,237
SOUTH	6.45%	417,813
WEST	39.92%	2,585,907
NORTH	16.13%	1,044,857
CENTER	17.34%	1,123,237
total est. displaced within Ukraine		6,477,723

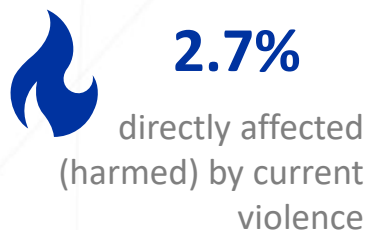

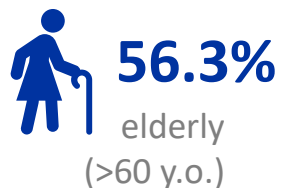
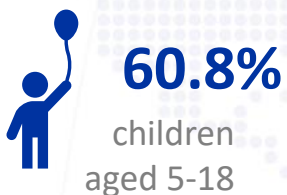

INTERNALLY DISPLACED WITHIN UKRAINE: 6,477,723

PROFILE Share of IDP respondents:



SHARE OF IDP HHs WITH VULNERABLE MEMBERS

Share of IDPs who report some of their current HH members are:



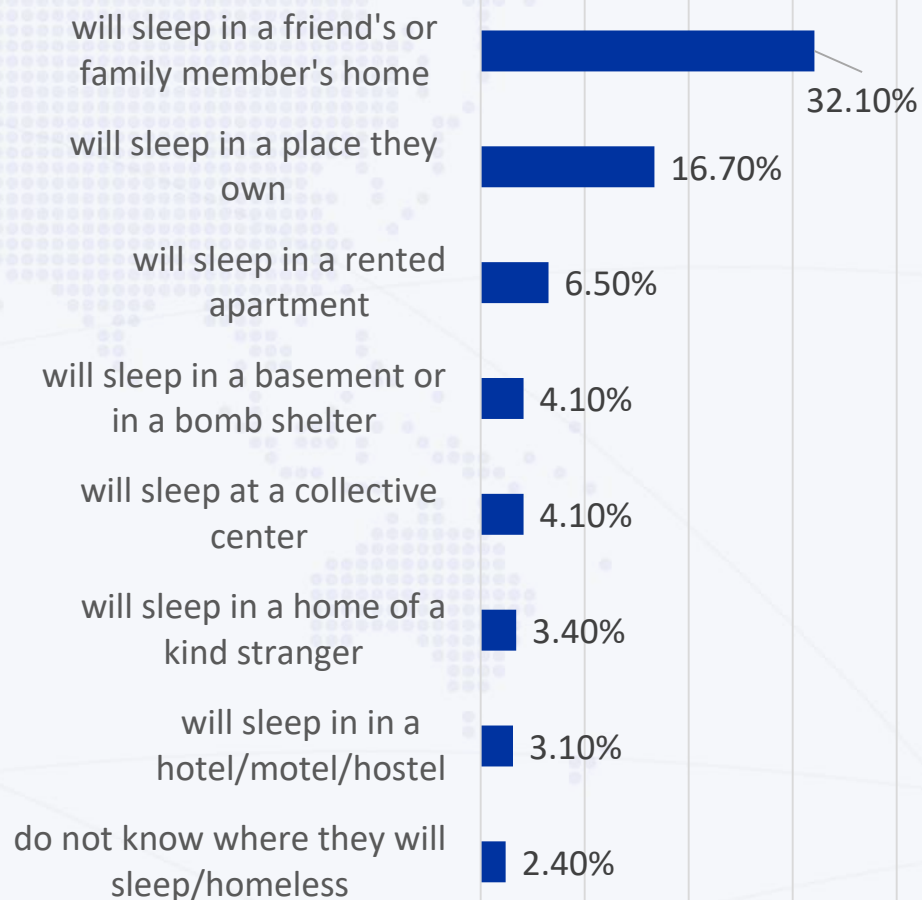
Data as of 16/03/2022

SHELTER

20.8% indicated that it has been “hard” or “extremely hard” to find a place to sleep tonight for themselves and their family / household

Where will you and your family sleep tonight?*

*Non-exhaustive list of answers



KEY CHARACTERISTICS AND NEEDS IN COMPARISON

INCOME LEVEL

	Non-displaced	IDPs
HH income level under 5000 UAH/month (\$170)	26.60%	6.15%
cannot afford the cost of journey to leave current location	12.50%	6.70%

SAFETY

	Non-displaced	IDPs
current location targeted by military attacks	22.80%	12.30%
it's not safe to leave my current location	18.10%	13.30%
feeling somewhat safe in current location	36.90%	51.20%
feeling completely unsafe	10.20%	5.10%

VULNERABILITY

	Non-displaced	IDPs
households with children aged 5-18	43%	60.80%
households with a disabled member	26.20%	19.50%
households with an elderly member	65.00%	56.30%
households with member(s) who are IDPs from 2014-15	5.40%	13.30%

NEEDS

	Non-displaced	IDPs
experiencing lack of food	16.30%	11.60%
experiencing lack of medicines and health services	34.30%	27.00%
experiencing lack of accommodation	3.10%	16.00%
experiencing lack of clothes and shoes, other NFIs	6.90%	22.90%

FOR DETAILS PLEASE CONTACT IOM UKRAINE

Karolina Krelinova (kkrelinova@iom.int)

Robert Trigwell (rtrigwell@iom.int)

DATA COLLECTION FACILITATED BY

Multicultural Insights

Note: A MACRO-REGION

“A macro-region is a part of the territory of Ukraine consisting of several regions or their parts, united by common features, which have common development problems, within which special regional development programs are implemented for this territory.”

- LAW OF UKRAINE - On the principles of state regional policy (Article 1, item 2)

Granular analysis of data on needs among IDPs and those who remain in places of habitual residence shall be shared with partners shortly.