

## Displacement overview

**178,928** Individuals  
**43,359** Households

**189** Locations assessed  
134 sites and 55 host communities

## Demographics

**98%** of households have children

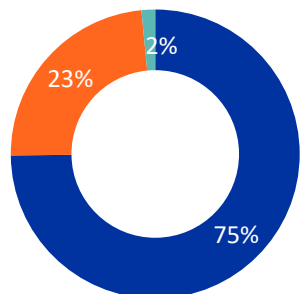
**3%** Elderly

**67%** Minors

**7** Average household size

Demographics data was collected at the household level through a demographics calculator with a sample of 15 283 households

## Displaced populations

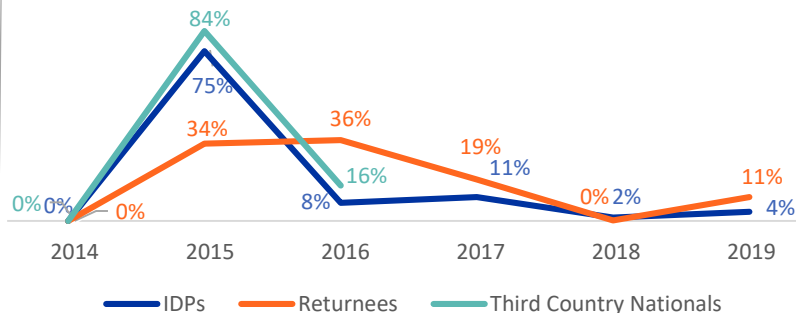


**133,338** Internally Displaced Persons (IDPs)

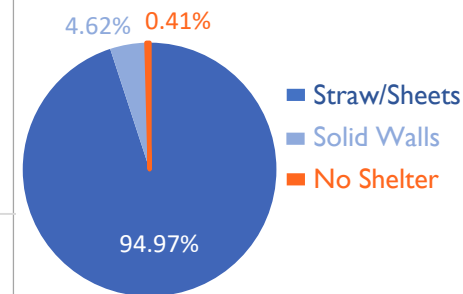
**42,788** Returnees

**2,802** Third Country Nationals (TCNs)

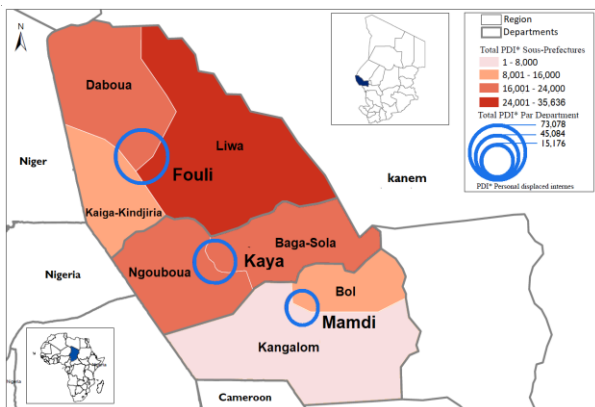
## Year of displacement of displaced populations



## Shelter types

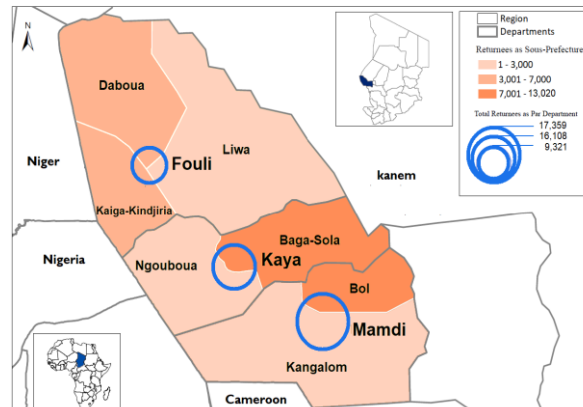


## Internally Displaced Persons



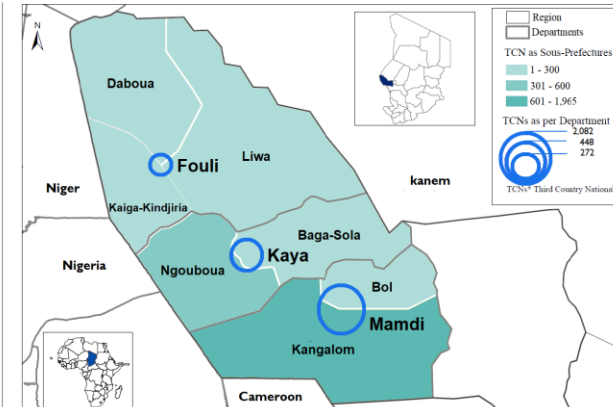
Department	Households	Individuals
Fouli	18,535	73,078
Kaya	10,754	45,084
Mamdi	3,631	15,176
<b>Total</b>	<b>32,920</b>	<b>133,338</b>

## Returnees



Department	Households	Individuals
Fouli	2,432	9,321
Kaya	3,854	16,108
Mamdi	4,153	17,359
<b>Total</b>	<b>10,439</b>	<b>42,788</b>

## Third Country Nationals



Department	Households	Individuals
Fouli	63	272
Kaya	107	448
Mamdi	498	2,082
<b>Total</b>	<b>668</b>	<b>2,802</b>