



International Organization for Migration (IOM)
The UN Migration Agency

DTM

MIXED MIGRATION FLOWS IN THE MEDITERRANEAN

Compilation of Available
Data and Information

March 2018



Contents

Highlights	4
Overview of Arrivals	6
Transit countries – Registered irregular migrants	7
Overview maps	10
Policy Updates	12
Relocations	13
Countries of First Arrival	16
Italy	16
Greece	22
Bulgaria	26
Cyprus	29
Spain	30
Transit Countries*	35
Croatia	35
Hungary	37
Romania	40
Serbia	42
Slovenia	43
The Former Yugoslav Republic of Macedonia	45
Turkey	48
Western Balkans	53
Albania	54
Bosnia and Herzegovina	55
Kosovo	57
Montenegro	58
Central Mediterranean	59
Libya	59
Niger	60
About this Report	63

* The term transit country is used in the context of the ongoing DTM flow monitoring of movements from Middle East and Africa towards Europe. It does not imply any official accepted profiling of the countries concerned."



Photo: Migrants disembarked from a rescue vessel in the Italian port of Augusta in Sicily. Francesco Malavolta/IOM 2015

HIGHLIGHTS

DTM flow monitoring data compiled from national authorities and IOM offices show that the number of arrivals through Mediterranean routes between January and March 2018 is half the number of arrivals in the same period in 2017. In the first quarter of 2018 a total of 18,956 migrants and asylum seekers arrived in Europe using different land and sea routes, in comparison to 34,531 registered in the first quarter of 2017. As previously reported, the decrease is mainly due to the drop in arrivals in Italy. This year, authorities in Italy registered 6,296 new arrivals, almost four times less than the 24,292 registered in the same period in 2017. Similarly, the decrease is also noted in registered arrivals in Bulgaria (714 in 2017 and 286 in 2018), Spain (5,204 versus 4,984) and Cyprus (250 versus 47). In contrast to that, there was an increase of 67 per cent in registered sea and land arrivals to Greece from 4,407 in the first quarter of 2017 to 7,343 registered in the first quarter of 2018. The increase in the number of land arrivals is especially significant as it reached a total of 2,145 at the end of March 2018, which is the highest figure reported in the past four years. The majority (62%) of migrants who were registered crossing to Greece by land from Turkey were registered during this reporting period - a total of 1,327, which is three times greater than the 425 land arrivals reported in February and the 393 registered in January 2018.

Available data on the nationalities of the migrants and refugees who arrived in Italy and Greece, two main entry points in the Mediterranean, indicate a change in the nationality structure of the registered population between the first quarters of 2017 and 2018. Looking at the top five registered nationality groups in Greece reveals that an estimated third of the migrants and refugees were Syrian nationals in both 2017 (36%) and 2018 (37%). The differences in the nationality structures between the two years become evident in

the second largest group, Iraqi nationals, whose proportion of the overall caseload differs between years. In 2017, 10 per cent of the migrants were of Iraqi origin while in 2018 this increased to 28 per cent. Similarly, the presence of Afghan nationals also increased from 6 per cent in 2017 to 12 per cent at the end of March 2018. In addition, in 2017 migrants from Algeria (9%) and Pakistan (6%) were listed among the top five nationalities, while in 2018 there was an increase in the presence of migrants and refugees from Cameroon (3%) and Iran (2%) (see the complete breakdown [here](#)).

The most significant difference in terms of the nationality breakdown available for Italy is related to the presence of Eritrean nationals. At the end of March 2017, Eritrean nationals comprised only 2 per cent of the overall registered caseload. One year later, at the end of the first quarter they were the largest registered nationality comprising 25 per cent of the overall arrivals. The second largest registered nationality in 2018 were Tunisian nationals (19%) followed by those from Nigeria (6%), Pakistan (5%), Côte d'Ivoire (4%), Libya (4%), Sudan (4%) and Guinea (4%). In comparison, in 2017, Guinean nationals were the largest registered nationality (13%) followed by those from Nigeria (13%), Bangladesh (12%), Côte d'Ivoire (10%), the Gambia (9%) and Senegal (8%) (see the complete breakdown [here](#)).

In contrast to the overall decrease in arrivals to Europe along the Mediterranean route, increased movement has been observed in the transit countries along the Balkan route from Albania to Montenegro to Bosnia and Herzegovina. Authorities in the three listed countries registered in total more than 2,400 irregular migrants on entry or exit, the majority in Bosnia and Herzegovina (1,314). This represents more than four times the number registered in the same period in 2017 (548) (see [more here](#)).



Photo: Mediterranean Migrants
The Italian Coast Guard rescues migrants bound for Italy. Francesco Malavolta/IOM
2014

OVERVIEW OF ARRIVALS

Figure 1 Daily and cumulative figures since 1 January 2018

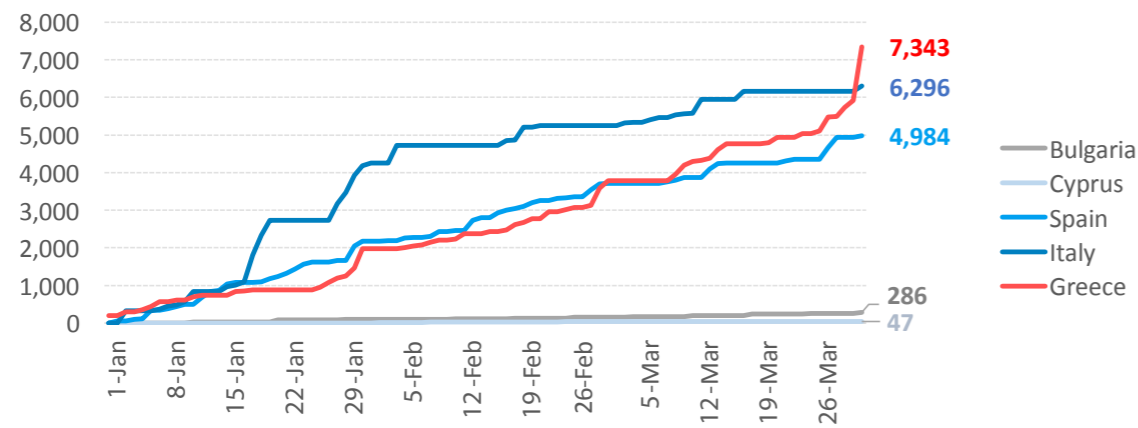
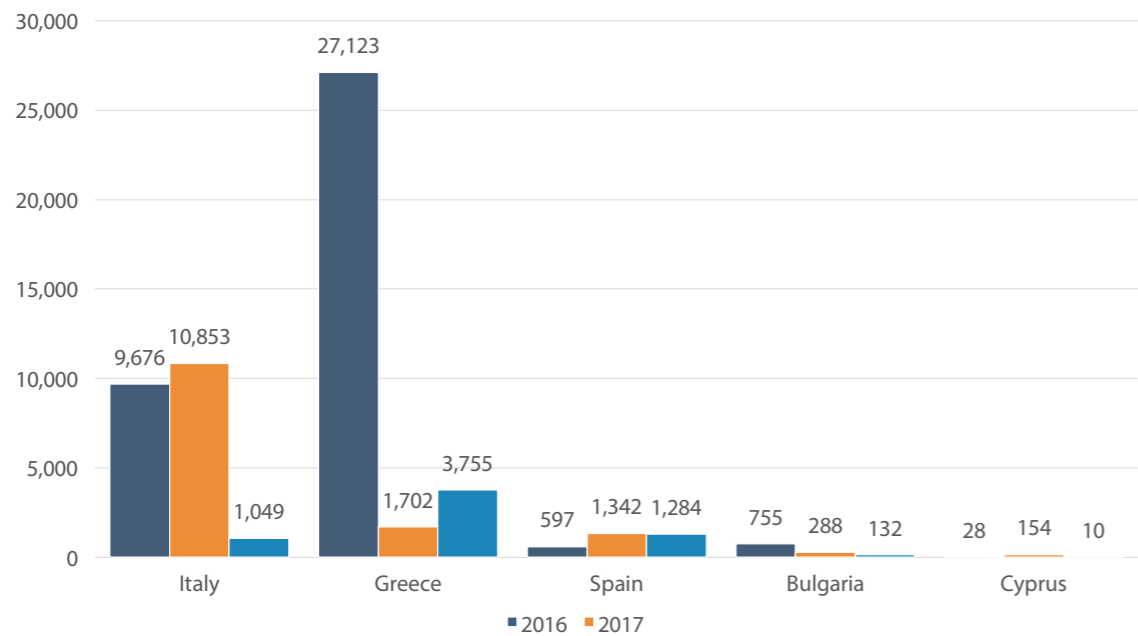


Figure 2 Arrivals in March, comparison 2016 - 2018



TRANSIT COUNTRIES – REGISTERED IRREGULAR MIGRANTS

Figure 3 Hungary

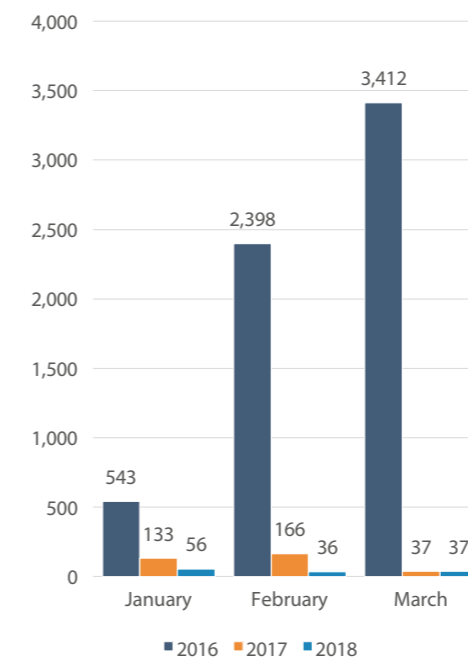


Figure 4 the Former Yugoslav Republic of Macedonia

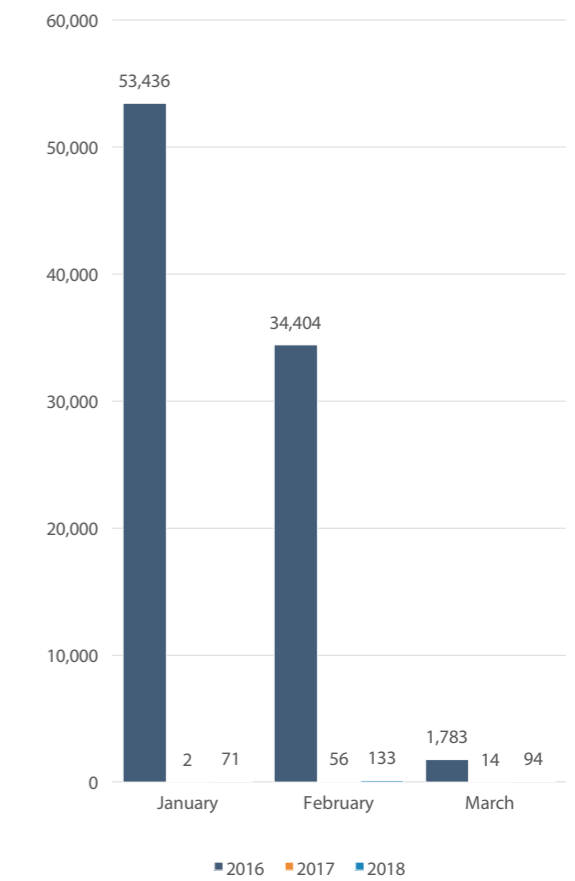


Figure 5 Croatia

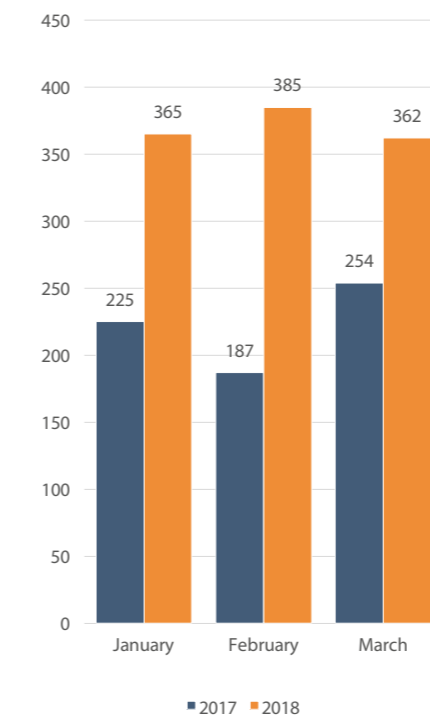


Figure 6 Albania

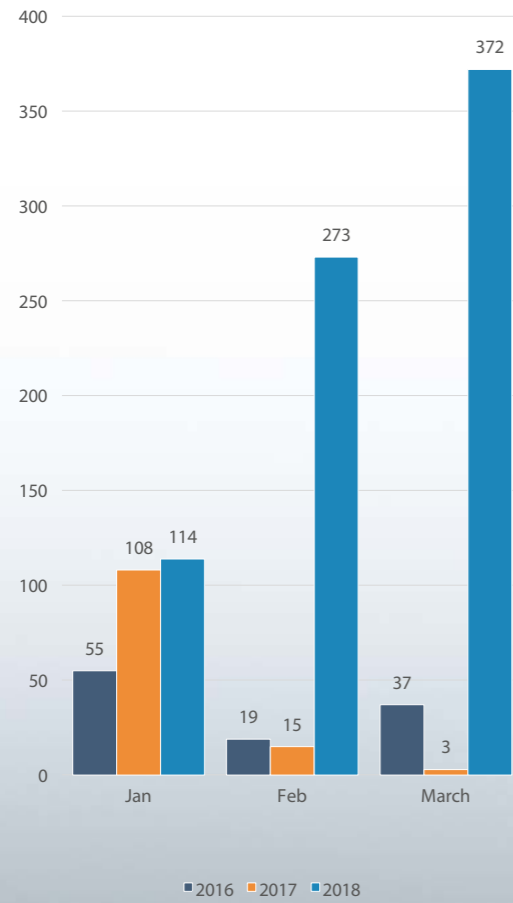


Figure 7 Montenegro

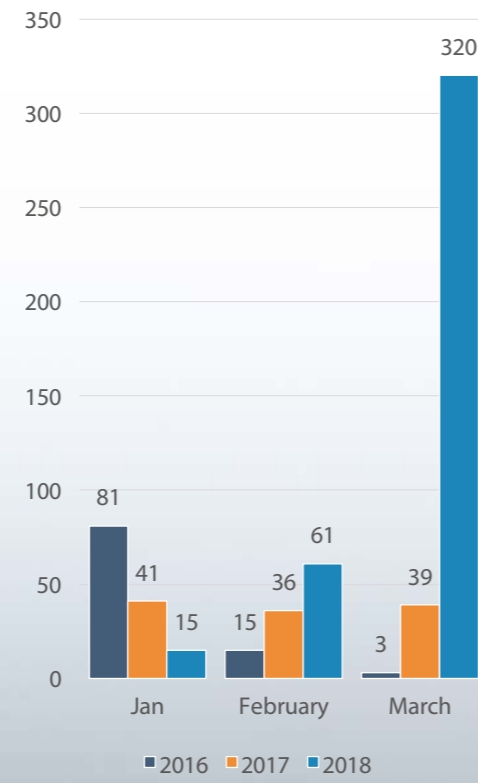


Figure 8 Kosovo (UNSCR 1244/1999)

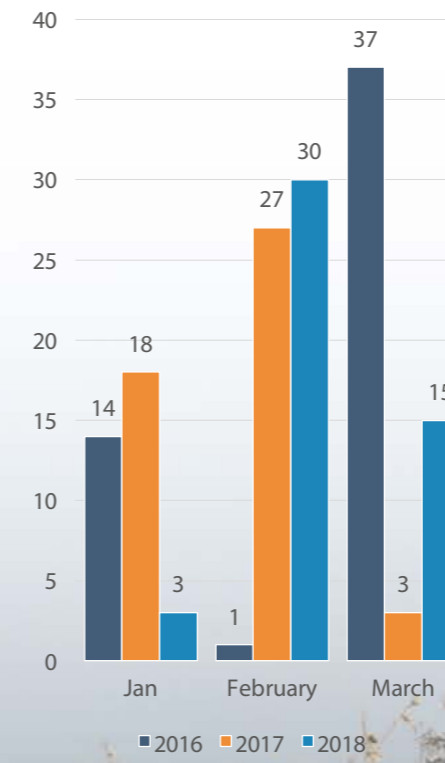


Figure 9 Slovenia

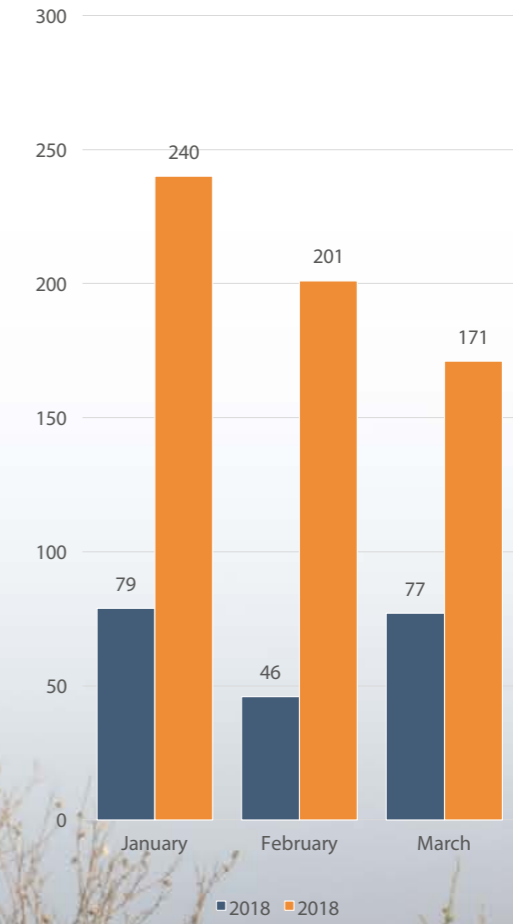


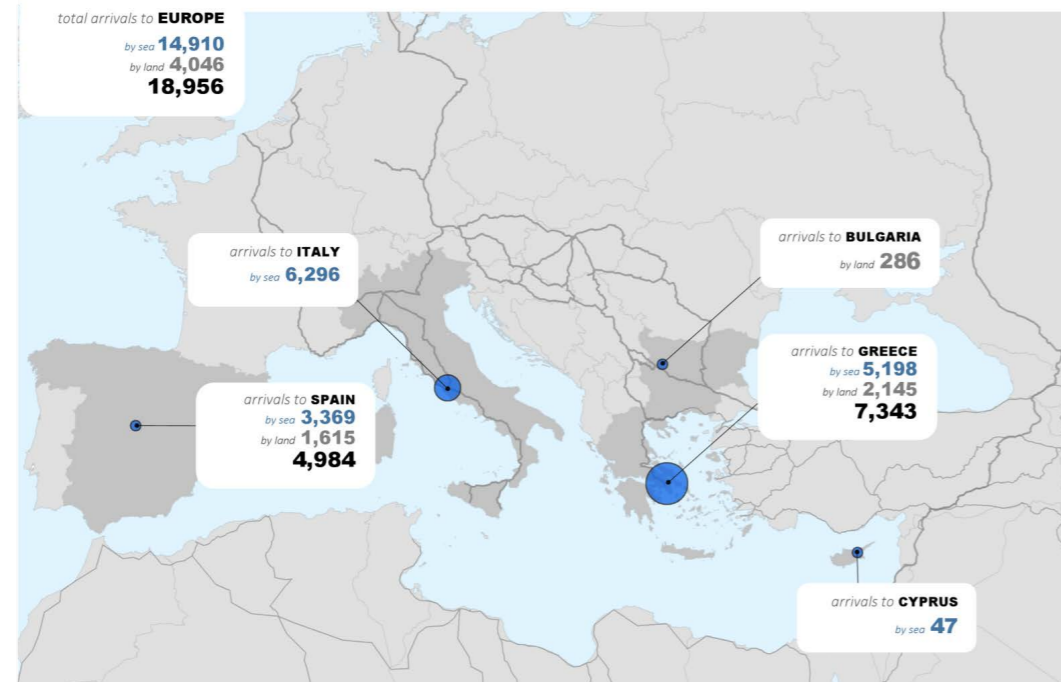
Photo: Syrian refugees crossing the Serbian-Croatian border.
Francesco Malavolta/IOM 2015

OVERVIEW MAPS

OVERVIEW: MIGRANT FLOWS TO EUROPE

Registered and reported arrivals to Greece, Cyprus, Spain, Italy and Bulgaria From 01 January 2018 to 31 March 2018

Disclaimer: Base Map Source: ESRI. This map is for illustration purposes only. Names and boundaries on this map do not imply official endorsement or acceptance by IOM.



OVERVIEW: COUNTRIES OF ORIGIN - ARRIVALS TO GREECE AND ITALY

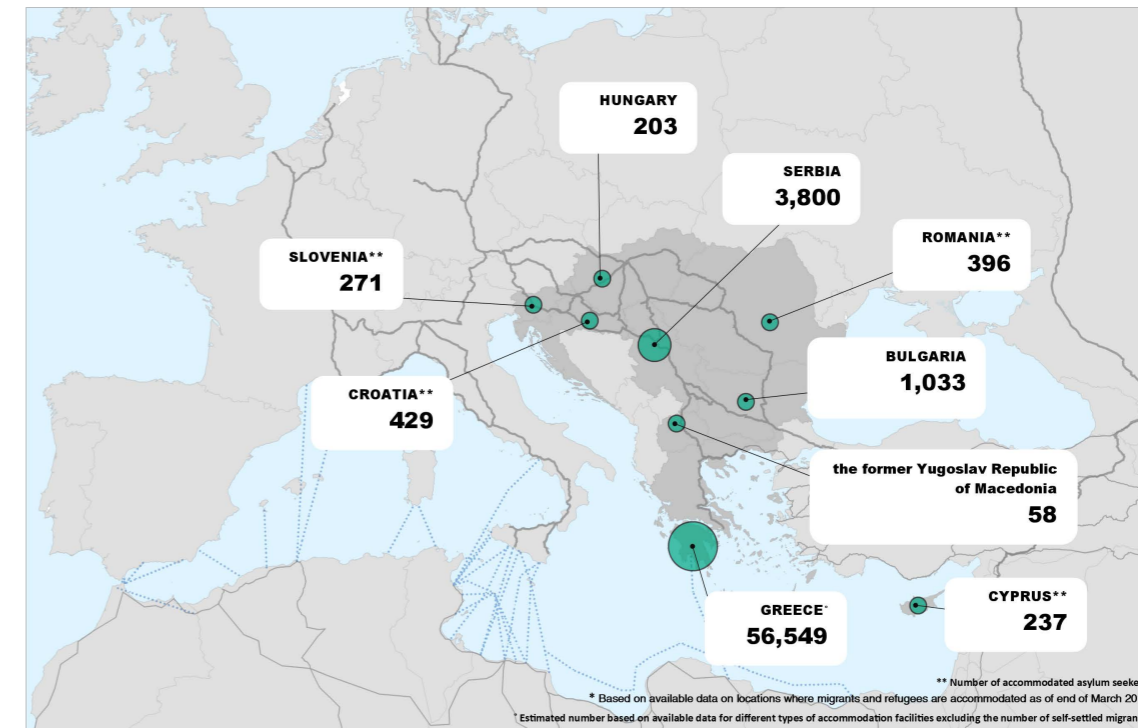
From 01 January to 31 March 2018



OVERVIEW: PRESENCE OF MIGRANTS AND ASYLUM SEEKERS

Stranded migrants and asylum seekers in Cyprus, Greece, the FYR of Macedonia, Serbia, Hungary, Croatia, Slovenia, Romania and Bulgaria* 28 February 2018*

Disclaimer: Base Map Source: ESRI. This map is for illustration purposes only. Names and boundaries on this map do not imply official endorsement or acceptance by IOM.



PRESENCE OF MIGRANTS AND ASYLUM SEEKERS IN THE REGION - CHANGES OVER TIME

Country	March ¹ 2016	March 2017	March 2018
Greece ²	42,688	62,215	56,549
the Former Yugoslav Republic of Macedonia	1,199	44	58
Serbia	1,706	7,740	3,800 ³
Croatia*	231	553	429
Slovenia*	408	276	271
Hungary	/	512	203
Bulgaria	865	3,307	1,033
Cyprus*	/	/	237
Romania*	/	/	396

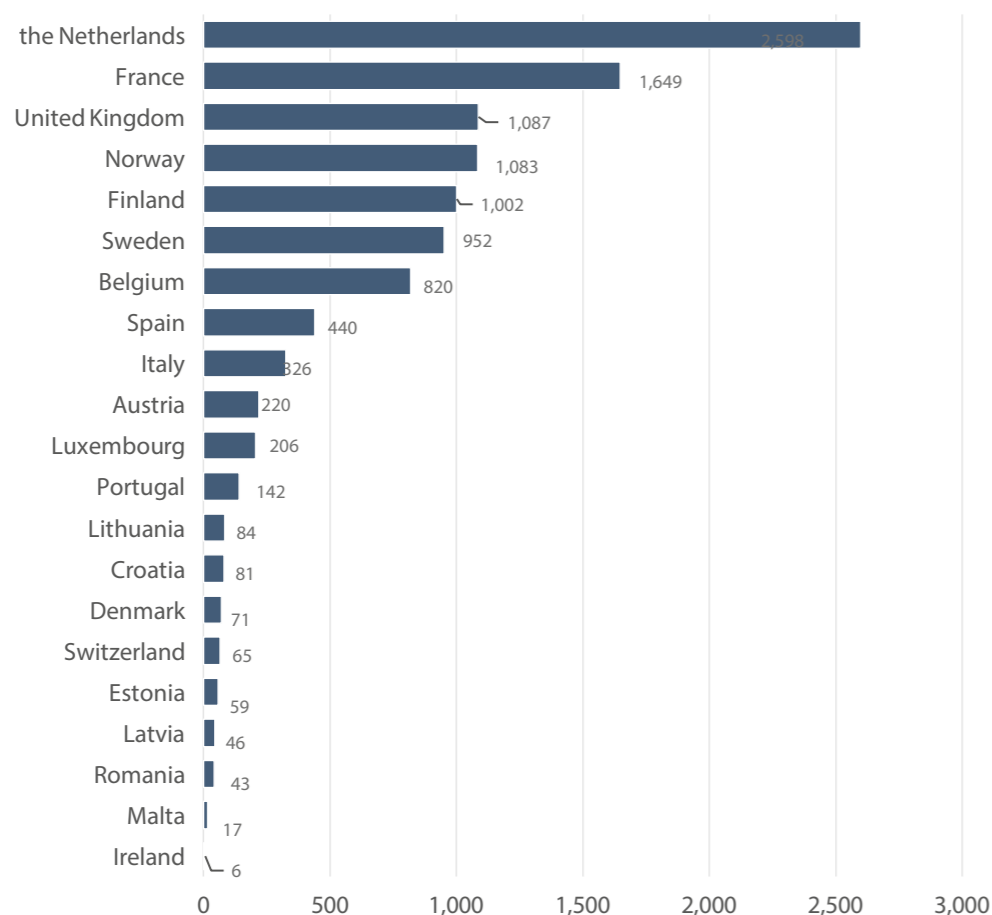
*Number of Asylum Seekers

- 1 Monitoring of data on migrants presence started in March 2016 upon the closure of the Western Balkans route following the implementation of the EU-Turkey Statement.
- 2 Sum of available information, excluding the figure on self-settled migrants and asylum seekers.
- 3 Estimates including numbers in State run reception facilities and public spaces in Belgrade area.

POLICY UPDATES

On 18 March 2016, the European Union (EU) and Turkey agreed on a plan to end irregular migration flows from Turkey to the EU. The document states that from 20 March 2016 all persons who do not have a right to international protection in Greece will be returned to Turkey, based on the Readmission Agreement from 2002 signed between the countries. The whole document is available [here](#) and for the last report on Relocation and Resettlement please check [here](#).

Figure 9 Number of Syrian refugees resettled from Turkey to Europe (EEA)⁴ between April 2016 and March 2018



⁴ The figures include number of Syrian refugees assisted by IOM Turkey through 1:1 resettlement scheme as well as other bilateral programs. Between April 2016 and March 2018 a total of 15,661 Syrian refugees have departed to European countries. Source: IOM

VOLUNTARY HUMANITARIAN RETURNS FROM LIBYA

IOM has assisted more than 10,000 migrants to return home safely from Libya with support from the EU, African Union (AU) and the Libyan Government since the scale up of the Voluntary Humanitarian Return (VHR) program that started on 28 November 2017. Another 5,200 migrants have returned to their homes with the support of AU member states during the same period. In total, approximately 23,300 migrants have been returned through IOM's VHR program since January 2017. IOM has been supporting migrants to return from Libya since 2006. Scale-up of the operations was launched on 28 November 2017 following the AU-EU Summit in Abijan where representatives of the AU, EU and the United Nations (UN) outlined the response to the reports of slavery and migrant abuse in Libya. A tripartite AU-EU-UN taskforce

focused on voluntary repatriation, initially planned to return at least 15,000 migrants identified in Government-controlled detention centres through the European Trust Fund. The taskforce addressed jointly some of the challenges encountered: timely issuance of exit visas, granting landing rights to non-Libyan airlines and provision of documentation/consular services for migrants to enable their return. In the first three months of 2018, a total of 5,034 stranded migrants returned home to 27 different countries. Moreover, all returned migrants will be allocated reintegration assistance in one of the following areas - establishing micro businesses, continuing education/trainings, medical support, housing support or community based reintegration (read more [here](#)).

RELOCATIONS

Based on the Commission's proposals, the Justice and Home Affairs Council adopted two decisions in September 2015 to relocate 160,000 asylum seekers from frontline Member States to assist them in dealing with the pressures of the refugee crisis. Under the emergency relocation scheme, up to 106,000 persons in need of international protection with a high chance of having their applications successfully processed (an EU average recognition rate of over 75%) are to be relocated from Greece and Italy, where they have arrived, to other Member States where they will have their asylum applications processed. If these applications are successful, the applicants will be granted refugee status with the right to reside in the Member State to which they are relocated. Following the EU-Turkey Statement of 18

March 2016, a total of 54,000 places, which had been foreseen for relocation from possible other Member States, were re-allocated for the purpose of legal admission of Syrians from Turkey to the EU.

IOM is implementing the pre-departure health assessments, pre-departure orientation and actual transfer of the beneficiaries, in coordination with Italy and Greece as well as the Member States to which relocation takes place. Initially planned to end in September 2017, the program has been extended until 31 March 2018.

According to the latest available data, the European Commission has made available an overview of Member States' support to the EU relocation mechanism. To date, 25 countries have committed to make places

available under the scheme, namely Austria (50) Belgium (1,530), Bulgaria (1,070), Croatia (316), Cyprus (205), Czech Republic (50), Estonia (396), Finland (2,128), France (6,940), Germany (13,250), Ireland (1,152), Latvia (627), Liechtenstein (10), Lithuania

(1,160), Luxembourg (545), Malta (205), the Netherlands (2,825), Norway (1,500), Poland (100), Portugal (3,218), Romania (2,182), Slovakia (60), Slovenia (579), Spain (2,500), Sweden (3,777) and Switzerland (1,530) with an overall number of 47,905 places.

Member State	Relocations from Greece	Relocations from Italy	Total
Austria	0	41	41
Belgium	700	471	1,171
Bulgaria	50	10	60
Croatia	60	22	82
Cyprus	96	47	143
Czech Republic	12	0	12
Estonia	141	6	147
Finland	1,202	779	1,981
France	4,400	550	4,950
Germany	5,391	5,406	10,797
Hungary	0	0	0
Ireland	1,022	0	1,022
Latvia	294	34	328
Liechtenstein	10	0	10
Lithuania	355	29	384
Luxembourg	300	249	549
Malta	101	67	168
The Netherlands	1,755	1,008	2,763
Norway	693	815	1,508
Portugal	1,192	351	1,543
Romania	683	45	728
Slovakia	16	0	16
Slovenia	172	81	253
Spain	1,124	235	1,359
Sweden	1,656	1,392	3,048
Switzerland	580	920	1,500
Total	22,005	12,558	34,563



Photo: When a bomb destroyed their house and took the life of their mother, one brother and one sister, their father decided to flee Syria and look for safety elsewhere. The two sisters wait at a transition camp before crossing the border from Greece to FYROM. The girl on the left was wounded during the attack, but survived./IOM 2015

ITALY

As of March 2018, a total of 6,296 migrants were reported to have arrived in Italy by sea. This is a 74 per cent decrease in comparison with the same period in 2017. According to Italy's Ministry of Interior (MOI)⁵, Eritrea represents the largest declared nationality in the first month of 2018 (around 25% of the 1,500 individuals), followed by Tunisia (19%), Nigeria (6%), Pakistan (5%), along with many other nationalities of Africa and Southern Asia.

March 13 – The hotspot in Lampedusa has been temporarily closed to allow for renovation and restructuring works, after several denunciations from organizations and human rights groups on the bad conditions of the camp ([here](#)).

March 15 - The Spanish NGO Proactiva Open Arms was contacted by the Tripoli coast guard while conducting a rescue operation in international waters off the Libyan coast, who ordered that the rescued migrants should have been transferred to

10 Arrivals by sea in January, February and March, comparison 2015 - 2018



⁵ IOM data is adjusted according to the official figures provided by Italy's Ministry of Interior twice a week.

one of their ships. The NGO refused to deliver the migrants and headed to Italy. A prosecutor in Catania ordered the seizure of the NGO's boat and an investigation was opened on the rescuers ([here](#) and [here](#)). IOM Italy released a statement regarding the need to save migrants' lives as a top priority, at sea and in all dangerous situations also within the borders of Europe ([here](#)).

March 19 – Some international media report on good practices in local integration of migrants and refugees in Italy, especially in small towns where the whole community is involved in the process of hosting and including new arrivals ([here](#)).

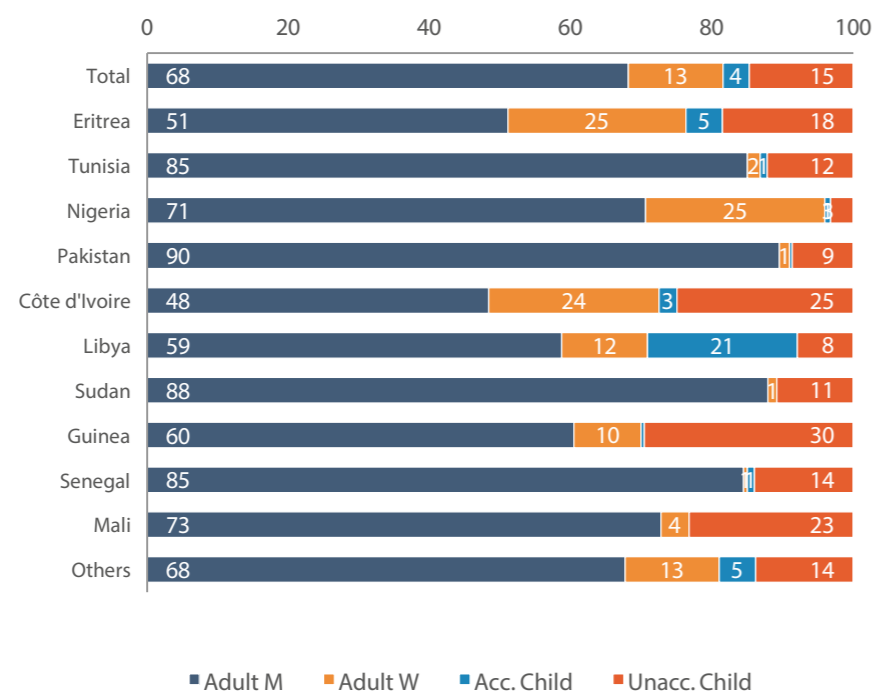
Table 1 Arrivals by sea - top 10 nationalities by sex and age, January - March 2018

Declared nationality	Total	%	Adult Males	Adult Females	AC	UASC
Eritrea	1,552	25	793	391	81	287
Tunisia	1,190	19	1,012	21	12	145
Nigeria	401	6	283	102	3	13
Pakistan	288	5	258	4	1	25
Côte d'Ivoire	240	4	116	58	6	60
Libya	240	4	141	29	51	19
Sudan	232	4	204	3	0	25
Guinea	230	4	139	22	1	68
Senegal	200	3	169	1	2	28
Mali	198	3	144	8	0	46
Others - Africa	1,129	18	790	148	20	171
Others - non Africa	396	6	242	55	59	40
Total	6,296	100	4,291	842	236	927

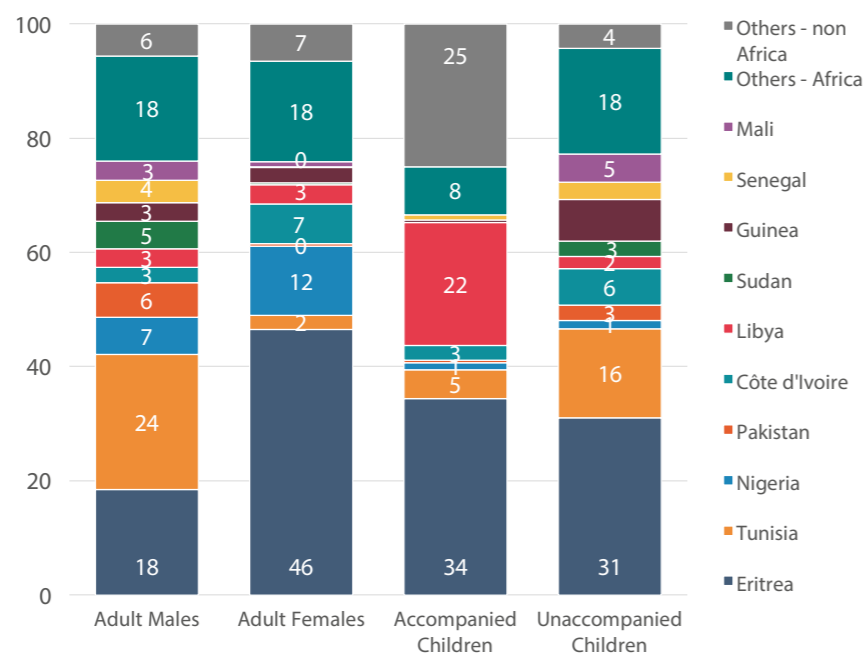
Adult males comprise 68 per cent of the overall registered population. Adult women represent 13 per cent of the total and unaccompanied children represent 15 per cent, while the remaining 4 per cent are accompanied children. The highest shares of adult males were noted among nationals from Pakistan (90%), Sudan (88%) and Tunisia

(85%), while the highest shares of adult females were registered among migrants arriving from Nigeria (25%), Eritrea (25%) and Côte d'Ivoire (24%). The largest proportions of unaccompanied and separated children were found among Guinean (30%), Ivorian (25%) and Malian (23%) nationals.

11 Arrivals by sea - composition by sex and age of top 10 nationalities (%), January - March 2018



12 Arrivals by sea - Composition by nationality of adult males, adult females and children (accompanied and unaccompanied), January - March 2018



KNOWN ENTRY AND EXIT POINTS

Known entry points: The main ports of disembarkation for the first month of the year were those in Sicily (Augusta, Catania, Pozzallo, Lampedusa and Trapani). Autonomous landings from Tunisia to Sicily and from Algeria to Sardinia are also frequently reported. As for departures from Libya, fewer and fewer NGOs' vessels are operating in the Central Mediterranean due to bad weather conditions and some ongoing investigations by Italian authorities.

Italian authorities do not provide an official estimate on the number of migrants arriving in Italy by land routes.

Known exit points: Some migrants that arrive by sea try to move to other European countries, and so formal and informal transit camps are active in border areas with neighbouring countries (France, Switzerland and Austria). Migrants are often stopped or pushed back to Italy when found on streets or trains close to Italian border. Ventimiglia is a bottleneck for migrants and refugees who attempt to cross the border with France and are sent back by French authorities. Como (Italy/Switzerland) and Bolzano (Italy/Austria) are also two border cities where transiting migrants gather and try to organize moving further northwards. An increasing number of migrants, especially from sub-Saharan countries, are reported to pass through Bardonecchia and other small locations in the Alps at the border with France, a route that is particularly risky because of the harsh conditions of the mountains in the winter season.

Map 1 Main departure points from Libya and landing points in Italy (January - March 2018)



RELOCATION

As of 31 March 2018, a total of 12,558 migrants were relocated from Italy. In March, 571 departures took place. Overall, the main countries of destination for relocated migrants are Germany (43%), Sweden (11%), The Netherlands (8%), Switzerland (7%) and Norway (7%), followed by Finland, France, Belgium, Portugal, Luxemburg, Spain and others with lower numbers.

The relocation programme ended on September 2017: migrants of eligible nationalities that arrived after that date in either Italy or Greece will no longer be offered enrolment in the programme set up by the EU in 2015. The last departures of migrants already registered in the programme will most likely occur in the month of April.

Out of the total relocated migrants from Italy, 27 per cent are female and 73 per cent are male; 95 per cent are Eritrean nationals.

Table 2 Relocations to Italy between October 2015 and March 2018

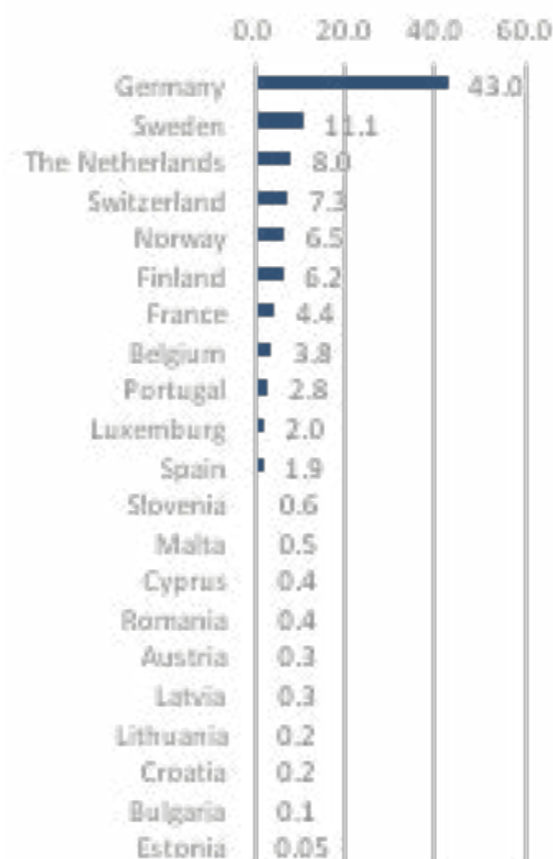
Relocation country	2015-2017	2018	Total from Italy
Austria	17	24	41
Belgium	414	57	471
Bulgaria	10		10
Croatia	22		22
Cyprus	47		47
Estonia	4	2	6
Finland	779		779
France	443	107	550
Germany	4,894	512	5,406
Latvia	27	7	34
Lithuania	29		29
Luxemburg	249		249
Malta	67		67
Norway	815		815
Portugal	326	25	351
Romania	45		45
Slovenia	72	9	81
Spain	205	30	235
Sweden	1,204	188	1,392
Switzerland	896	24	920
The Netherlands	891	117	1,008
Total	11,456	1,102	12,558

RESETTLEMENT

IOM Italy manages a resettlement program financed by the Ministry of the Interior. In 2017 the program resettled 985 migrants in Italy from Lebanon, Turkey, Sudan, Syria and Jordan.

The program restarted at the beginning of 2018, with more quotas and countries of departure. The first arrivals in Italy were recorded in March, and they included 88 Syrian nationals resettled from Jordan (83) and Lebanon (5).

13 Overview of relocations per hosting country, October 2015 - March 2018



GREECE

Developments in the reporting period

At the end of the first quarter of 2018, Hellenic authorities registered a total of 7,343 new arrivals. 65 per cent of migrants arrived in Greece by sea, while the remaining 35 per cent were registered as land arrivals. Overall arrivals this year almost doubled in comparison with the same period in 2017 when a total of 4,407 migrants were registered. In contrast, this does represent a twenty times decrease when compared to the 152,617 registered in the first three months of 2016.

Nevertheless, looking at the dynamic in land arrivals, available data shows a three times increase in March compared to February, a total of 1,327 versus 425 respectively. It is the highest monthly figure reported in the first quarter since 2016.

14 Arrivals in January, February and March, comparison 2016 - 2018

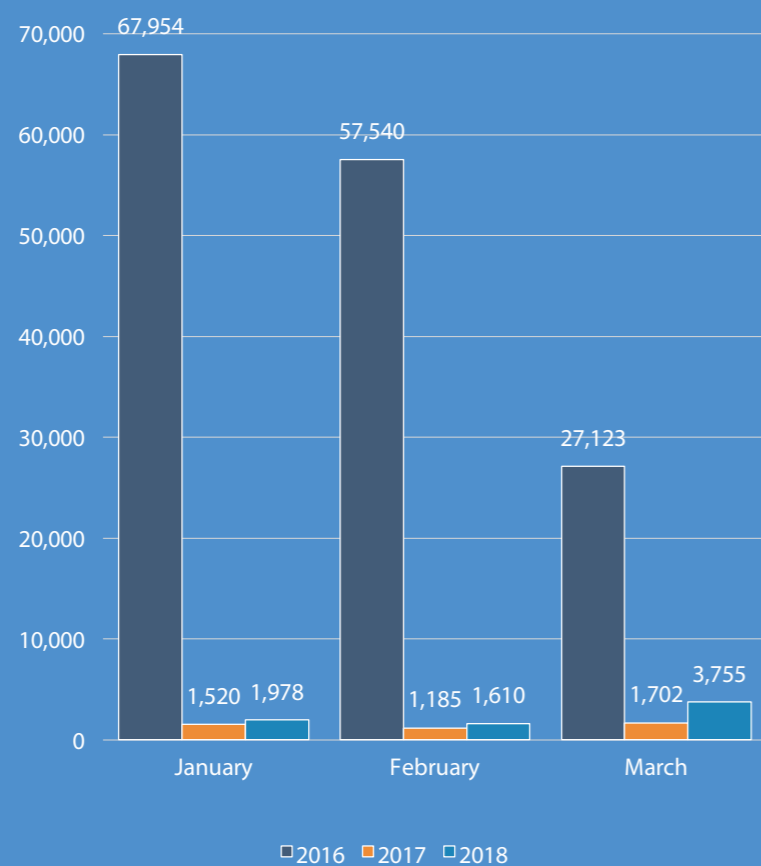
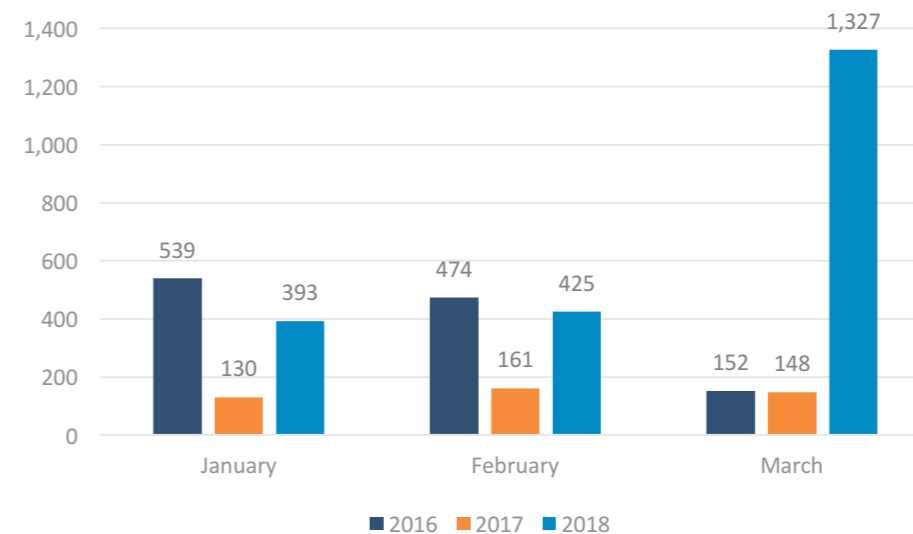
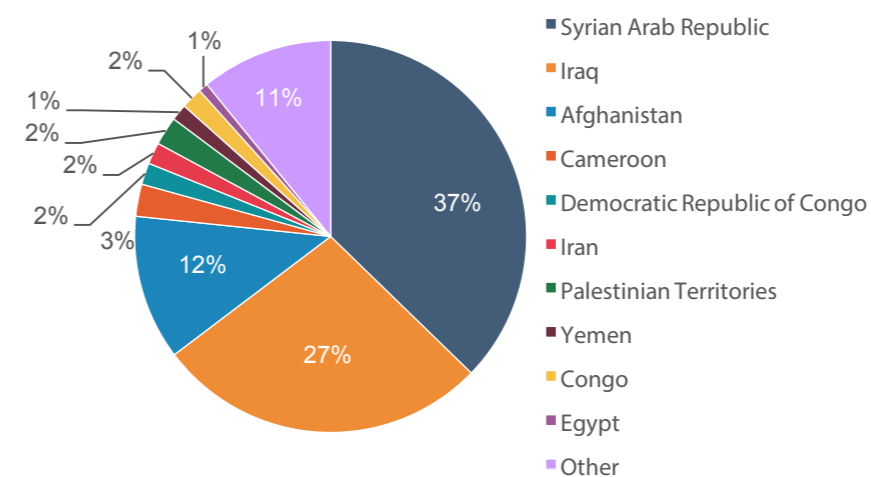


Figure 15 Land arrivals to Greece in January, February and March, comparison 2016 - 2018



More than one third of all registered migrants were of Syrian origin (37%), followed by those from Iraq (27%) and Afghanistan (12%). The remaining 24 per cent was distributed among 42 different nationality groups among which only those arriving from Cameroon (3%), the Democratic Republic of Congo (2%), Iran (2%) and Palestinian Territories (2%) comprised more than 1 per cent of the total population.

Figure 16 Arrivals to Greece between January and March, comparison 2016 and 2018



Map 2 Main entry points to Greece, January - March 2018



According to the available data, Lesbos, Samos, Kos, Rhodes and Chios are the main entry points for migrants who arrived in Greece by sea. The majority of those who

arrived in the country by land, did so by crossing the Evros River on the North-West land border between Greece and Turkey.

MIGRANTS PRESENCE

According to the latest available data from IOM Athens and national authorities there were an estimated 56,549 migrants and refugees accommodated in different accommodation facilities on the Greek mainland and the islands. This represents a 14 per cent increase compared to the 49,201 reported in the previous month. An

estimated 28 per cent of people registered as residing in Greece at the end of March 2018 were registered in the facilities on islands, while the remaining 62 per cent were registered in different types of accommodation facilities and shelters on the mainland.

Type of Facilities	Number of accommodated migrants and refugees
Islands	15,749
Open Accommodation Facilities in the mainland	13,487
UNHCR Accommodation scheme in the mainland*	19,609
EKKA shelters for adults in the mainland	480
EKKA UAC	3,050
Reception and Identification Centers in the mainland	337
Detention Centers in the mainland	3,837
Total	56,549

*Data as of 24 April 2018.

RELOCATIONS

Since the beginning of the EU relocation scheme in October 2015 until the end of March 2018, a total of 22,005 people in need of international protection were relocated from Greece to 24 different EU Member states. Fifty-six per cent of these individuals were male and 44 per cent were female. Moreover, more than half of all beneficiaries

(56%) were minors, including 391 registered as unaccompanied and separated children (UASC). The UASC were relocated to Belgium (20), Croatia (2), Finland (109), France (5), Germany (27), Ireland (42), Lithuania (1), Luxembourg (27), Malta (1), the Netherlands (69), Norway (23), Portugal (9), Romania (4), Spain (37) and Switzerland (15).

Relocation country	2015 - 2017	2018	Total from Greece
Total	21,710	295	22,005
Belgium	700	0	700
Bulgaria	50	0	50
Croatia	60	0	60
Cyprus	96	0	96
Czech Republic	12	0	12
Estonia	141	0	141
Finland	1,202	0	1,202
France	4,400	0	4,400
Germany	5,371	20	5,391
Ireland	755	267	1,022
Latvia	294	0	294
Lithuania	355	0	355
Liechtenstein	10	0	10
Luxembourg	300	0	300
Malta	101	0	101
Norway	693	0	693
Portugal	1,192	0	1,192
Romania	683	0	683
Slovakia	16	0	16
Slovenia	172	0	172
Spain	1,123	1	1,124
Sweden	1,656	0	1,656
Switzerland	580	0	580
The Netherlands	1,748	7	1,755
Total	21,710	295	22,005

BULGARIA

Developments in the reporting period

In the first quarter of 2018, Bulgarian authorities registered 286 irregular migrants on entry, exit and inside the country. Almost half (46%) of the registered individuals, were intercepted in March of this year - a total of 132. Although this represents more than a two-fold increase compared to the previous month when 55 apprehensions were reported, available data indicates a significant decrease in the overall migration flows to Bulgaria since 2016 when in the first quarter of the year authorities registered close to 3,000 irregular migrants (an estimated 755 in March alone). In 2017, the number of

migrants with irregular status apprehended on entry (from Turkey), exit and within the territory of Bulgaria decreased by more than four times, a total of 714 interceptions were reported by the end of March 2017 (288 in March alone).

The nationality breakdown of irregular migrants shows that there are no major differences when comparing data from 2017 and 2018. In both years, the caseload was predominantly composed of Afghan nationals (49% in both years), followed by migrants from Iraq (11% in 2017 and 10% in 2018) and Syria (9% in 2017 and 12% in 2018)⁶.

Figure 17 Number of irregular migrants apprehended in Bulgaria between January and March, 2016 - 2018 comparison

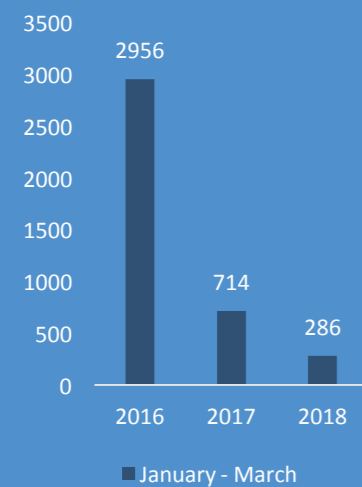
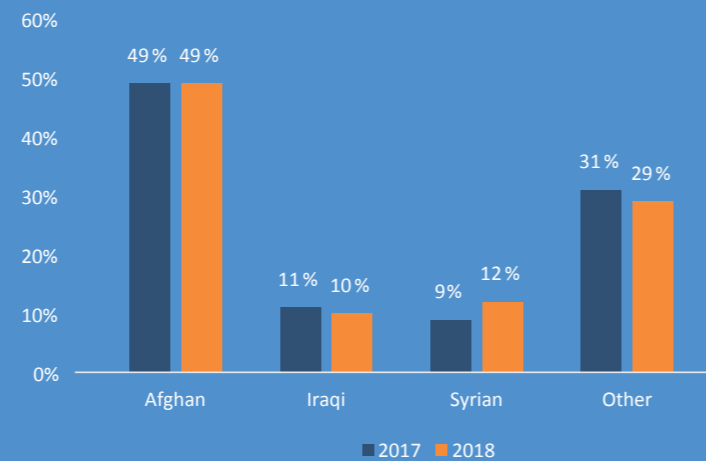


Figure 18 Nationality breakdown of the top three nationality groups



⁶ Breakdown is available only for the top three nationalities. 31% of registered migrants in 2017 and 29% of irregular migrants intercepted in 2018 were categorized as *Other*.

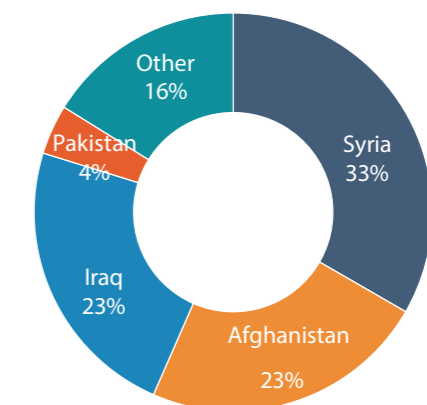
Accommodation facility	Capacity	Currently Accommodated
Facilities run by the State Agency for Refugees*		
Open Reception Center at Banya	70	54
Open Reception Center at Pastrogor	320	12
Open Reception Center in Sofia - Ovcha Kupel	860	234
Open Reception Center in Sofia - Vrazhdebna	370	141
Open Reception Center in Sofia - Voenna Rampa	800	130
Closed Reception Center Harmanli	2,710	268
Closed Reception Center in Sofia - Busmantsi	60	5
Facilities run by the Ministry of Interior		
Closed Reception Center Lyubimets	350	189
Closed Reception Center Busmantsi	400	
Closed Reception Center in Elhovo (temporarily closed due to renovation)	N/A	
Total	5,940	1,033

*As of 1 April 2018.

At the end of March 2018, an estimated 1,033 migrants and asylum seekers were accommodated in state run facilities in Bulgaria, a slight decrease compared to the end of February when 1,059 were reported residing in the reception centres. The decrease is more significant when the data on accommodated migrants is compared to the data from the same period last year.

According to available statistics there were 3,307 individuals accommodated in different reception facilities around Bulgaria in March 2017. Thirty-three per-cent of migrants and asylum seekers currently residing in Bulgaria are Syrian nationals, followed by those from Afghanistan (23%), Iraq (23%) and Pakistan (4%).

Figure 19 Nationality breakdown of migrants and asylum seekers accommodated in state run reception facilities



Map 3 Accommodation facilities with information on occupancy and capacity, March 2018



CYPRUS

Developments in the reporting period

In the first quarter of 2018, authorities in Cyprus registered 47 new arrivals, which represents an 81 per cent decrease compared to the 250 registered in the same period in 2017. The majority of arrivals this year were reported in February when 37 new migrants and asylum seekers were registered, while the additional 10 were registered during this reporting period (1 – 31 March). All migrants and asylum seekers registered in March 2018 were of Iraqi origin, while those who arrived in February were all Syrian nationals.

By the end of March, 237 migrants and asylum seekers were residing in the Reception and Accommodation Centre Kofinou, a decrease from the 297 reported at the end of February 2018.

Figure 20 Arrivals to Cyprus, Comparison 2016 - 2018

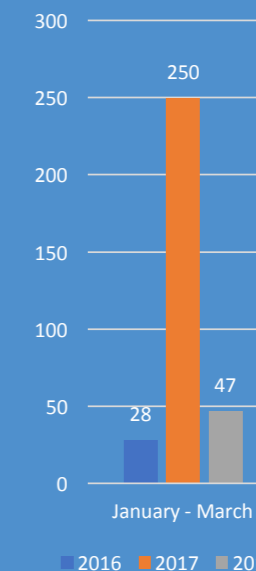
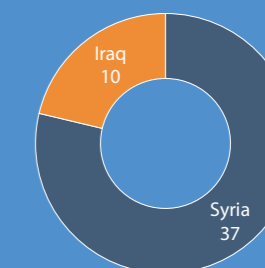


Figure 21 Nationality breakdown of arrivals to Cyprus, Jan - March 2018



Map 4 Accommodation facilities in Cyprus with information on occupancy and capacity, March 2018



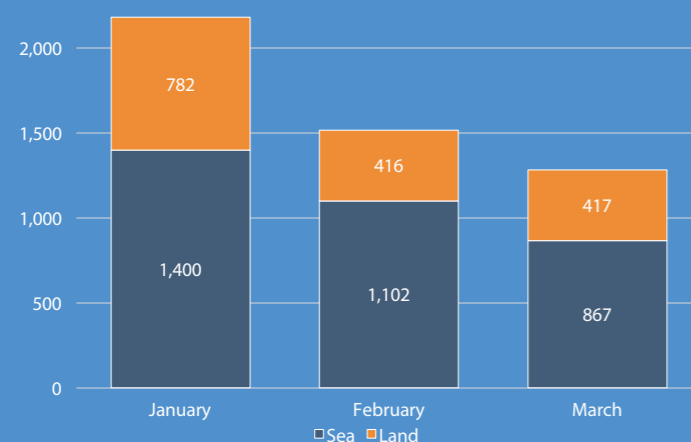
SPAIN

Developments in the reporting period

In March 2018, a total of 1,284 new arrivals were registered in Spain. The newly arrived migrants used both sea and land routes. Based on information from the majority of the cases, the sea route from North Africa to Spain has been the main point of arrival during the reporting period. A total of 867 migrants reached the Spanish coast using small boats, while the rest (417) entered Spanish territory by land, crossing the fences of the Spanish enclaves of Ceuta and Melilla, located in Northern Africa.

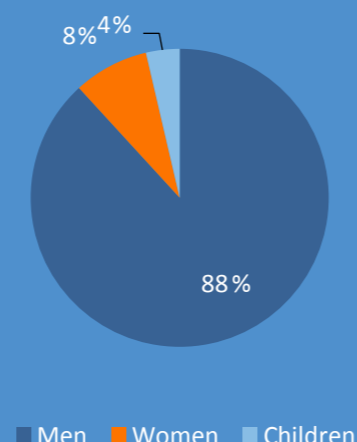
Unlike in January and February, in March there were no arrivals registered on the Western African sea route, but rather all arrivals by sea were recorded on the Western Mediterranean Route (867 individuals, representing 68% of the total arrivals in March).

Figure 22 Land and sea arrivals to Spain in January, February and March 2018



Source: Spanish Ministry of Interior

Figure 23 Sex/Age breakdown of arrived migrants in March 2018

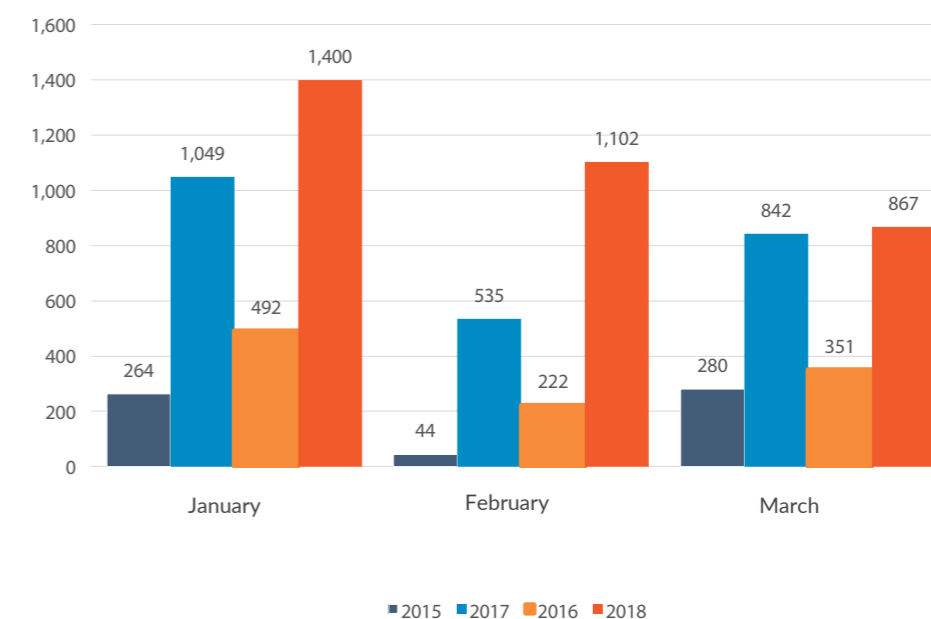


CHARACTERISTICS OF THE SEA ARRIVALS:

A slight decrease in the number of sea arrivals was recorded throughout March 2018. Compared to numbers from February 2018, there were 27 per cent fewer arrivals (a difference of 235 individuals) and 61 per cent fewer (a difference of 533) compared to the sea arrivals registered in January 2018.

From the available DTM data, most of the individuals who arrived by sea were men (88%), while 8 per cent were women and 4 per cent were minors.

Figure 24 Sea arrivals to Spain in January, February and March, comparison 2016 - 2018



ENTRY POINTS:

Sea arrivals: According to the information reported by *Salvamento Marítimo*, the five main ports of disembarkation in March 2018 were (in descending order): Almeria, Tarifa, Motril (Granada), Malaga and the port of Ceuta.

While since the beginning of the year, the vast majority have landed at the port of Almeria, followed by the ports of Motril, Tarifa, Barbate and Ceuta.

Land arrivals: The Spanish Mol has reported the number of arrivals to the Spanish enclaves of Ceuta and Melilla in Northern Africa. As of 31 March 2018, a total of 288 individuals have arrived in Ceuta, while in Melilla 1,534 entries have been registered.

NATIONALITIES:

There is no information from official sources about the nationality of the newly arrived migrants, but according to information coming from *Salvamento Marítimo* and the Spanish media, some of the migrants that arrived in March arrived from sub-Saharan Africa, Maghreb (Morocco and Algeria), Guinea Conakry and Pakistan.

ACCOMMODATION FACILITIES IN SPAIN

Intercepted immigrants who have arrived in Spain irregularly by sea or land, are first attended by the Red Cross.

Afterwards, those arriving by sea are transferred to the Primary Assistance Facilities (police stations) in order to undergo the first identification phase. Once the identification is done, they are placed in the Internment Centres for Foreigners (CIE). If after a maximum period of stay of 60 days, no expulsion order has been applied, the migrant will be transferred to the Humanitarian Assistance Reception Centres, which have the total capacity to host 2,354 beneficiaries. Migrants arriving by land (mainly irregular border crossing in Ceuta and Melilla) are first placed in the CETI - Centers for Temporary Residence in Ceuta or Melilla. Afterwards they are identified by the Police. If there is no expulsion order, migrants are transferred to the above mentioned

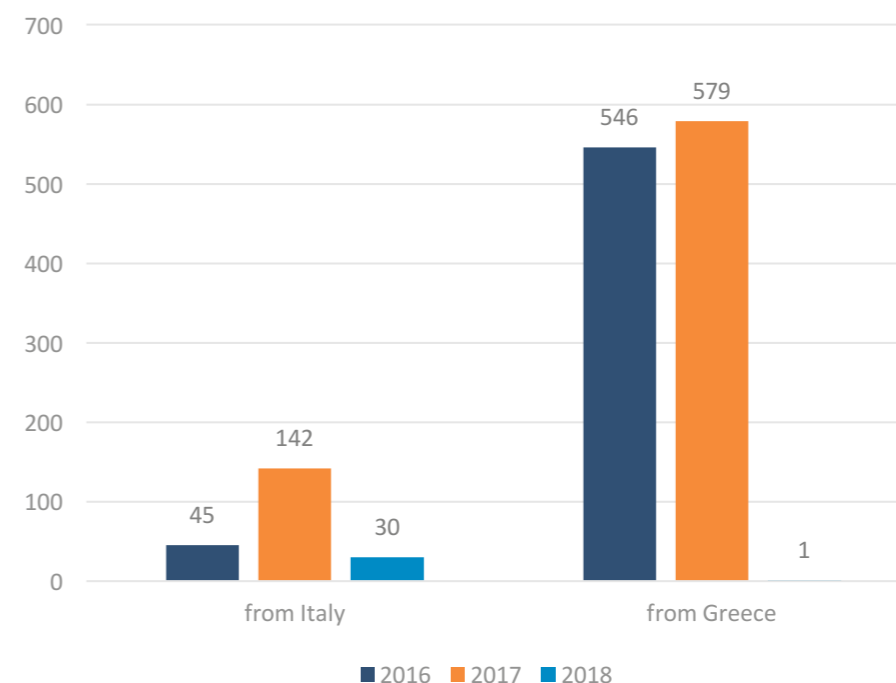
Map 5 Accommodation facilities in Spain with information on capacity, March 2018



RELOCATION

Since the launch of the EU relocation plan in October 2015, Spain has received 1,342 migrants and asylum seekers from Greece (1,126) and Italy (216). Slightly more relocations took place in 2017 (721) compared to 2016(609).

Figure 25 Relocations to Spain from Italy and Greece, comparison 2016 - 2018

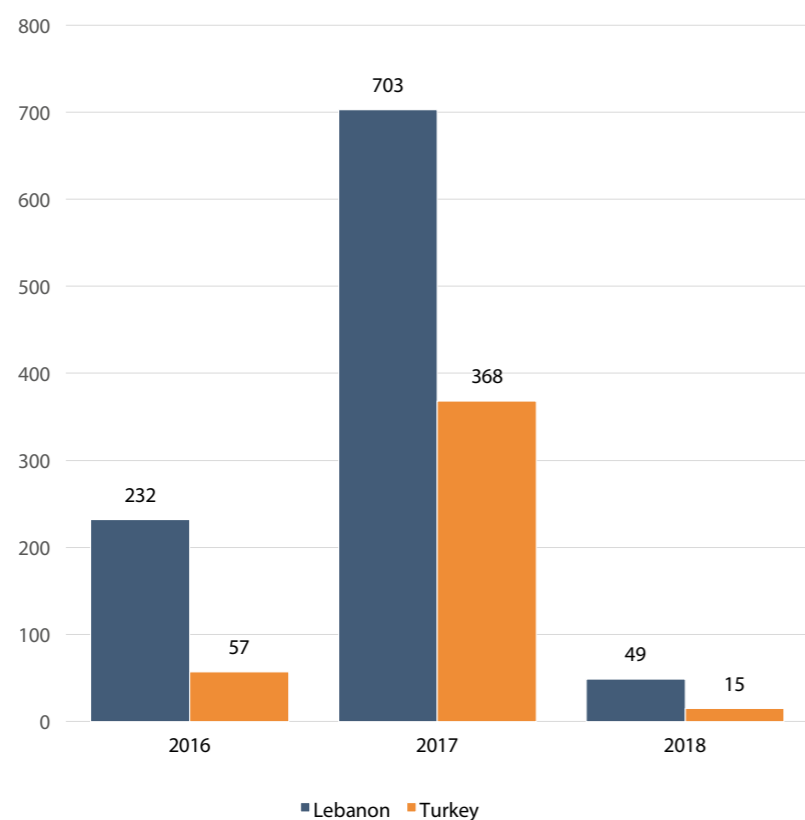


RESETTLEMENT

During the Resettlement Program, which began in April 2016, the Spanish Government committed to resettle a total of 1,499 asylum seekers who were temporarily residing in Turkey and Lebanon. Since the beginning of the program, IOM has assisted in the resettlement of 1,424 refugees, out

of which 289 were resettled in 2016, 1,071 were resettled in 2017 and 64 were resettled in 2018. Out of the total number of cases resettled, 984 were resettled from Lebanon and 440 from Turkey. All of the individuals resettled were Syrian nationals.

Figure 26 Resettlement to Spain by country of temporary residence, comparison 2016 - 2018



TRANSIT COUNTRIES

CROATIA

Developments in the reporting period

According to the available data, Croatian border police intercepted 362 irregular migrants in March 2018, a 6 per cent decrease compared to the 385 reported in the previous month, and a 43 per cent increase compared to the 254 reported in March 2017. By the end of the first quarter of 2018, Croatian authorities had detained 1,112 irregular migrants, a 40 per cent increase compared to the same period in 2017 when 666 irregular migrants were intercepted.

Almost half of all interceptions in 2018 (48%) happened in Vukovarsko-Srijemska county, on the border with Serbia. 32 per cent of all intercepted migrants were of Afghan origin, followed by those from Kosovo*⁷ (12%), Pakistan (9%), Turkey (9%), Albania (6%), Syria (5%) and Iran (5%).

Figure 27 Number of apprehended migrants on entry and exit in January, February and March, comparison 2017 - 2018

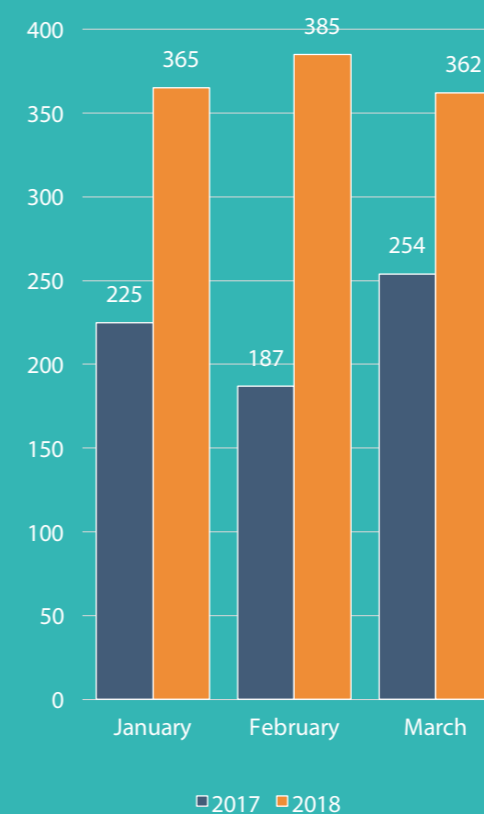
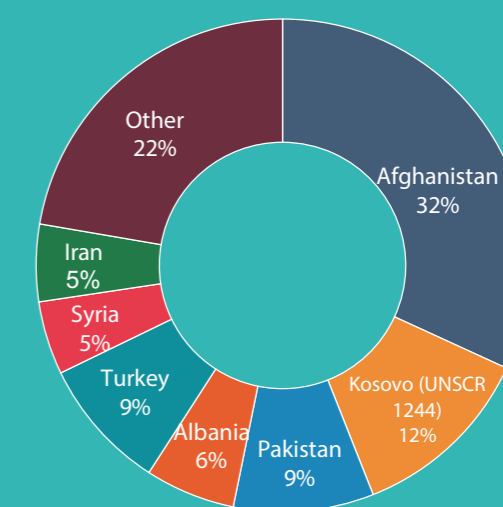


Figure 28 Nationality breakdown of irregular migrants apprehended between January and March 2018



⁷ * This designation is without prejudice to positions on status, and is in line with UNSCR 1244/1999 and the ICJ Opinion on the Kosovo declaration of independence.

By the end of March 2018, there were 429 asylum seekers accommodated in open reception centres in Kutina and Zagreb. The majority of accommodated asylum seekers

were of Syrian, Afghan, Iraqi and Iranian origin. 65 per cent of asylum seekers were adult males, 15 per cent adult females and 20 per cent children (including 3 UASC).

Accommodation Facility	Capacity	Number of accommodated migrants and asylum seekers	Age/Gender breakdown	Top nationalities
Open Reception Centre for Asylum Seekers in Zagreb	600	378	246 male adults, 60 female adults, 72 children (3 UASC)	Mainly Syrian (103), Afghan (86), Iraqi (46), Iranian (40) nationals
Open Reception Center for Asylum Seekers (Kutina)	100	51	13 adult males, 10 adult females and 28 children	46 Syrian and 5 Iraqi nationals
Closed Reception Center for Foreigners (Ježevo)	100(+20)	n/a	n/a	n/a
Total	800(820)	429		

Map 6 Accommodation facilities in Croatia with information on occupancy and capacity as of end of March 2018



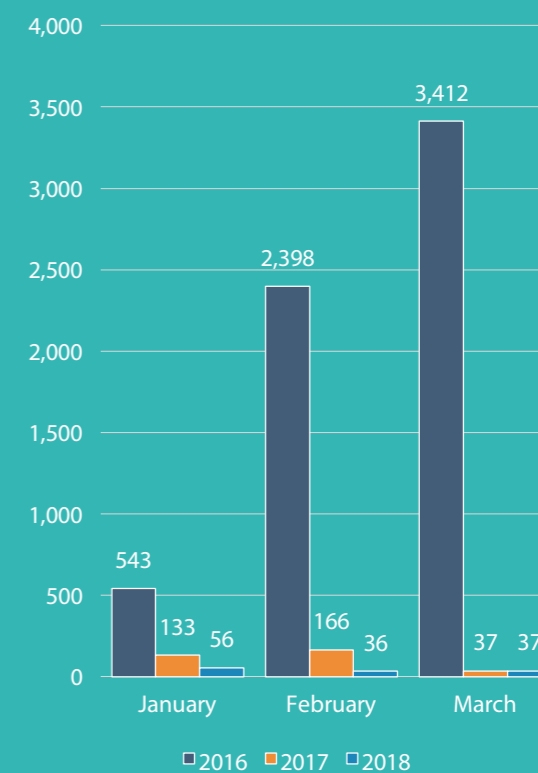
HUNGARY

Developments in the reporting period

According to available data, there were 37 irregular migrants who entered Hungary through different points along the Hungarian border during this reporting period (1 - 31 March), representing almost the same number reported in the previous month (36) and matching the number reported in March 2017 (37). The data shows that figures have significantly decreased since 2016 when authorities registered 3,412 irregular migrants in the month of March. This decrease is also observed when the numbers of migrants registered in the first quarters of 2016, 2017 and 2018 are compared; 6,353 were reported in 2016, 336 were registered in 2017 and 101 were registered in 2018⁸.

By the end of March 2018, there were 203 migrants accommodated in reception centres around the country and in the transit zones near the border with Serbia, the majority in Rösztke (99) and Tompa (77). During this reporting period (1 - 31 March), a total of 41 migrants and asylum seekers were admitted to Rösztke (16, of whom 1 was a Pakistani national and 15 were Afghan nationals) and Tompa (25, of whom 2 were Syrian nationals and 23 were Iraqi nationals). 57 per cent of admitted migrants were male and 43 per cent female. More than half of the overall population were minors, mainly adolescent youth between 14 and 17 years of age (81%) and children younger than 14 (19%).

Figure 29 Irregular entries to Hungary, between January and March, comparison 2016 - 2018

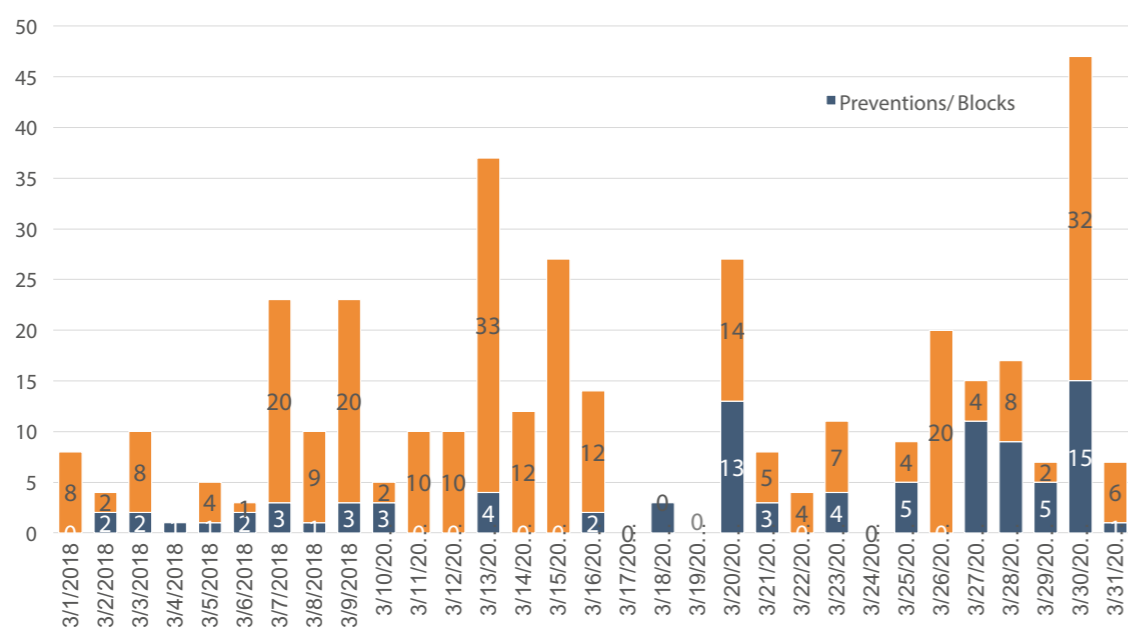


⁸ This number does not include asylum-seekers, but those migrants apprehended mostly in the Eastern part of the country who did not express the intention to claim asylum in Hungary

1 March - The Minister of Foreign Affairs and Trade Péter Szijjártó announced that the Government has adopted a 12-point proposal to the United Nations migration package, which will be submitted to the President of the UN General Assembly. According to Minister Szijjarto, the

Hungarian Government will not support the adoption of the Global Compact on Migration if the UN migration package does not include these 12 points explaining the position of the Hungarian Government (more information [here](#), [here](#), [here](#) and [here](#)).

Figure 30 Daily apprehensions by the Hungarian police, March 2018



In March 2018, Hungarian police detected 377 migrants. The majority of these migrants were escorted through the border fence back to Serbia (284), while the remaining 93 individuals were intercepted while attempting to enter Hungarian territory

and were prevented from doing so. This number of apprehensions represents a slight decrease (4%) compared to the 394 reported in the previous month (221 escorts and 173 preventions).

Map 6 Accommodation facilities in Hungary with information on occupancy and capacity, March 2018



ROMANIA

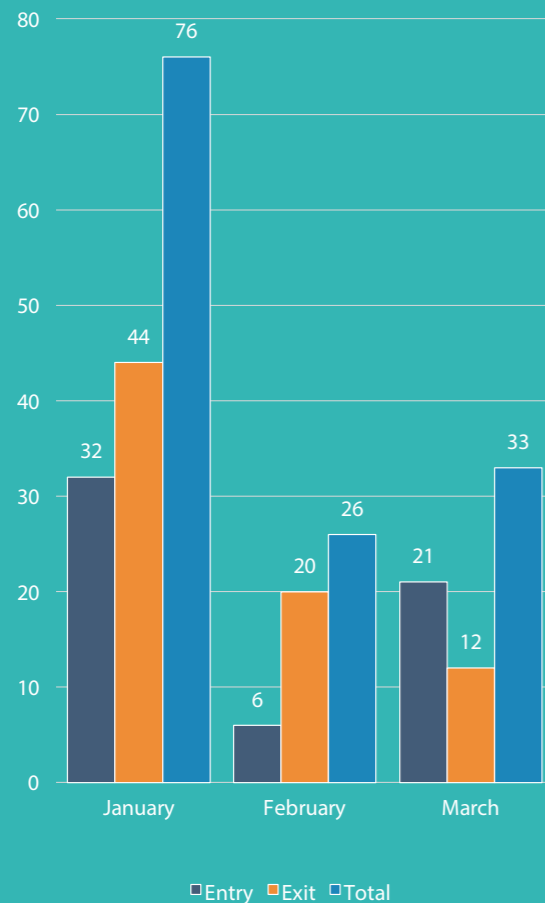
Developments in the reporting period

During the first quarter of 2018, Romanian authorities apprehended 135 irregular migrants entering and exiting the country. Border police intercepted 33 individuals in March, 21 on entry and 12 on exit from the country. This represents a slight increase compared to the 26 reported in February and more than a two-fold decrease compared to the 76 intercepted in January 2018.

The migrants that were that were intercepted in March entering the country were detected in Constanta, Dolj and Giurgiu counties coming from Bulgaria and in Timis County coming from Serbia. Those registered while attempting to leave the country were detected in Timis and Satu Mare counties bordering Hungary.

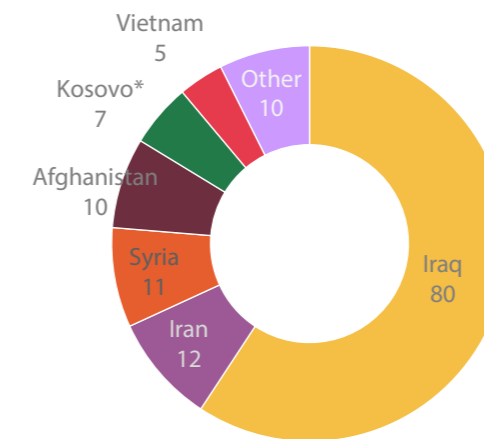
The majority of the migrants apprehended in March were primarily of Iraqi origin (80), followed by Iranian (12), Syrian (11) and Afghan (10) nationals. The remaining 22 individuals were registered as nationals of Kosovo*⁹ (7), Vietnam (5), Libya (3), Pakistan (3), Albania (2), Morocco (1) and Tunis (1).

Figure 31 Apprehensions on entry and exit to Romania, from January to March 2018



⁹ This designation is without prejudice to positions on status, and is in line with UNSCR 1244/1999 and the ICJ Opinion on the Kosovo declaration of independence.

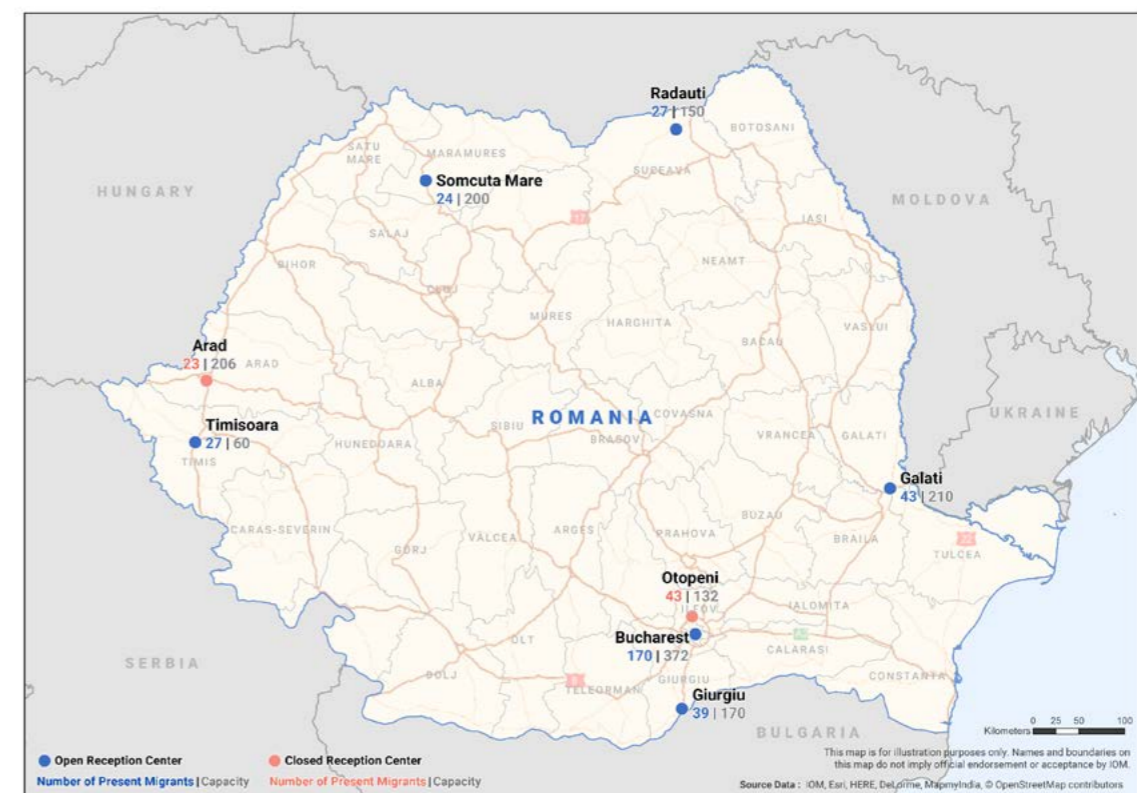
Figure 32 Nationality breakdown (absolute numbers) of apprehended migrants in the first quarter of 2018



By the end of March 2018, 396 migrants and asylum seekers were accommodated in different state run facilities in Romania, a 23 per cent decrease compared to the

518 reported at the end of February. The majority of migrants were accommodated in Bucharest (170), Otopeni (43) and Giurgiu (39) asylum centres.

Map 7 Accommodation facilities with information on occupancy and capacity, March 2018



SERBIA

Developments in the reporting period

Over the period from 1 to 31 March 2018, an estimated total number of accommodated migrants and refugees in government facilities (13 transit-reception centres, 5 asylum centres) and border crossing zones decreased from approximately 3,816 at the

beginning of the month to an estimated 3,554 reported on 31 March. It is estimated that close to 250 migrants and refugees remain in the open, mostly near reception centres. The overall number of migrants and refugees in Serbia was around 3,800 at the end of March.

Reporting Date	Reception Centres	Asylum Centres	Transit zones – Horgos and Kelebija	Total
01/03/2018	2,582	1,228	6	3,816
07/03/2018	2,474	1,182	5	3,661
14/03/2018	2,416	1,182	5	3,603
21/03/2018	2,350	1,171	5	3,526
28/03/2018	2,366	1,176	4	3,546
31/03/2018	2,373	1,176	5	3,554

Map 8 Accommodation facilities with information on occupancy and capacity, March 2018



SLOVENIA

Developments in the reporting period

Between January and March 2018, authorities in Slovenia apprehended 612 irregular migrants, three times as many as the 202 reported in the same period in 2017.

However, looking at the dynamic over the last three months, a decrease is observed from 240 apprehended in January to 201 in February and lastly 171 in March 2018.

Figure 33 Irregular entries to Slovenia, January - March 2017 and 2018

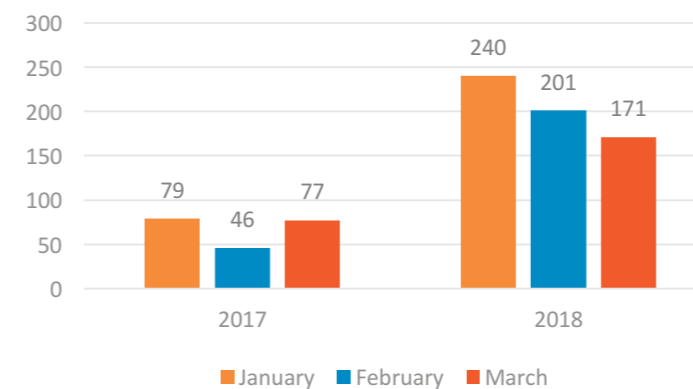
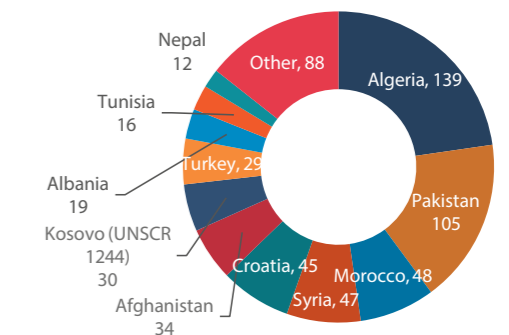


Figure 34 Nationality breakdown of apprehended migrants in 2018, absolute numbers



20 March - A total of 1,435 new asylum applications were filed in Slovenia last year, which is 14 per cent more than in 2016 according to Eurostat. The number of new applications per million people was however only half of the EU average of 1,270.

21 March - According to Slovenian Press Agency (STA) the border police at the Obrežje border crossing with Croatia discovered six irregular migrants from Pakistan and two from Afghanistan in a truck driven by a Serbian citizen. The migrants were returned to Croatia and handed to Croatian police authorities (read more [here](#)).

22 March - In a cross-border operation led by the Slovenian police, twelve people suspected of smuggling migrants from Kosovo to Slovenia were arrested according to a press release from Europol (read more [here](#)).

26 March - According to the local news portal Moja dolenjska, in the period from 23 March to 26 March the police unit in the area of Črnomelj apprehended 14 irregular migrants. On 26 March 2018, the Slovenian Administration for Civil Protection and Disaster Relief reported that a search action for a drowned person was being conducted, the missing person was not found. Similar search action for another missing person was reported on 31 March 2018, the person was also not found (read more [here](#)).

26 March - Koper Criminal Investigators concluded a comprehensive criminal investigation into the smuggling of irregular migrants into the Schengen area. The large scale international investigation was conducted in cooperation with the Criminal Police Directorate at the General Police Directorate, foreign security authorities, EULEX and Europol. At the end of the

operation, police held nine suspects allegedly involved in smuggling at least 80 irregular migrants (citizens of Kosovo (UNSC 1244), Afghanistan, Turkey and others) to the Schengen area.

27 March - The National Assembly voted down 44:23 on Tuesday an opposition-sponsored bill on international protection that would tighten conditions to be granted asylum in Slovenia (read more [here](#)).

Map 9 Accommodation facilities with information on occupancy and capacity, March 2018



THE FORMER YUGOSLAV REPUBLIC OF MACEDONIA

Developments in the reporting period

In the first quarter of 2018, authorities of the former Yugoslav Republic of Macedonia apprehended 298 irregular migrants. In this reporting period, a total of 94 new migrants and asylum seekers were registered, a 29 per cent decrease compared to the 133 registered in the previous month and a 32 per cent increase compared to the 71 registered in January of this year. This increase is even more significant when looking at the data for 2017, when in March authorities registered 14 new migrants and asylum seekers. In contrast to that, a more than 20 times decrease is noted when compared with the 1,783 irregular migrants registered in 2016. The majority of migrants intercepted in the first quarter of 2018 were Iranian (80), Iraqi (63), Syrian (30), Libyan (30), Pakistani (25) and Afghan (24) nationals. The remaining 35 individuals were registered as nationals of more than 10 different countries (mainly originating from West Africa and South Asia).

Figure 35 Registered arrivals, between January and March 2016 - 2018

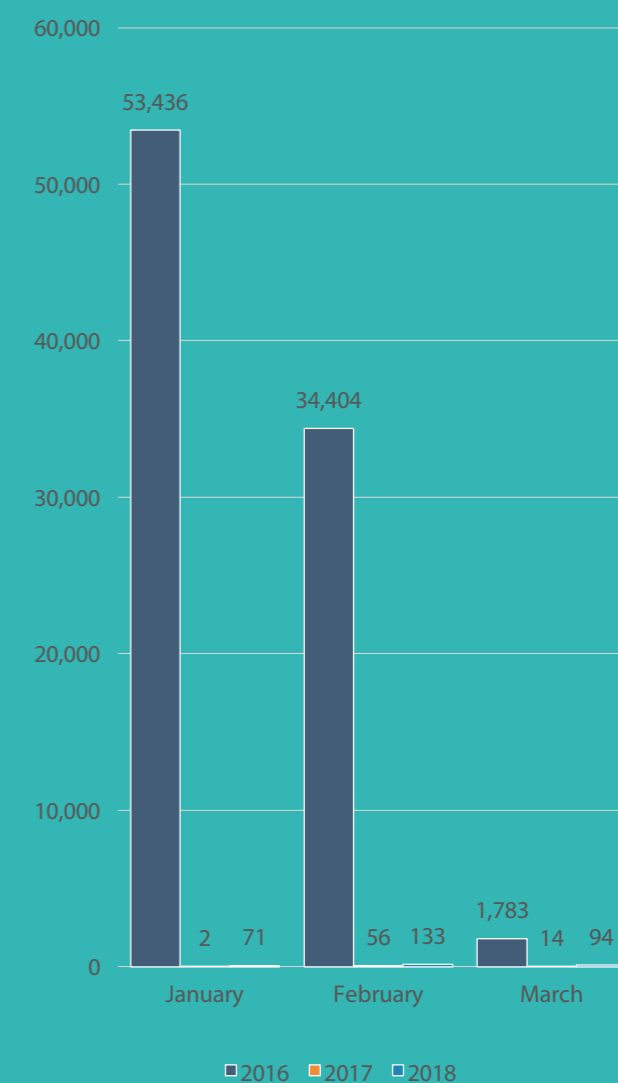


Figure 36 Nationality breakdown of registered migrants in 2018

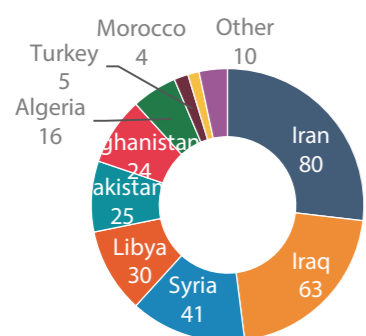


Figure 37 Age/sex breakdown of apprehended irregular migrants in 2018

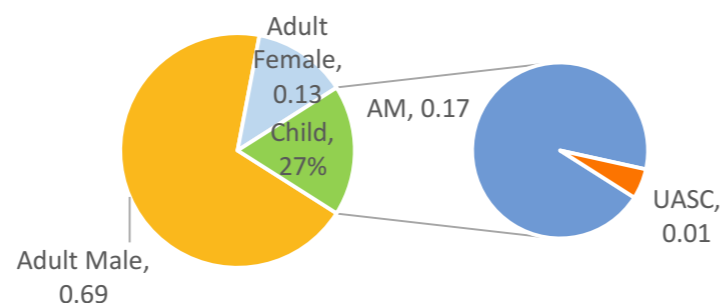


Figure 38 Accommodation facilities (with occupancy/capacity) by the end of March 2018

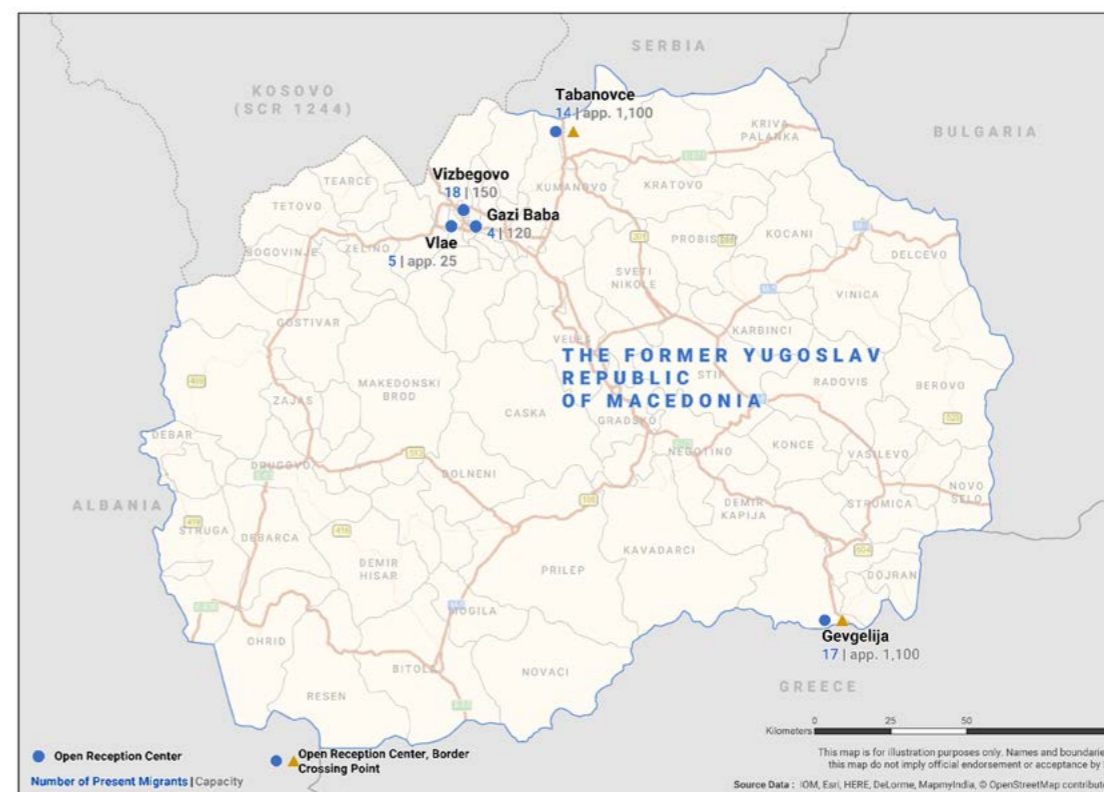
Name of Accommodation Facility	Capacity*	Currently Accommodating	Nationalities
“Vinojug” Transit Centre—Gevgelija (Greece—fYR of Macedonia Border)	1,100-1,200	17	8 Iran, 4 Syria, 2 Morocco, 2 Afghanistan, 1 Libya
Tabanovce Transit Centre (fYR of Macedonia—Serbian Border)	1,100	14	6 Libya, 4 Syria, 1 Algeria, 1 Pakistan, 1 Afghanistan, 1 Morocco
Vizbegovo – Reception center for Asylum Seekers	150	18*	10 Iraq, 2 Afghanistan, 2 Russia, 2 Turkey, 1 Iran, 1 Pakistan
Gazi Baba – Reception Center for Foreigners	120	4	2 Pakistan, 1 Albania and 1 USA
Vlae – Safe House	25-30	5	2 Syria, 1 Pakistan, 2 Congo
TOTAL	2,495-2,600	58	

MIGRANT PRESENCE

By the end of this reporting period, there were 58 migrants and asylum seekers accommodated in the reception centers in the Former Yugoslav Republic of Macedonia. This represents a decrease compared to 114 reported at the end of February 2018.

In addition, the Red Cross is permanently present in Tabanovce transit centre and operates a mobile team that covers the areas of the villages Lipkovo, Pojane, Vaksince, Sopot and Tabanovce, all located in the close vicinity of the Northern border with Serbia. Based on the monthly report for March, the team assisted 371 persons and another 40 persons have rejected assistance.

Map 10 Accommodation facilities with information on occupancy and capacity, March 2018



TURKEY

MPM TURKEY

Mixed Migration Flows in the Mediterranean and Beyond

Flow Monitoring Compilation 06 April 2018

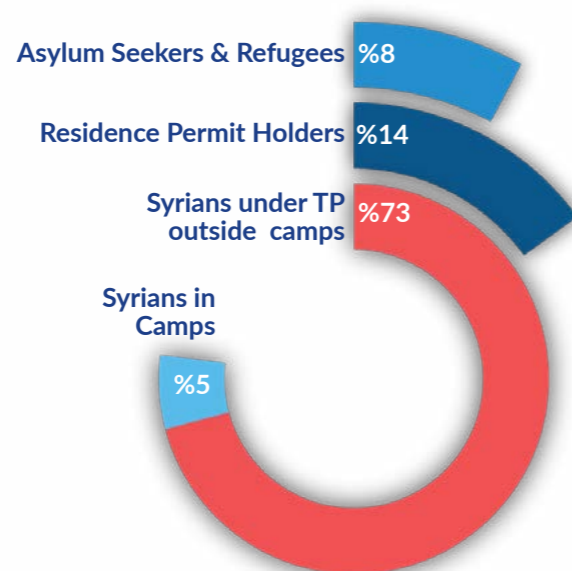
Background and Latest Figures

According to the latest available figures from the Turkish Directorate General of Migration Management (DGMM) there are currently over 3.9 million foreign nationals present in Turkish territory seeking international protection. Most are Syrians (3,567,130* individuals) who are granted temporary protection status, while according to UNHCR, as of end of November 2017, 356,843** asylum-seekers and refugees from countries including Afghanistan, Iran, Iraq and Somalia constitute another significant group of foreign nationals requiring Turkish humanitarian and legal protection. The number of foreign nationals has increased by 779,708 in comparison to March 2017 (3.2 million foreign nationals), most of the increase was recorded as Syrian nationals .((597,461

In addition, there are 655,599* foreign nationals present in Turkey holding residency permits including humanitarian residency holders. This number was 124,993 less in March 2017. The exact number of the humanitarian residency holders is unknown, but it is estimated that there are more than several thousand humanitarian residency .permit holders

Data source DGMM, 29.03.2018*

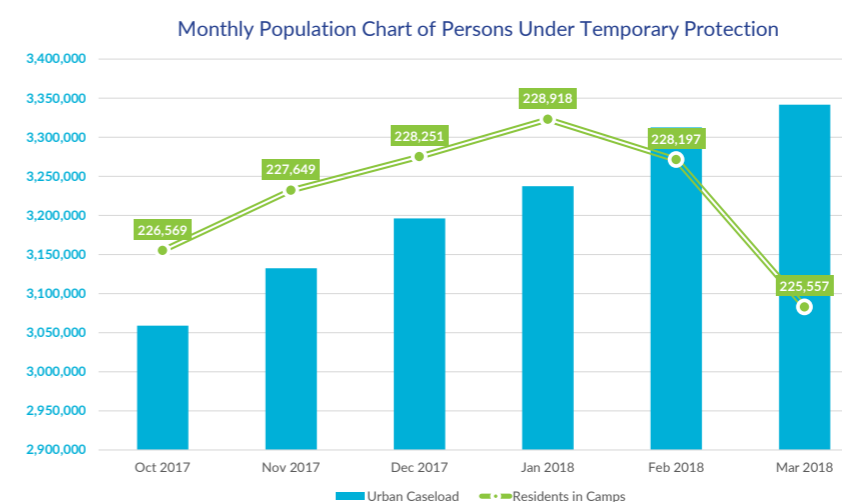
Data source UNHCR, 30.11.2017**



Turkey's Temporary Protection regime grants the 3,567,130 Syrian nationals the right to legally stay in Turkey as well as some level of access to basic rights and services. The vast majority - 3,341,573 individuals - live outside camps, officially called Temporary Accommodation Centers and are mainly spread across the Turkish border provinces of Şanlıurfa, Gaziantep, Hatay, Adana, Mersin and Kilis. 225,557 Syrians live in 21 camps

the majority of which are also located close to the Syrian border. Twenty two temporary accommodation centers were hosting migrants in Turkey in March 2017; however, currently one of the centers are no longer operational. As a result, there is a decrease of 29,782 persons in the centers' residence numbers.

29.03.2018 ,Data source DGMM*



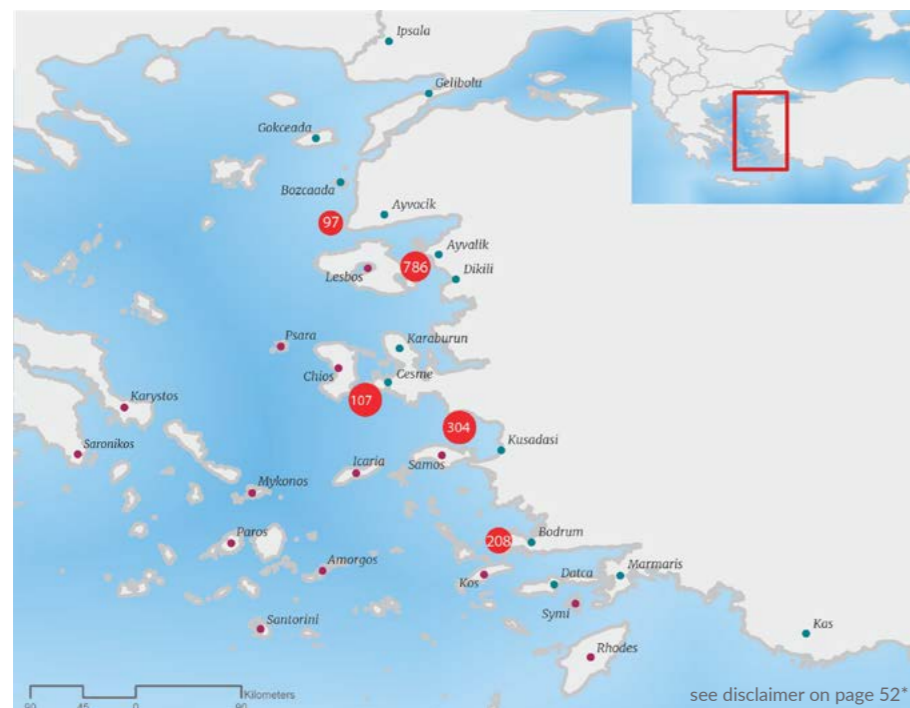
Asylum Seekers and Refugees

Another significant group of foreign nationals requiring international protection in Turkey are 356,843 asylum-seekers and refugees consisting of different nationalities, but mainly coming from Iraq, Afghanistan, Iran, Somali and other countries. An increase of 57,254 persons has been recorded in this category in comparison to March 2017. (Data Source UNHCR figures, 30.11.2017)

Foreigners who wish to stay in Turkey beyond the duration of a visa or visa exemption i.e. longer than 90 days must obtain a residence permit. According to DGMM, there are 655,599 residence permit holders in Turkey with various categories of the residence permit. The "other" residence permit category include humanitarian residence permit holders but the exact number is unknown. It is believed that vast majority of this category are Iraqi nationals.

Nationality	#Percentage
Iraq	%43
Afghanistan	%44
Iran	%9
Somalia	%1
Others	%3

Apprehended/Rescued Persons on Sea



The Turkish Coast Guard apprehended 1,849 irregular migrants in March yet only one fatality was recorded. The number of irregular migrants were 1,501 in March 2017. These figures only include those apprehended and rescued by the Coast Guard; actual numbers of migrants and refugees departing Turkey by sea could be higher than this. Apprehensions on the hotspots on the Aegean Sea are shown in the map on the left.

Time period	Number of cases		Number of irregular migrants		Number of deaths		Number of organizers	
	Aegean	All Seas	Aegean	All Seas	Aegean	All Seas	Aegean	All Seas
January	39	41	1,634	1,640	-	-	2	6
February	25	28	1,046	1,363	-	-	2	7
March	37	41	1,534	1,849	19	19	-	1
Total	101	110	4,214	4,852	19	19	4	14

After completion of the identification process of the apprehended persons, they are referred to removal centers by gendarmerie or are issued a deportation letter unless they claim asylum. However, they still have the right to claim asylum after being referred to a removal center or issued deportation letters. The top ten nationalities of apprehended/rescued migrants are Syrian, Afghan, Central African, Angolan, Somalian, Eritrean, Iraqi, Gabonese, Iranian and Sierra Leonean.

Data source T.C.G., 31.03.2018*

Apprehended Persons on Land

	Entry		Exit	
	Syria	25,127	Greece	1,861
Iran	1,175	Bulgaria	70	
Greece	407	Syria	39	
Iraq	47	Iran	6	
Total	26,756	Total	1,976	

According to Turkish Armed Forces (TAF) daily figures, in March 2018, 28,732 irregular persons were apprehended at the Syrian, Iraqi, Iranian, Greek and Bulgarian borders of Turkey. In comparison, this number was 22,825 in March 2017. The entry and exit figures breakdown are as shown in the table. The highest number of irregular crossings at entry and exit happened at the border with Syria, with a total number of 25,166 apprehended persons.

The irregular exit points are higher at the Western Borders while Syria, Iraq and Iran borders are continuing to be entry points to Turkey. In comparison to previous months there is an decrease in the irregular border entries from Syria to Turkey (5,929). In February 2018, 31,056 irregular entries of persons were recorded at this border.

Data Source T.A.F., 31.03.2018*



see disclaimer on page 4*

Known Entry and Exit Points

Known entry points by land: Hatay, Kilis, Şanlıurfa (from Syria), Silopi, Çukurca (from Iraq), Şemdinli, Yüksekova, (Başkale, Ağrı, Doğubeyazıt (from Iran)

Known entry points by air: İstanbul Atatürk, İstanbul Sabiha Gökçen, Antalya, Esenboğa Ankara (from third countries)

Known exit points by sea: Çeşme, Ayvalık, Didim, Bodrum, Küçükkuyu (Locations close to Lesvos, Samos, Chios, (Symi, Kos and Rodos)

(Known exit points by land: Edirne (to Greece and Bulgaria), Kırklareli (to Bulgaria)

(Known exit points by air: İstanbul Atatürk, İstanbul Sabiha Gökçen (to certain EU MS)

Readmitted Migrants and Refugees to Turkey

Pakistan	649
Syria	279
Algeria	177
Bangladesh	98
Afghanistan	91
Morocco	48
Iraq	46
Iran	45
Nigeria	17
Others	132

On 18 March 2016, EU and Turkey agreed on the readmission of migrants arriving Greece to Turkey after 20 of March 2016. In this regard, according to DGMM reports, 1,582 migrants and refugees have been readmitted to Turkey from Greece between 4 April 2016 and 29 March 2018. Main returning points from Greece include Lesbos, Chios, Kos and Samos and the main readmission points to Turkey include Dikili, Çeşme, Bodrum and Adana (through the airport)

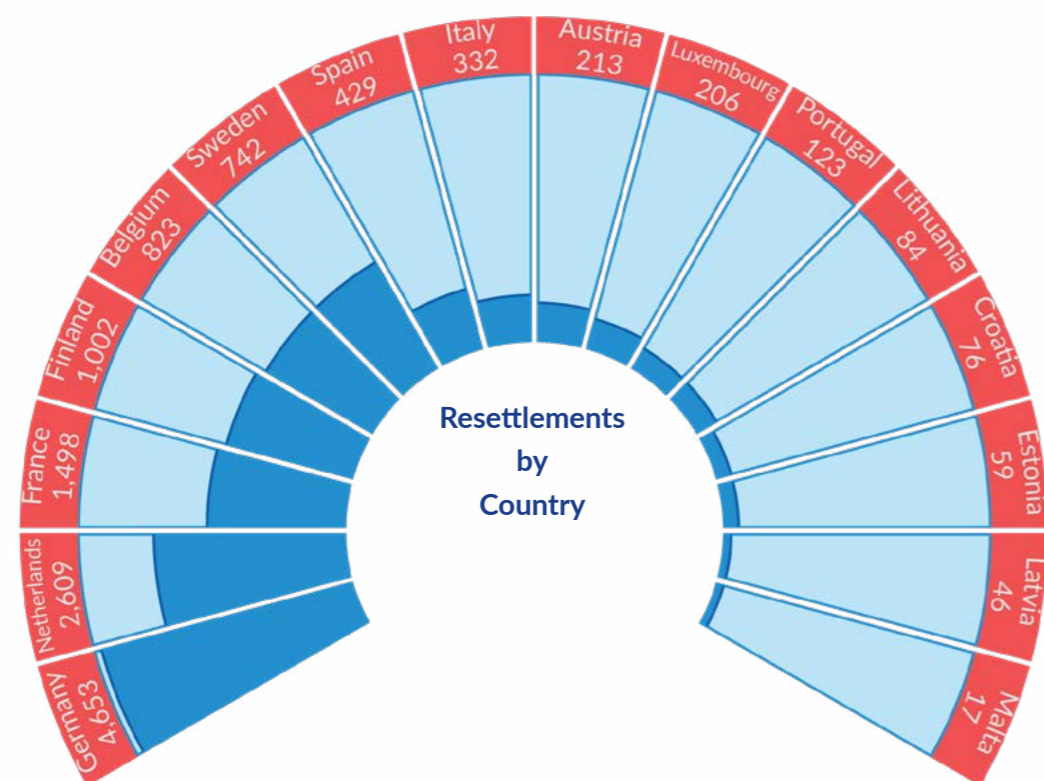
Nationality breakdown of the readmitted is shown in the graphic below and "others" category includes countries of Sri Lanka, Democratic Republic of Congo, Egypt, Cameroon, Myanmar, Nepal, Guinea, Senegal, Ghana, Ivory Coast, Haiti, Lebanon, Tunisia, Dominica, Palestine, India, Congo, Mali, Niger, Sudan, Jordan, Yemen, Gambia, Zimbabwe, Sierra Leone, Burkina Faso and Western Sahara

Data source DGMM as of 29.03.2018*

Resettlement of Syrians From Turkey

The readmission agreement aims to replace disorganized and irregular migratory flows by organized and safe pathways to European countries. In this regard, it is agreed on that for every Syrian being returned to Turkey from the Greek islands, another Syrian will be resettled directly to Europe from Turkey. According to DGMM persons that have been resettled under this mechanism and 12,912 there are ,2018 March 29 data released on .mainly to Germany, the Netherlands, France and Finland

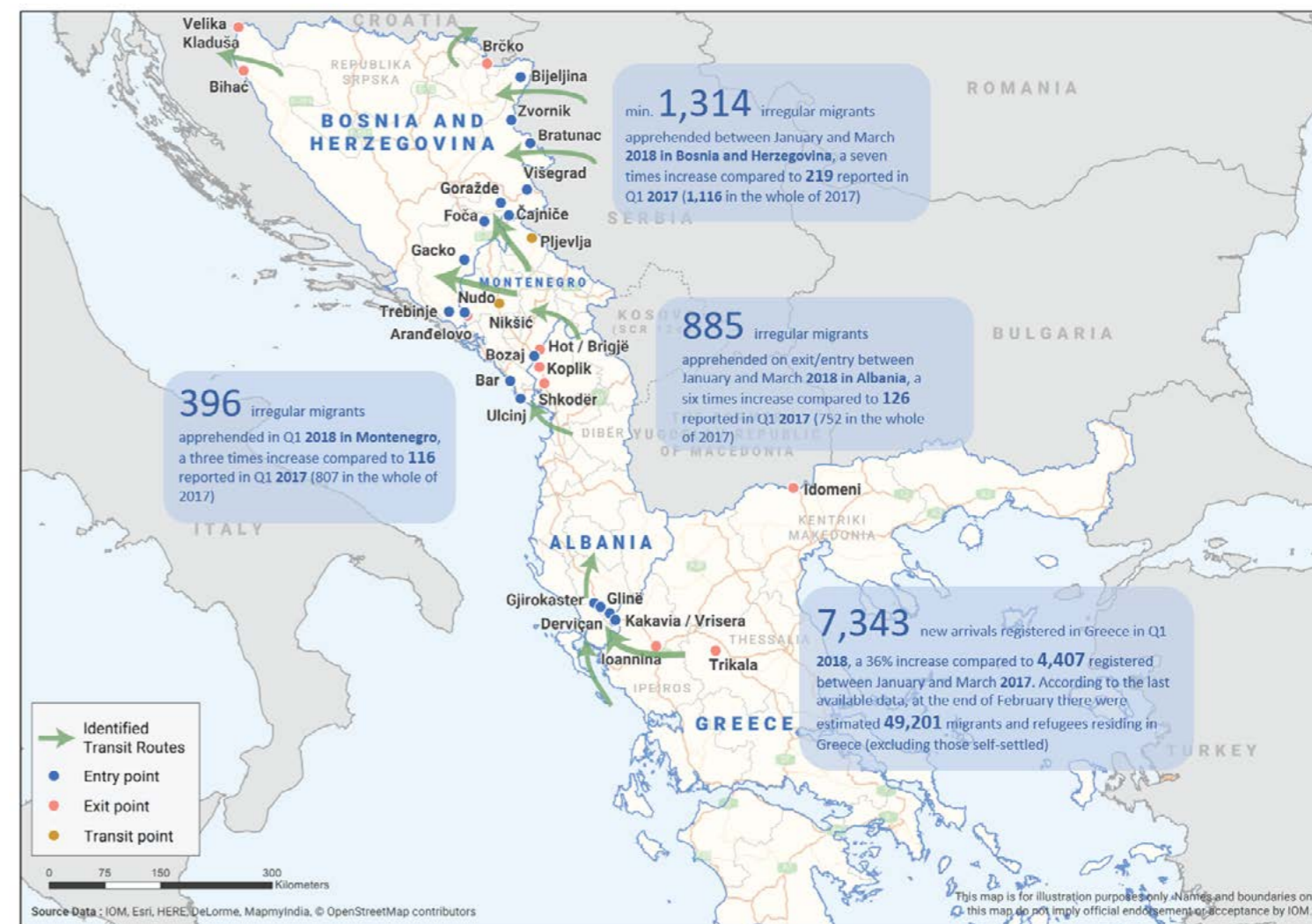
29.03.2018 ,Data Source DGMM*



mpmturkey@iom.int

Disclaimer: This map is for illustration purposes only. The depiction and use of boundaries, geographic names, and related data shown on maps and included* in this report are not warranted to be free of error nor do they imply judgment on the legal status of any territory, or any endorsement or acceptance of such .boundaries by IOM

WESTERN BALKANS



ALBANIA

In the first quarter of 2018, authorities in Albania registered 759 new migrants who attempted to enter Albania from Greece without possessing valid travel documents. Almost half of the individuals were apprehended in March (372), which is a 36 per cent increase compared to the 273 registered in the previous month and three times more than the 114 reported in January this year. Looking at the data in relation to previous years, the number of interceptions in the first quarter of 2018 is six times

greater than the 126 apprehended between January and March 2017, and it is even more in comparison to the 111 detected the same period in 2016.

More than half of the registered irregular migrants were of Syrian origin (51%). Pakistani nationals comprised 11 per cent of the overall registered population, followed by those originating from Algeria (8%), Libya (6%), Morocco (6%), Palestinian Territories (6%) and Afghanistan (4%).

Figure 38 Registered arrivals to Albania between January and March, 2016 - 2018 comparison

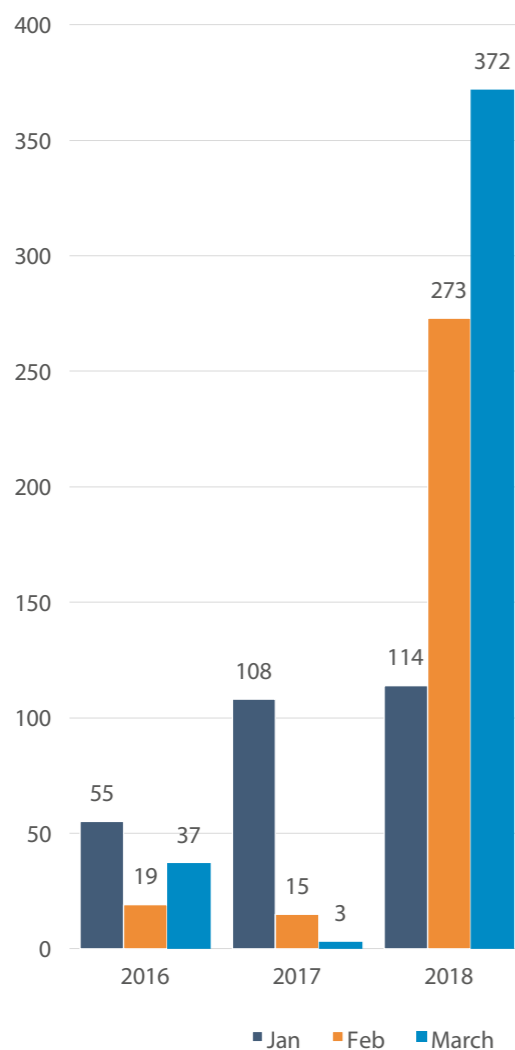
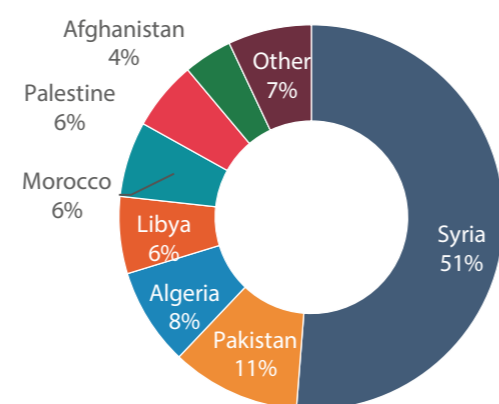


Figure 39 Nationality breakdown of registered arrivals between January and March 2018



BOSNIA AND HERZEGOVINA

Developments in the reporting period

In March 2018, authorities in Bosnia and Herzegovina registered 666 irregular migrants inside the territory. This represents a 62 per cent increase compared to the 411 registered in February, and almost three times as many compared to the 237 reported in January 2018. This increase is even more significant when compared to the dynamic in the first quarter of 2017 when at the end of March a total of 219 irregular migrants were apprehended, a number six times less than the 1,314 reported in the first quarter of 2018. In addition to that, authorities received 147 migrants returned from Croatia through the readmission agreement. In addition, Bosnian authorities returned 86 migrants to Serbia and 34 to Montenegro in the past two months.

Syrian nationals were the largest registered nationality in the first quarter

of 2018, comprising 29 per cent of the overall registered caseload, followed by migrants from Libya (13%), Pakistan (12%), Afghanistan (8%), Palestinian Territories (7%), Iraq (5%) and then by more than 20 different nationality groups.

At the end of March, there were an estimated 163 migrants and asylum seekers accommodated at Lukavica Immigration Centre (capacity 100) and Delijaš Asylum Centre (120). This represents a slight increase compared to the 139 reported at the end of February. However, according to available data, services in the reception facilities registered more than 700 individuals who needed assistance and accommodation in the facilities. This may indicate that migrants and asylum seekers use reception facilities as a transit point prior to attempting to cross the border towards neighbouring countries or finding alternative (private) accommodation.

Figure 40 Registered irregular migrants in Bosnia and Herzegovina in January, February and March, comparison 2017 - 2018

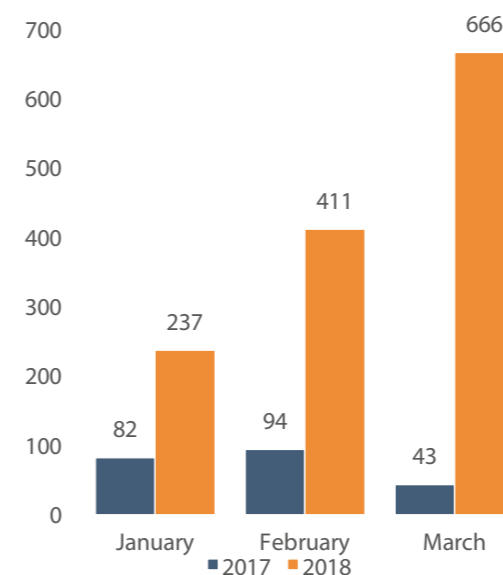


Figure 41 Top 10 nationalities registered in Bosnia in Herzegovina between January and March 2018¹⁰

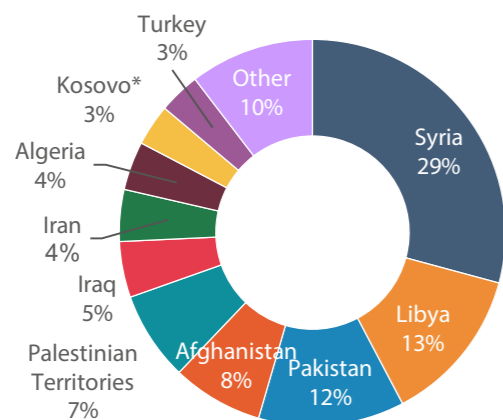
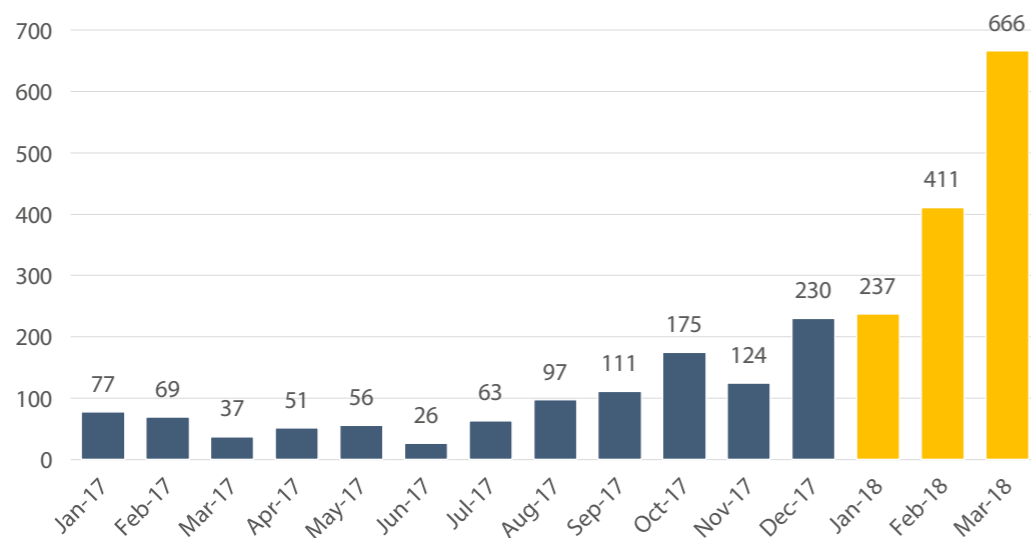


Figure 42 Registered irregular migrants in Bosnia and Herzegovina since January 2017



¹⁰ *This designation is without prejudice to positions on status, and is in line with UNSCR 1244/1999 and the ICJ Opinion on the Kosovo declaration of independence.

KOSOVO*

Developments in the reporting period

In the first three months of 2018, authorities in Kosovo*¹¹ registered 48 new irregular migrants. During this reporting period (1 – 31 March), a total of 15 migrants were registered, a decrease compared to the 30 reported for the previous month and an increase in comparison to the 3 registered in January 2018. There are no significant changes between the figures when looking at the available data for the first quarter of 2017 as the same figure was reported between January and March 2017 (48). However, a slight decrease is noted in comparison to the 52 registered in the first quarter of 2016.

In terms of nationality breakdown, registered migrants were from Libya (10), Turkey (9), Iran (8), Pakistan (6), Syria (5), Iraq (4), Palestinian Territories (4), Lebanon (1) and Afghanistan (1).

On 31 March, the Asylum Centre was accommodating 12 persons (9 Turkish, 1 Pakistani, 1 Syrian and 1 Afghan national). In addition to that, there were 13 asylum seekers in private accommodation (7 Turkish, 2 Palestinian, 2 Macedonian, 1 Lebanese and 1 Serbian national).

Figure 43 Number of irregular migrants registered in January, February and March, comparison 2016 - 2018

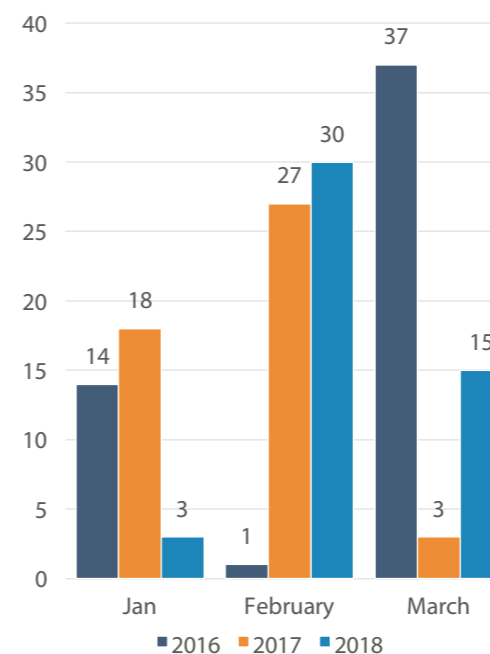
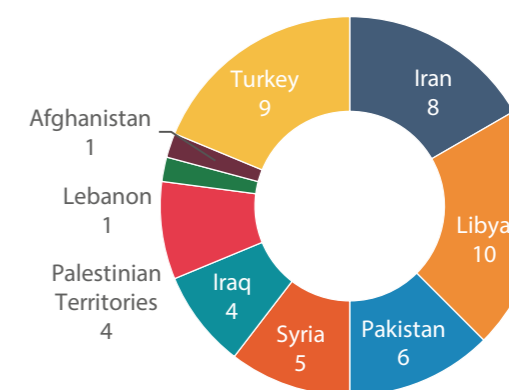


Figure 44 Nationality breakdown of registered irregular migrants between January and March 2018



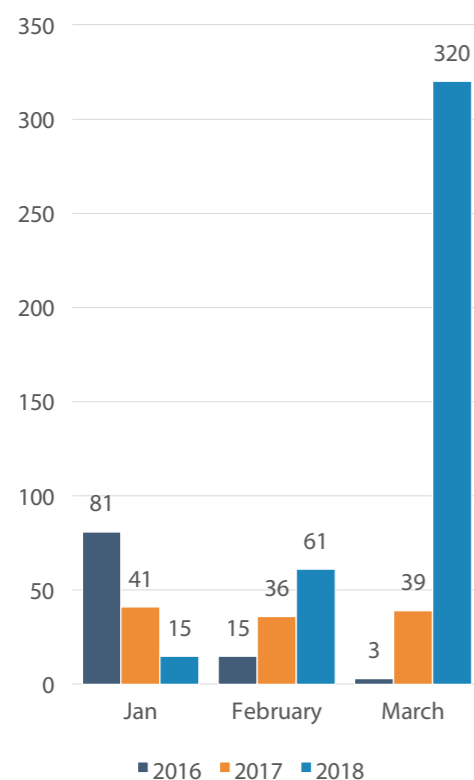
¹¹ *This designation is without prejudice to positions on status, and is in line with UNSCR 1244/1999 and the ICJ Opinion on the Kosovo declaration of independence.

MONTENEGRO

Developments in the reporting period

During this reporting period there were 320 new arrivals to Montenegro and an additional 20 individuals who were prevented from entering the country by border police. This represents a five times increase compared to the 61 reported in the previous month, and more than a twenty times increase in comparison to the 15 registered in January 2018. At the end of March there were 396 new arrivals in total, which is a significant increase (175%) when looking at the same period last year when 116 irregular migrants were registered and a four times increase in comparison to the 99 reported in 2016.

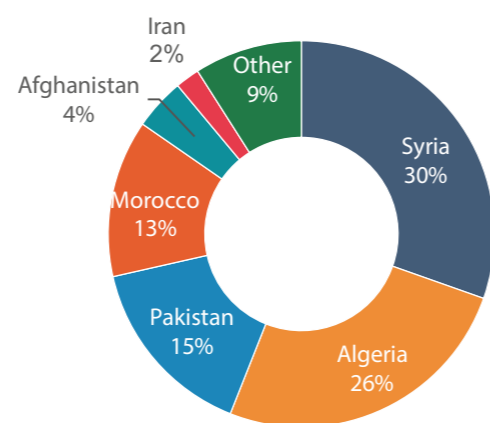
Figure 45 Arrivals to Montenegro in January, February and March, comparison 2016 - 2017



Almost one third of the overall caseload were Syrian nationals (30%), followed by those from Algeria (26%), Pakistan (15%), Morocco (13%), Afghanistan (4%), Iran (2%) and a variety of different nationalities (9%).

At the end of March, 186 migrants and asylum seekers were accommodated in different reception facilities in Montenegro, out of whom 119 were in Spuž (Asylum and Detention Centre) and 67 in alternative accommodation facilities.

Figure 46 Nationality breakdown of registered migrants in Montenegro between January and March 2018.



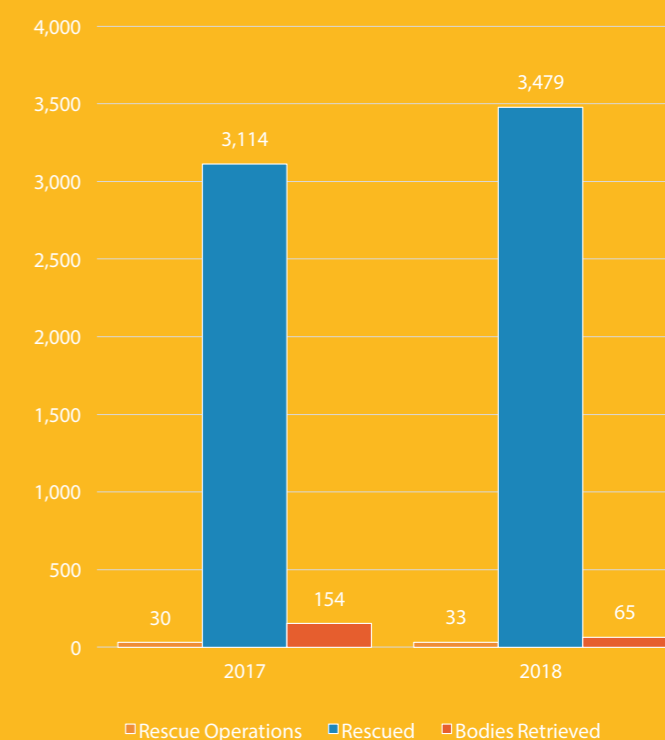
CENTRAL MEDITERRANEAN

LIBYA

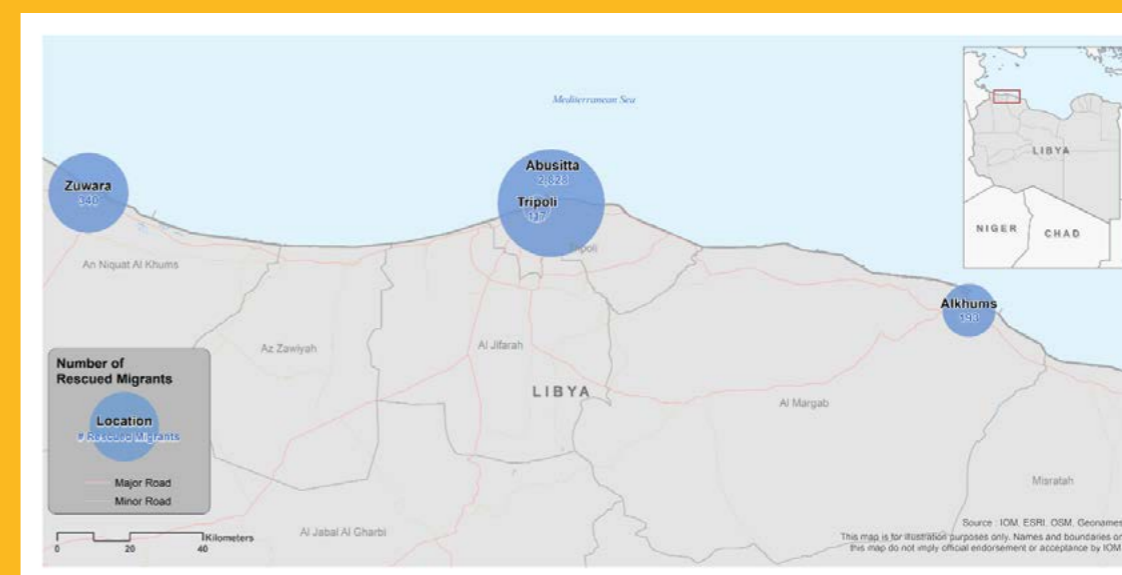
Developments in the reporting period

Between January and March 2018, the Libyan Coast Guard performed 33 rescue operations during which they rescued 3,479 migrants and retrieved 65 bodies. 101 persons are still reported missing. Looking at the data for the same period in 2017, an increase is observed in the number of operations (30 in 2017) and the number of rescued migrants (3,114 in the first quarter of 2017), however, the number of casualties is half the number in number in 2017 (154) as is the number of missing migrants (426 in 2017).

Figure 47 Rescue operations by the Libyan Coast Guard between January and March, comparison 2017 and 2018



Map 11 Rescue operations of the Libyan coast, January - March 2018



NIGER

Developments in the reporting period

According to the [population flow monitoring data in Niger](#) there were 3,834 individuals observed entering Niger, 5,656 individuals leaving Niger and 1,691 observed internally. The analysis of data shows a downward trend in the number of migrants transiting through Flow Monitoring Points (Arlit and Seguedine) in March 2017. This trend was confirmed in 2018: more migrants entered Niger and left Niger in 2017 than in 2018. The number of migrants in the incoming flows increased significantly in February 2017, when 27,230 individuals entering Niger were observed. A peak was also observed in August 2018, during which

12,082 individuals were entering Niger and 8,754 were observed leaving the country. This is due to four phenomena: a stricter control of migration, criminalization of persons involved in illegal migration and the deterioration of the situation in Libya, as well as the repatriation efforts of Nigerien nationals from Algeria, which caused the increase in the returnee figures. Comparing the data of the first quarter of 2017 to that of the first quarter of 2018, a decrease in the incoming and outgoing flows is observed this year.

Figure 48 Monitoring of migration movements in Niger, March 2018

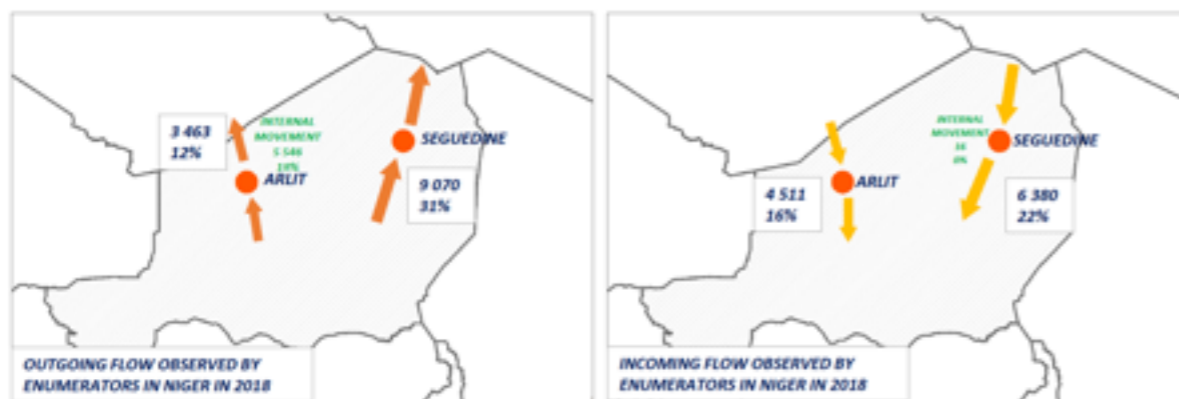


Photo: Crisis in the Mediterranean - Migrants rescued last March in the Channel of Sicily by Italian Coast Guard (File photo). Francesco Malavolta/IOM 2015



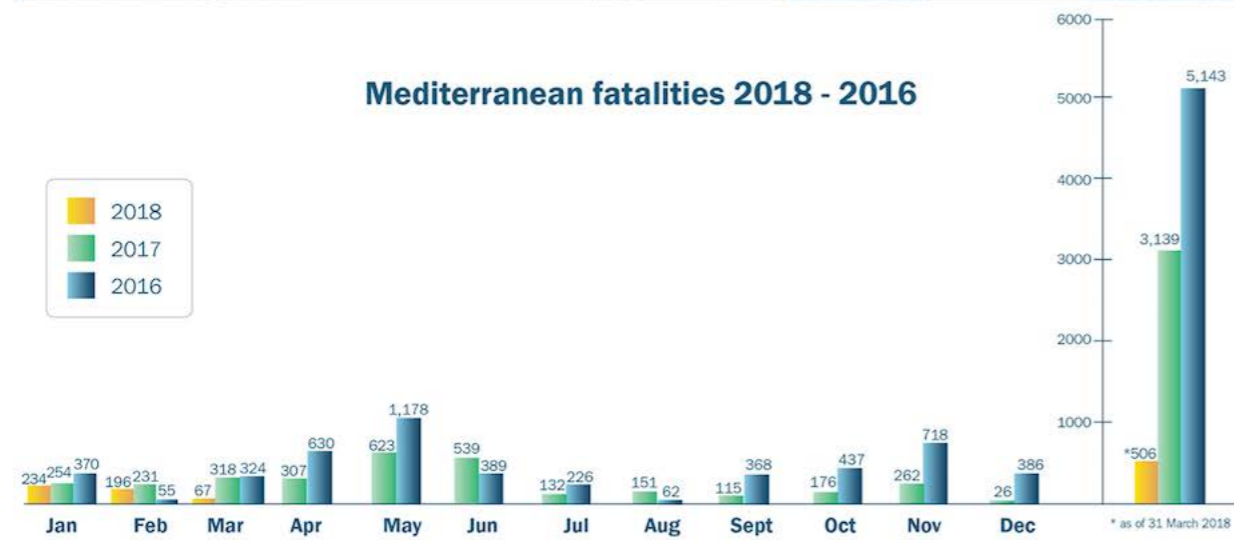
ABOUT THIS REPORT

IOM's Displacement Tracking Matrix (DTM) is a suite of tools and methodologies designed to track and analyse human mobility in different displacement contexts, in a continuous manner. In order to gather and disseminate information about the migrant populations moving through the Mediterranean, up the Western Balkan Route and through the Northern Route into Europe, in September 2015 DTM established a Flow Monitoring System. The Flow Monitoring System includes a monthly flows compilation report, which provides an overview of migration flows in countries of first arrival and other countries along the route in Europe, and an analysis of trends across the affected region. The data on registered arrivals is collated by IOM through consultations with ministries of interior, coast guards, police forces and other relevant national authorities.

FLOW MONITORING SURVEYS

The system also includes flow monitoring surveys to capture additional and more in-depth data on the people on the move, including age, sex, areas of origin, levels of education, key transit points on their route, motives and intentions. This data has been captured by IOM field staff in Greece, the former Yugoslav Republic of Macedonia, Serbia, Hungary, Croatia, Italy, Bulgaria and Slovenia since October 2015. The analysis of data collected throughout 2016 is available on the IOM portal for Mediterranean.

Mediterranean fatalities 2018 - 2016



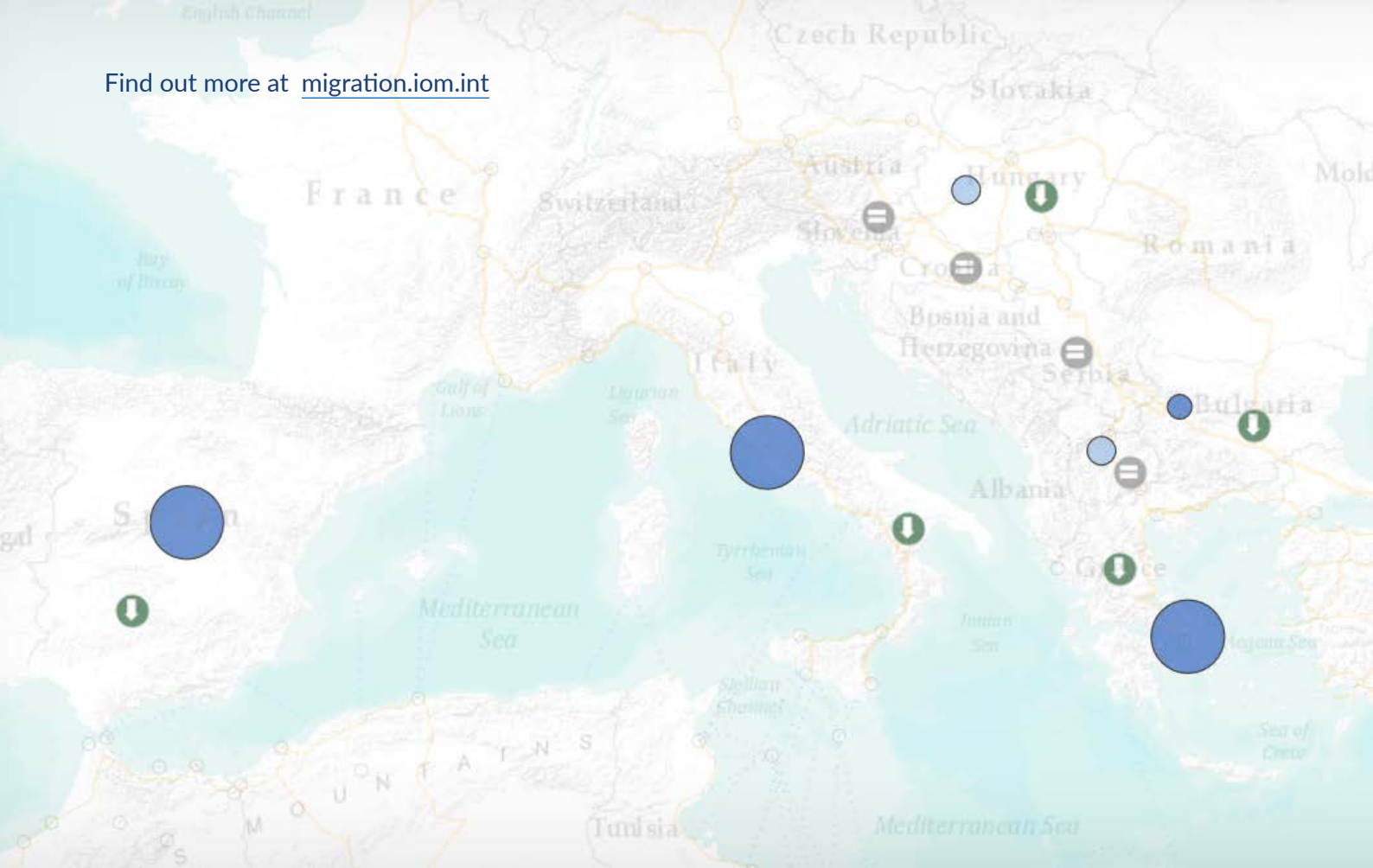
Child fatalities in the Mediterranean 2018 - 2016



*Data for child fatalities data on the Central Mediterranean route is incomplete as most bodies are never recovered. The true number is not known. Map is for illustrative purpose. Boundaries and names used and designations shown do not imply official endorsement or acceptance by IOM.



Find out more at migration.iom.int



LATEST REPORTS



[Download here](#)

Arrivals to Europe - Q1 2018 Summary

Compilation of available data and information
REPORTING PERIOD: 01 - 2018

Arrivals to Europe (from 01-Jan-2018 to 31-Mar-2018)

Country	By Sea	By Land	Total
Greece	5,338	2,421	7,759
Italy	6,256	0	6,256
Bulgaria	8,301	280	8,581
Spain	1,071	4,084	5,155
TOTAL	14,966	6,785	21,751

Latest attended migrants figures available

Country	Date	Total
Greece	28-Feb-18	45,303
Bulgaria	31-Mar-18	1,033
European Republic of Macedonia	31-Mar-18	140
Serbia	31-Mar-18	3,800
Croatia	31-Mar-18	423
Slovenia	31-Mar-18	271
Hungary	31-Mar-18	200
Cyprus	31-Mar-18	110
Romania	31-Mar-18	80

[Download here](#)

Arrivals to Europe - Q1 2018 Dataset

Information contained in this document has been received from a variety of sources including: national authorities, national and international organizations as well as media reports. Specific sources are not named in the report. The information collected has been triangulated through various sources in efforts to ensure accuracy of the content, and where information has not been confirmed, this has been noted in the report

:Data collection activities supported by

