



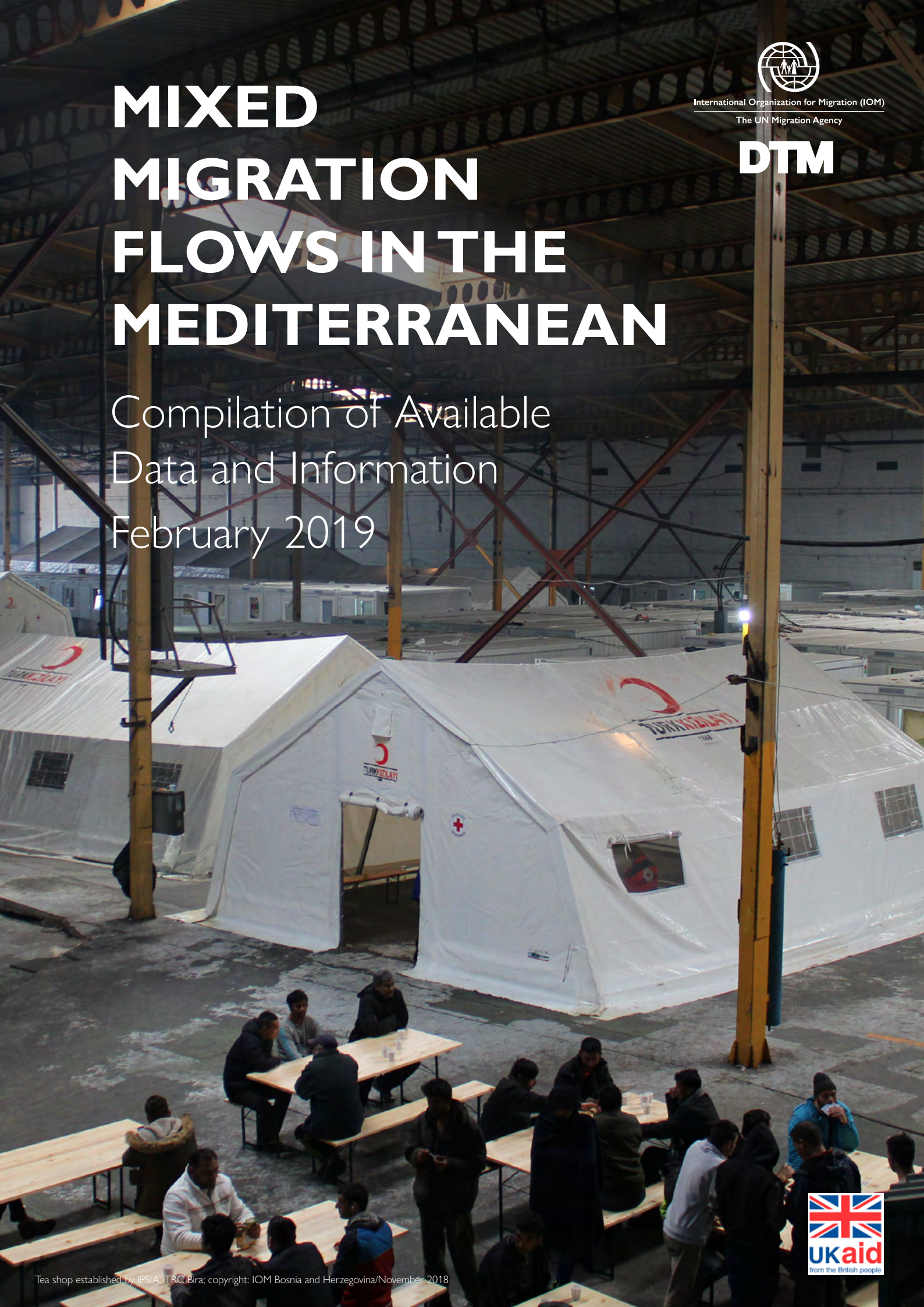
International Organization for Migration (IOM)

The UN Migration Agency

**DTM**

# MIXED MIGRATION FLOWS IN THE MEDITERRANEAN

Compilation of Available  
Data and Information  
February 2019



# Contents

Highlights .....	4
Overview of Arrivals .....	6
Overview maps.....	7
Transit countries – Registered irregular apprehensions.....	9
Policy Developments .....	11
Eastern Mediterranean Route .....	11
Central Mediterranean .....	11
Western Mediterranean .....	11
Global Compact on Migration.....	12
Call for Regional Disembarkation .....	12
Countries of First Arrival.....	13
Italy.....	13
Greece.....	17
Spain.....	19
Malta .....	22
Cyprus .....	23
Bulgaria.....	24
Transit Countries* .....	26
Croatia.....	26
Romania.....	28
Serbia .....	29
Slovenia .....	31
The Republic of North Macedonia .....	33
Turkey .....	35
Western Balkans in Focus .....	39
Albania .....	40
Bosnia and Herzegovina .....	41
Kosovo ** .....	43
Montenegro .....	44
Other Countries.....	46
Libya.....	46
Niger .....	47
Missing Migrants: Fatalities/Missing in the Mediterranean and Aegean.....	48
About this Report.....	49

\* The term transit country is used in the context of the ongoing DTM flow monitoring of movements from Middle East and Africa towards Europe. It does not imply any official accepted profiling of the countries concerned.

\*\* This designation is without prejudice to positions on status and is in line with UNSCR 1244/1999 and the ICJ Opinion on the Kosovo declaration of independence.





Moving of the families to the freshly renovated centre Borići. The renovation has been provided by the European Union, TRC Borići, Bihać, IOM Bosnia and Herzegovina/November 2018

## HIGHLIGHTS

A total of 11,552 migrants and refugees arrived in Europe through different land and sea routes in the first two months of 2019, the lowest number reported since 2015 when some 12,258 sea and land arrivals were reported. Arrivals as of February 2019 decreased by 9 per cent when compared to the 12,726 registered in the same period of 2018, 43 per cent lower than the 20,200 registered in 2017 and 91 per cent lower than the 136,355 registered in the same period of 2016.

Fifty-two per cent of all arrivals were registered in Spain, indicating that the Western Mediterranean route was the main route taken by the migrants and refugees arriving to Europe between January and February 2019. Another 45 per cent of individuals have arrived in Europe through the Eastern Mediterranean route (Cyprus, Bulgaria, Greece) and the remaining 3 per cent were rescued and brought to Italy and Malta in their attempt to cross the Central Mediterranean route. It is for the first time since 2017 that a route different than the Central Mediterranean was the most active route in the first two months of the year. For example, last year, some 40 per cent of migrants and refugees registered in between January and February arrived in Europe through the Central Mediterranean route, and the remaining 59 per cent was almost equally distributed between Western (29%) and Eastern (30%) Mediterranean route.

A total 5,978 migrants and refugees were registered in **Spain** (WMR) between January and February 2019. This is close to two times increase compared to the 3,700 reported in 2018 and the 3,862 reported in the same period of 2017. Among the total registered migrants arriving to Spain in the first two months of 2019, 84 per cent (5,040) arrived by sea and the remaining 16 per cent (938) arrived by land, mainly to the Spanish enclaves of Ceuta and Melilla in the North of Africa. Migrants from Sub-Saharan Africa comprise 77 per cent of the overall arrivals registered in January and February 2019, followed by those from Morocco (17%) and Guinea Conakry (2%). Similarly, in 2018 and 2017, Morocco and Guinea Conakry were among the top 5 nationality groups registered in January and February respectively. Read more [here](#).

Between January and February 2019, Hellenic Authorities reported 4,990 new arrivals to **Greece**, making the Eastern Mediterranean route the second most active route for arrivals to Europe in the region. Arrivals this year are 39 per cent higher than the 3,588 registered in the first two months of 2018 and 84 per cent more than the 2,705 reported in 2017. Of the 2,332 arrivals in February 2019, 66 per cent arrived in Greece by sea and the remaining 34

per cent were registered as land arrivals. More than half of the registered population that arrived in the country by sea were of Afghan origin (56%), Nationals from Iraq and Palestinian Territories were the second most registered (both 12%), followed by those arriving from the Syrian Arab Republic (9%) and the Democratic Republic of Congo (3%). In addition to that, DTM flow monitoring data from the Evros region in the North Greece shows that the majority of migrants (43%) who were registered arriving from Turkey to Greece, mainly by land were of Turkish origin (read more [here](#)).

**Italian** authorities reported the arrivals of 262 migrants and refugees between January and February 2019, the lowest reported since 2014. Arrivals in the first two months of 2019 have decreased by 95 per cent when compared to the same period of 2018 when 5,247 arrivals were registered, and are only a fragment of the 13,439 reported in January and February 2017. Twenty-two per cent of migrants registered this year were of Bangladeshi origin, followed by those from Tunisia (20%), Algeria (15%), Iraq (15%) and other African and Southern Asian countries (read more [here](#)). Profile of migrants and refugees registered in Italy this year differs from the profile found among migrants and refugees registered in the same period of 2018. Last year Eritrean<sup>1</sup> nationals were the first declared nationality as reported by the Italian Authorities (27%) followed by those from Tunisia (22%), Nigeria (7%), Pakistan (6%) and Libya (5%).

For the first time since 2017, there were registered arrivals in Cyprus in both January and February. A total of 132 migrants and refugees arrived in the country, mainly nationals of Syrian Arab Republic (read more [here](#)).

Authorities in the Western Balkans, namely Bosnia and Herzegovina, Albania and Montenegro – have observed a significant increase in arrivals in 2019, and have registered a total of 2,614 migrants and refugees as of February (read more [here](#)). This is two times more than the 1,111 registered in 2018 in all three countries and 8 times than the 346 registered between January and February 2017. An increase is also observed in registered entries to Kosovo (UNSCR 1244). In the second half of 2018, 80 per cent of the overall yearly arrivals were reported, which continued into 2019 with the reporting of 144 migrants, four times more than 33 registered in the same period of 2018 (read more [here](#)). Iraq, Pakistan, Algeria, Syrian Arab Republic and Morocco were the main nationality groups registered in the countries in the region in the first two months of 2019.



International Organization for Migration (IOM)  
The UN Migration Agency

**DTM**

MIXED MIGRATION FLOWS IN THE MEDITERRANEAN  
Compilation of Available Data and Information  
February 2019



Children play, line for food, TRC Bira; copyright:  
IOM Bosnia and Herzegovina/November 2018

## OVERVIEW OF ARRIVALS

Figure 1 Arrivals in Bulgaria, Cyprus, Greece, Italy, Malta and Spain, January - February 2016 -2019

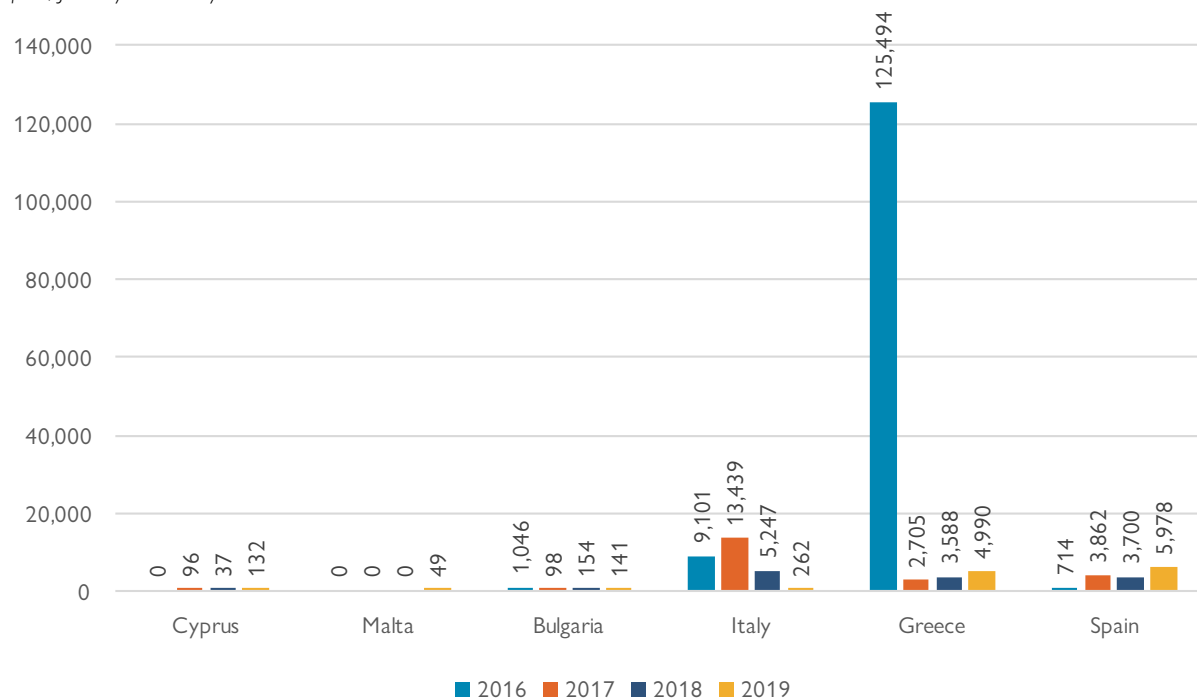
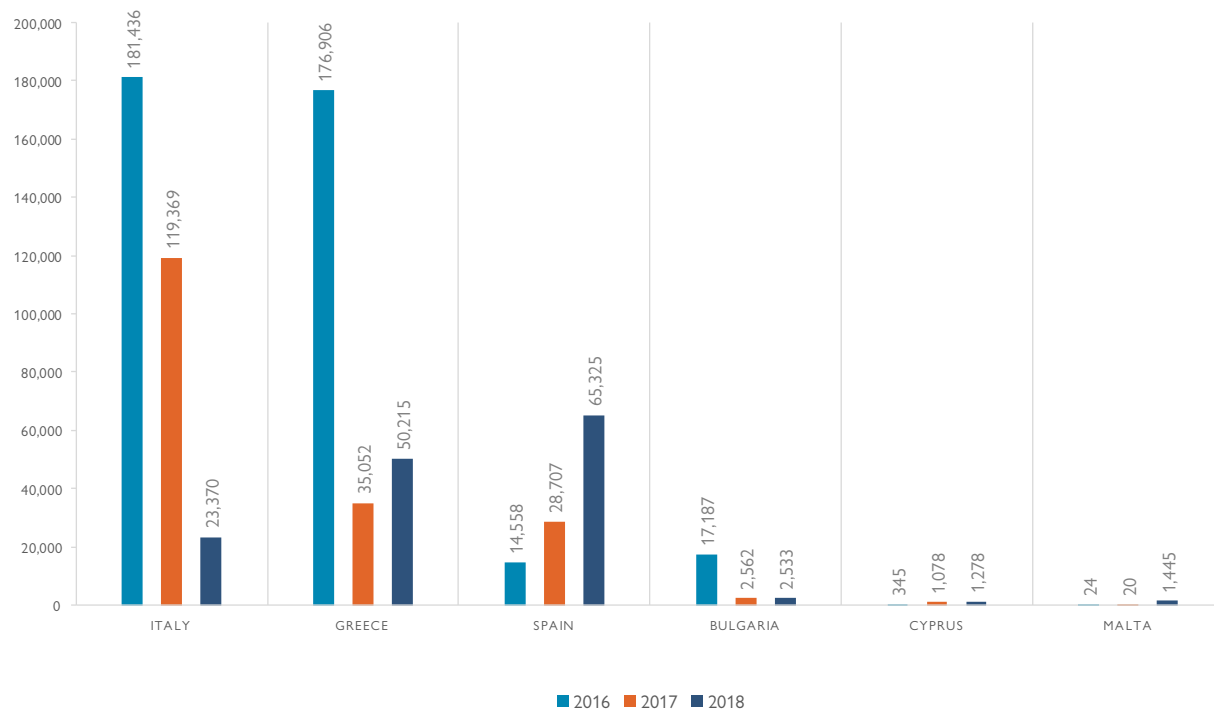
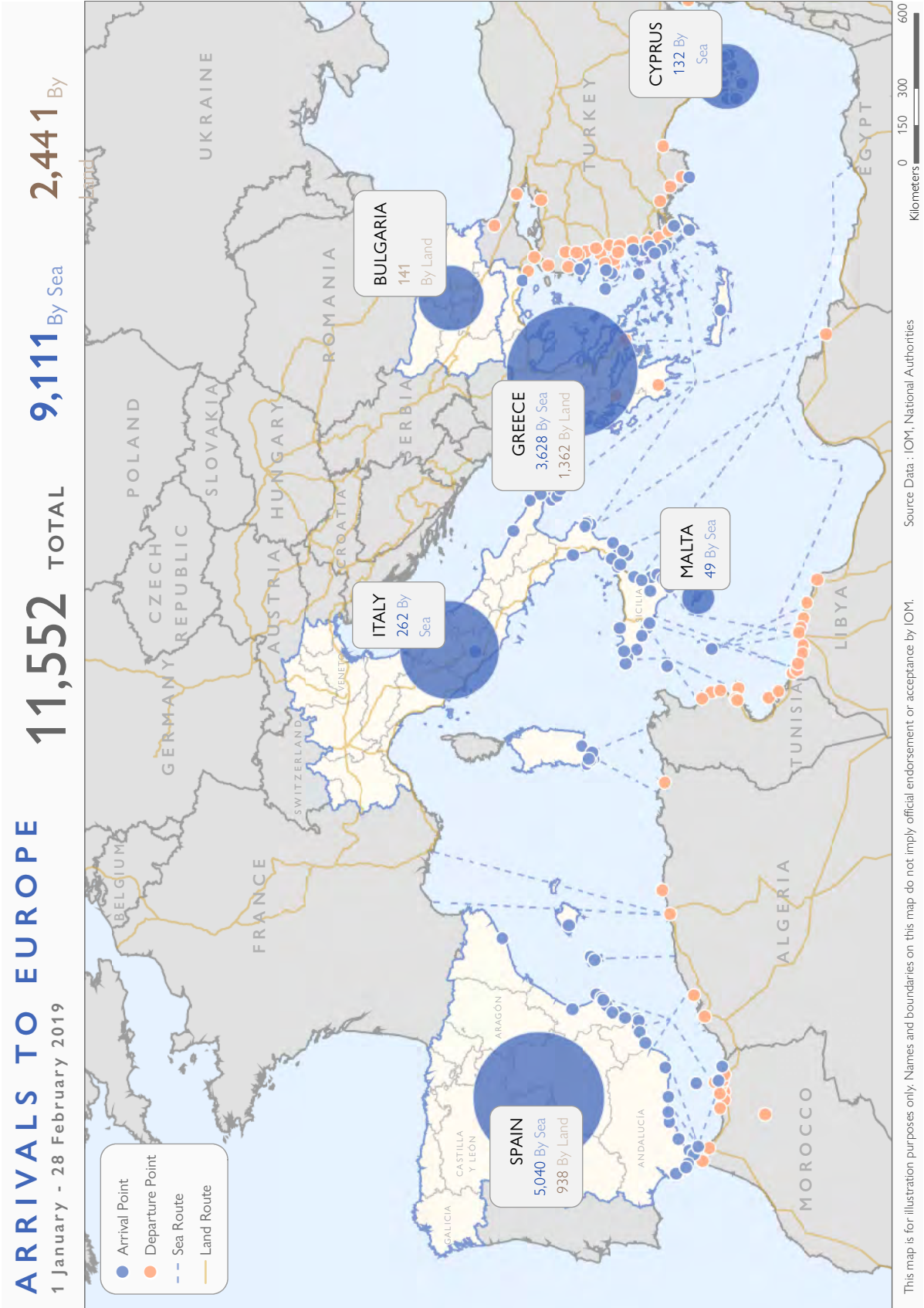


Figure 2 Arrivals between January and December 2016 – 2018



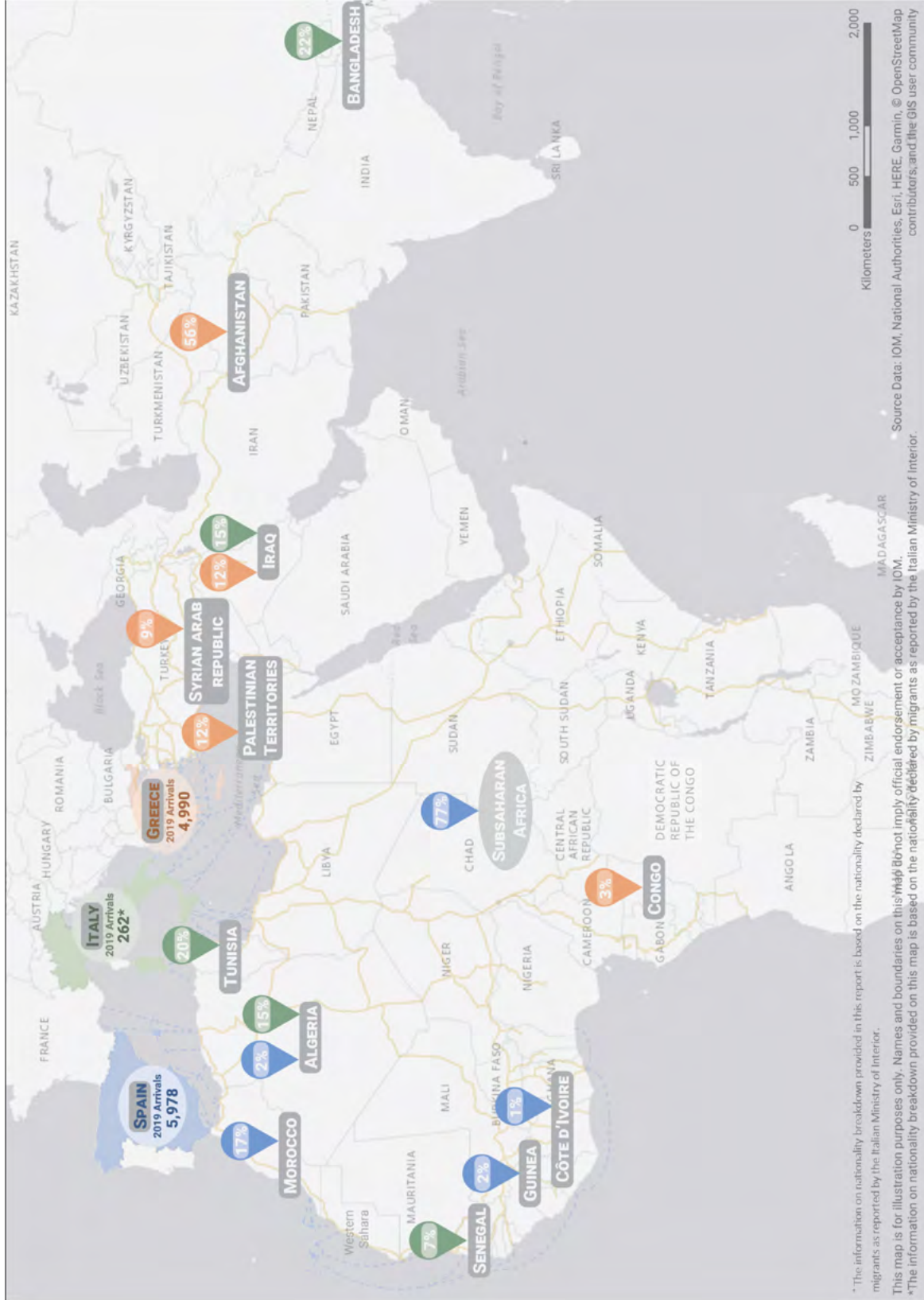
## OVERVIEW MAPS



# OVERVIEW: COUNTRIES OF ORIGIN - ARRIVALS TO SPAIN, ITALY AND GREECE



From 01 January to 28 February 2019



Kilometers 0 500 1,000 2,000

\*The information on nationality breakdown provided in this report is based on the nationality declared by migrants as reported by the Italian Ministry of Interior.

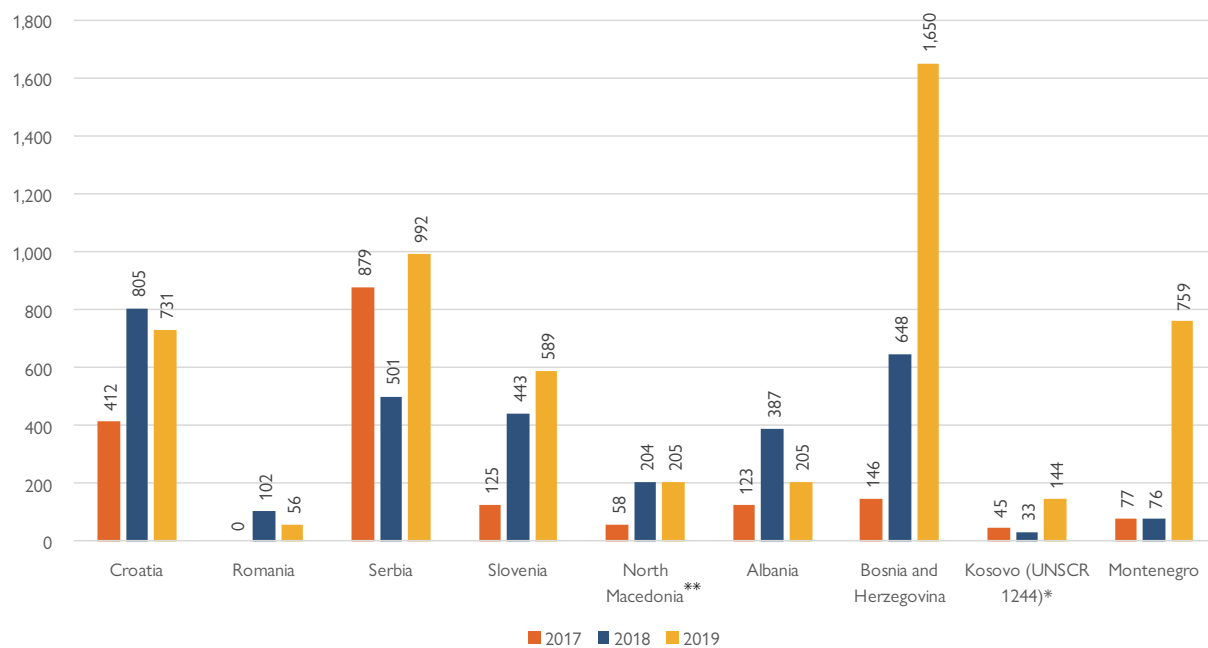
This map is for illustration purposes only. Names and boundaries on this map do not imply official endorsement or acceptance by IOM.  
\*The information on nationality breakdown provided on this map is based on the nationality declared by migrants as reported by the Italian Ministry of Interior.

Source Data: IOM, National Authorities, Esri, HERE, Garmin, © OpenStreetMap contributors, and the GIS user community



## TRANSIT COUNTRIES – REGISTERED IRREGULAR APPREHENSIONS

<sup>1</sup>Figure 3 Summary of Registered Irregular Apprehensions between January and February 2017 -2019

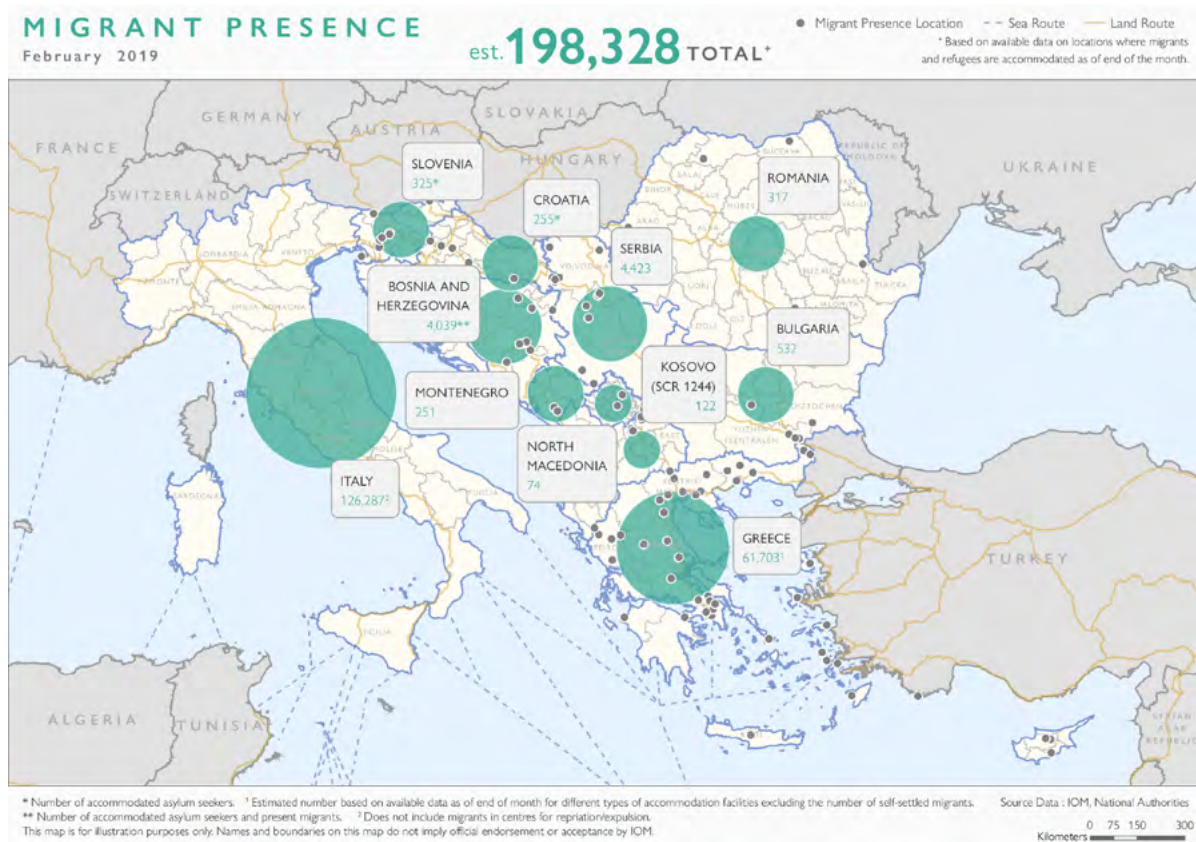


<sup>1</sup> Figure 2 includes both entry and exit statistics for Romania. 2018 data for Albania includes apprehensions on entry and exit from the country.

\* This designation is without prejudice to positions on status, and is in line with UNSCR 1244/1999 and the ICJ Opinion on the Kosovo declaration of independence

\*\* Arrival figures used in this report is based on official data received from the Government of North Macedonia. Read more [here](#).





**PRESENCE OF MIGRANTS AND ASYLUM SEEKERS IN THE REGION – CHANGES OVER TIME**

Country	February 2017	February 2018	February 2019
Greece <sup>2</sup>	62,326	49,201	61,703
The Republic of North Macedonia	95	114	74
Serbia	6,629	3,816	4,423
Croatia <sup>3</sup>	579	397	255
Slovenia	237	288	325
Bulgaria	----	1,059	532
Cyprus*	/	12	255
Romania*	/	518	317
Montenegro	/	110	251
Bosnia and Herzegovina	/	/	4,039
Italy <sup>4</sup>	176,666	178,778	126,287
Kosovo**	43	31	122

\*Number of asylum seekers.

\*\*This designation is without prejudice to positions on status, and is in line with UNSCR 1244/1999 and the ICJ Opinion on the Kosovo declaration of independence ).

2 Sum of available information, excluding the figure on self-settled migrants and asylum seekers.

3 Data for Slovenia and Croatia includes number of asylum seekers only.

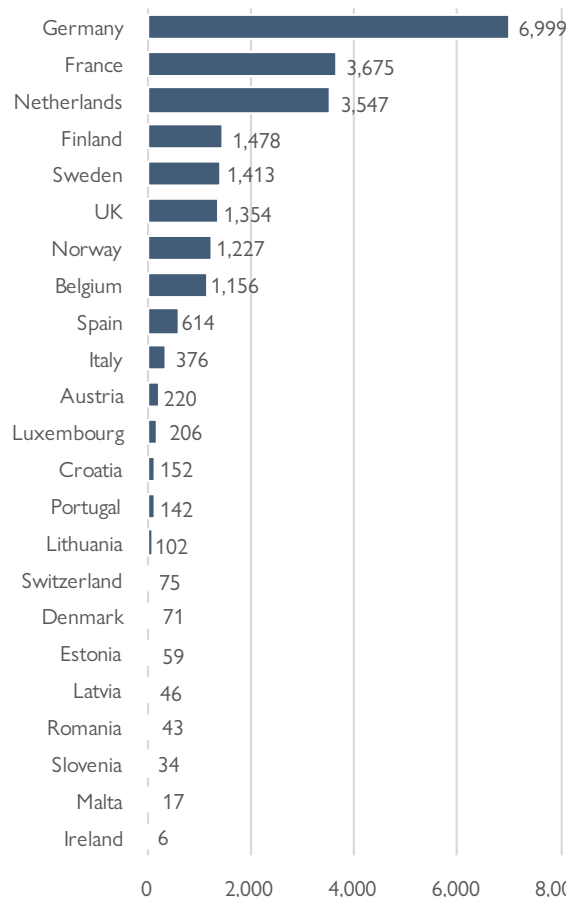
4 Data for 2016 and 2017 is the final yearly data reflecting migrants' presence as of end of the year.

## POLICY DEVELOPMENTS

### EASTERN MEDITERRANEAN ROUTE

In response to the arrival of almost one million migrants and refugees from the Middle East and Africa through the Eastern Mediterranean route in the second half of 2015 and the first three months of 2016, on 18 March 2016, the European Union (EU) and Turkey agreed on a plan to end irregular migration flows from Turkey to the EU. The document states that from 20 March 2016 all persons who do not have a right to international protection in Greece will be returned to Turkey, based on the Readmission Agreement from 2002 signed between the countries. The whole document is available [here](#) and for the last report on Relocation and Resettlement please check [here](#).

Figure 4 Number of Syrian refugees resettled from Turkey to Europe (EEA) between April 2016 and February 2019



\* The figure include the number of Syrian refugees assisted by IOM Turkey through the 1:1 resettlement scheme as well as other bilateral programs. Between April 2016 and January 2019, a total of 23,012 Syrian refugees have departed to European countries. Source: IOM.

### CENTRAL MEDITERRANEAN

On 2 February 2017, Italy's Prime Minister signed a memorandum of understanding with Libya's National Reconciliation Government to reduce the number of departures from Libya to Italy. A day after, 3 February 2017, Members of the European Council drafted the Malta Declaration at an informal summit held in Malta. During the summit, 28 EU heads of state discussed the external dimensions of migration, focusing mainly on undertaking actions to: significantly reduce migratory flows, break the business model of smugglers and save lives ([Malta Declaration](#)). In addition to that, the Italian Government and the EU provided trainings to the Libyan Coast Guard to improve their capacity to execute rescue operations. This had a significant impact on the number of arrivals in Italy in 2017, causing a twofold decrease in the number of arrivals between the second and third quarters of the year (59,460 in Q2 versus 21,957 in Q3). It also caused an overall decrease in the number of arrivals in 2018, which can be seen when compared to the number of arrivals in the same period in 2017 (e.g. 119,369 arrivals in 2017 compared to 23,370 in 2018). The decrease continued in the first months of 2019, when authorities registered only 262 new arrivals to Italy - 20 times less than the 5,240 registered in January and February 2018 and fifty times less than the 13,439 registered in the same period in 2017.

### WESTERN MEDITERRANEAN

In response to the increased number of arrivals in Spain during 2018, authorities opened two new types of centers during the summer months. First type are Centers for temporary attention of Migrants (CATE – Centro de Atención Temporal de Extranjeros) intended for assistance provision and registration of migrants who arrive on the Coast of Andalusia during the first 72 hours after their rescue. By the end of the year two centers of such kind were opened in [Algeciras \(Cadiz\)](#) and Motril (Granada). The second type are Centers for temporary reception, emergency and referral (CAED – Centro Temporal de Acogida, Emergencia y Derivación) managed by the Spanish Red Cross that oversees the provision of health, psychological, social and interpretation services. At the end of December 2018, three such centers were operational in [Chiclana \(Cadiz\)](#), [Merida](#) and [Guadix \(Grenada\)](#) (read more [here](#)).

## GLOBAL COMPACT ON MIGRATION

In December 2018, the Intergovernmental Conference to Adopt the [Global Compact for Safe, Orderly and Regular Migration](#) was held in Marrakech, Morocco. The compact comprises 23 objectives and was adopted by world leaders on 10 December with 152 votes in favor, 5 against and 12 abstentions. The first of the 23 objectives is to “collect and utilize accurate and disaggregated data as a basis for evidence-based policies.” See [here](#) for more information.

## CALL FOR REGIONAL DISEMBARKATION

In an effort to tackle the record rate of drownings in the Mediterranean Sea witnessed in 2018, IOM and UNHCR appealed to European leaders in October 2018 to confront the negative political discourse regarding migrants and refugees arriving by boat. Over 2,299 have died in their efforts to reach Europe by sea in 2018, and 218 so far in 2019. The [workable regional arrangement](#) initiated by IOM and UNHCR is a comprehensive approach to sea rescues that would increase the predictability and efficiency of disembarkation missions by means of common procedures. Alongside this proposal, both organizations encouraged responsibility-sharing amongst European leaders, and the implementation of the agreements formed in the Valetta Political Declaration and Plan of Action. See [here](#) for more information.



*The Italian Coast Guard rescues migrants bound for Italy.  
© Francesco Malavolta/IOM 2014*

# COUNTRIES OF FIRST ARRIVAL

## ITALY

### Developments during the reporting period

During this reporting period, authorities in Italy registered a total of 60 new arrivals, 70 per cent decrease from 202 reported previous month, 95 per cent decrease from 1,065 registered in February 2018 and only a fragment of the 8,972 registered in February 2017. Arrivals in Italy this year are the lowest reported since 2014.

In the first two months of 2019, a total of 262 migrants and refugees were reported to have arrived in Italy. This is a 95 per cent decrease in comparison with the same period of 2018 when 5,247 arrivals were registered and only a fragment of the 13,439 reported in January and February 2017. Vast majority of arrived migrants

and refugees in 2019 were adult males (81%), 2 per cent adult female, 2 per cent accompanied children and 15 per cent unaccompanied and separated children.

According to the Italian MOI<sup>5</sup>, Bangladesh represents the first declared country of origin for migrants registered arriving in Italy in 2019. A total of 57 migrants and refugees (22% of the total) declared Bangladeshi nationality, followed by Tunisia (20%), Algeria (15%), Iraq (15%) and other African and Southern Asian countries. In contrast, at the end of February 2018, Eritrea<sup>6</sup> (27%) was the first declared country of origin, followed by Tunisia (22%), Nigeria (7%), Pakistan (6%) and

Libya (5%).

Out of the 60 migrants and refugees registered at arrival in February, 21 were Tunisian nationals who departed from Tunisia (2 landing events in Sicily) and 39 were Algerian nationals who departed from Algeria (3 landing events in Sardinia). No arrivals from Libya were registered in the reporting month. Contrary to that, estimated 58 per cent of migrants and refugees who arrived in February 2019 departed from Libya and the remaining 42 per cent from Tunisia<sup>7</sup>.

Figure 5 Monthly arrivals in Italy, 2014 – 2019

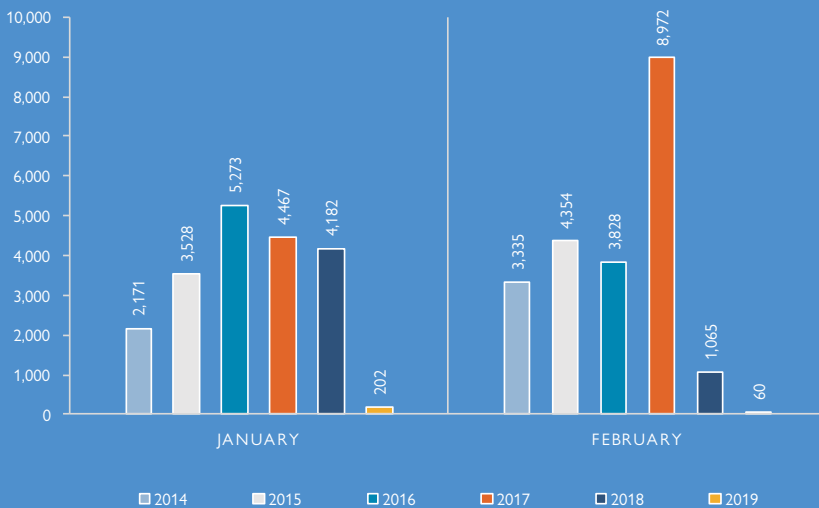
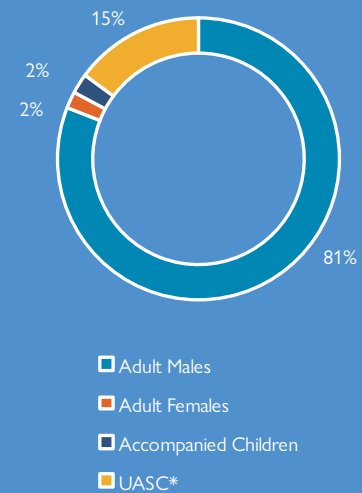


Figure 6 Age/Sex breakdown of registered arrivals in 2019



\*Unaccompanied and Separated Children.

5 IOM data is adjusted according to the official figures provided by Italy's Ministry of Interior twice a week.

6 The information on nationality breakdown provided in this report is based on the nationality declared by migrants as reported by the Italian Ministry of Interior.

7 Calculations based on DTM Flow Monitoring data.

7 February – The closure of the ex-CARA Mineo has started with the first transfer of about 50 migrants. The centre is one of the biggest reception facilities for asylum seekers and refugees in Europe and has reached a capacity of 3,000 people at the peak of its activity in 2016-2017. Migrants and refugees in reception can leave any time, but if they don't accept new destinations and transfers to alternative centres in the other parts of the country, they will lose the right to reside in government facilities (read more [here](#)).

7 February – The body of a 29-year-old migrant from Togo was found near Montgenève. According to available information, death was caused by freezing due to extremely low temperatures in the Alpine areas between the border of Italy and France. The Alpine route is more and more common to avoid controls in Ventimiglia, but migrants do not have adequate protection against the cold and the snow (read more [here](#)).

13 February – Many prefectures in Italy are publishing new invitations to bid for migrant reception facilities, in line with new guidelines from the Ministry of Interior on admissible expenses and overall cuts to budget for the reception of asylum seekers and international protection holders. The costs for centres with a capacity of 50 people have decreased to an average of 21.35 euros per person per day (from an average of 35 euros). Most cuts are related to the decrease in number of educators, psychologists, legal counsellors, health personnel and transportation, which makes localized reception impracticable and lowers quality standards. Consequently, reception centres with bigger capacities are becoming more affordable options for implementing third-sector entities (read more [here](#)).

16 February – Another migrant – a 29-year-old Senegalese man – has died after a fire broke out in the informal camp of San Ferdinando, in an area in Calabria

where oranges' harvesting attracts many migrant workers. The fire has spread very quickly due to the highly inflammable materials with which migrants build their makeshift tents and houses ([here](#) and [here](#)). Number of migrant workers in informal camps in many rural areas of the country is believed to be growing in reaction to the restrictive criteria regarding the access to the reception system for asylum seekers and recognized protection holders.

19 February – According to the decision from the Court of Cassation, new and more restrictive norms introduced by the Legislative Decree 113 (including the abolition of the humanitarian protection permit) do not apply retroactively, to asylum applications lodged before October 5 when the Decree entered into force ([here](#)). This might bring an increase in the recognition rates considering that the rates have significantly dropped after the implementation of the Decree 113, to only 2% reported for January 2019.

Table 1 Arrivals by sea - top 10 declared nationalities, January – February 2019

Declared nationality	Total	%	Adult Males	Adult Females	AC	UASC
Total	262	100	212	5	6	39
Bangladesh	57	22	45			12
Tunisia	52	20	41		1	10
Algeria	39	15	39			
Iraq	38	15	27	5	5	1
Senegal	19	7	13			6
Guinea	18	7	11			7
Iran (Islamic Republic of)	13	5	13			
Egypt	9	3	7			2
Sudan	6	2	5			1
Gambia, the	2	1	2			
Others	9	3	9			

### Known entry points:

The main ports of disembarkation in 2018 were those in Sicily (Pozzallo, Lampedusa, Catania, Messina and Trapani). In February 2019, disembarkation took place in Sicily (Lampedusa and Catania) and Calabria (Torre Melissa).

Arrivals from Tunisia, Algeria, Turkey and Greece are normally the result of autonomous landings or of rescue operations conducted close to Italian shores. Main departure points registered in 2019 are Izmir (Turkey), Annaba (Algeria) and Zarzis (Tunisia). Arrivals from Libya are brought to Italy following search and rescue operations in the Central Mediterranean Sea, which are conducted less and less frequently by the Italian Coast Guard, by the navy vessels of EU countries participating into Operation Sophia and by NGOs' vessels.

No official estimate on the number of migrants entering Italy by land and air borders is provided by Italian authorities. Media report of an ongoing flow of migrants entering Italy by land in Trieste and Gorizia from Slovenia.

Figure 7 Nationality breakdown of registered arrivals by sea in Italy between January and February 2019

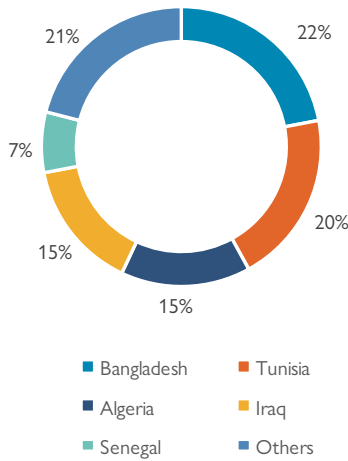
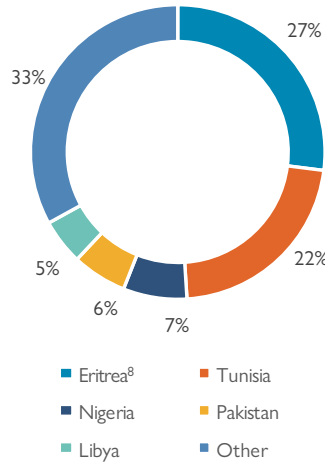


Figure 8 Nationality breakdown of registered arrivals by sea between January and February 2018



### Relocation within Europe

After the end of the [EU emergency relocation scheme](#), IOM supports national authorities in the procedures to relocate some of migrants and refugees arriving by sea to other EU countries with which the Italian authorities have found a bilateral agreement. Between August and December 2018, IOM assisted the relocation of 142 migrants and refugees to France, Germany, Portugal and Spain.

In February 2019, IOM has assisted the relocation of 6 men to France through an ad-hoc agreement between Italian and French authorities.

So far in 2019, IOM has also assisted the transfer of 7 unaccompanied children to the United Kingdom within the framework of the DUBS project.

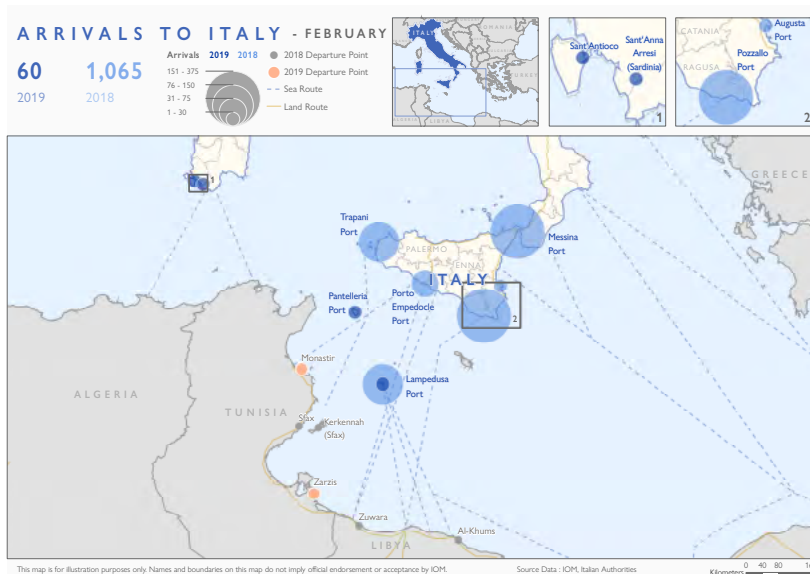
### Resettlement and Humanitarian Corridors

IOM Italy manages a resettlement program financed by the Ministry of Interior, under which 400 beneficiaries have been resettled to Italy in 2018 from Libya, Jordan, Lebanon, Sudan, Turkey. 77% of them were Syrian nationals.

Since the beginning of 2019, 80 refugees have been assisted by IOM in their resettlement to Italy: 48% of them are Syrian nationals with the rest being from Sudan, Palestinian Territories and Libya. Departures took place from Lebanon, Libya and Sudan.

Over the past three years, a consortium of faith-based organizations (Comunità di Sant'Egidio, Federazione delle Chiese Evangeliche in Italia and Tavola Valdese) organizes self-funded humanitarian corridors in agreement with the Italian Ministry of Foreign Affairs and the Italian Ministry of Interior. A total of more than 2,300 migrants and refugees have been admitted in Italy since February 2016, with beneficiaries granted reception and integration services by the promoting organizations.

Map 1 Main departure points from Libya and landing points in Italy (February 2019)



### Known exit points

Some migrants arrived by sea try to move to other European countries and formal and informal transit camps are active at border areas with neighboring countries (France, Switzerland and Austria). Migrants are often stopped or pushed back to Italy when found on streets, footpaths or trains close to the borders.

Ventimiglia remains the main bottleneck for migrants and refugees who are trying to cross the border with France. French

authorities are reported to send back migrants found on their territory in an irregular position. Also, Bardonecchia (Italy/France), Como (Italy/Switzerland) and, to a lesser extent, Bolzano (Italy/Austria), are other border cities where transiting migrants gather and organize to move northwards. The Italian authorities transfer migrants from Ventimiglia to the hotspot in Taranto on a regular basis, to decrease pressure at the border and reduce secondary movements.

<sup>8</sup> The information on nationality breakdown provided in this report is based on the nationality declared by migrants as reported by the Italian Ministry of Interior.

### Migrants in reception centers

According to the data provided by the Italian Ministry of Interior, estimated 126,287 migrants and refugees were hosted in reception centers of various types throughout the country as of end of February 2019. This is a 29 per cent decrease since February 2018. Five regions – Lombardy, Campania, Emilia Romagna, Latium and Piedmont – host almost half of all migrants in reception (49%).

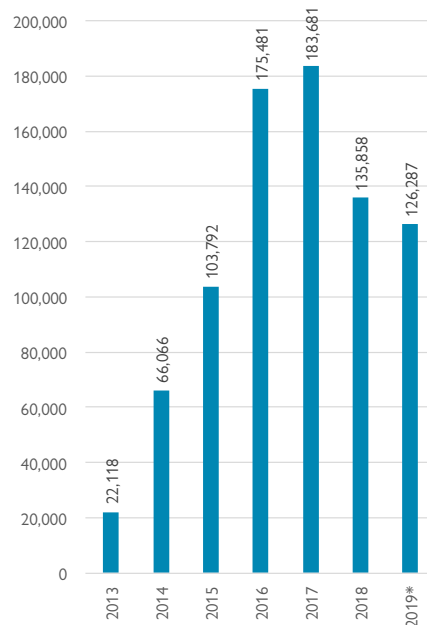
The number of migrants and refugees in reception is decreasing due to the decrease in arrivals and to recent legislative changes which have also affected the criteria to be granted a shelter in the reception system. The number of migrants and refugees in reception is decreasing at a faster pace in the regions of the south (Sardinia -46%, Apulia -44%, Sicily and Calabria -35% in comparison with February 2018) than in the rest of the country.

Also, number of unaccompanied children in dedicated reception facilities is decreasing. According to the Ministry of Labour and Social Policies, around 8,971 unaccompanied migrant children were in reception at the end of January 2019, which represent a 40 per cent decrease compared to January 2018. Children coming from Albania, Egypt, the Gambia, Cote d'Ivoire, Guinea, Eritrea<sup>9</sup>, Pakistan represent 60 per cent of all those registered and present in reception.

Map 2 Distribution of migrants in reception centers in Italy by region (February 2019)

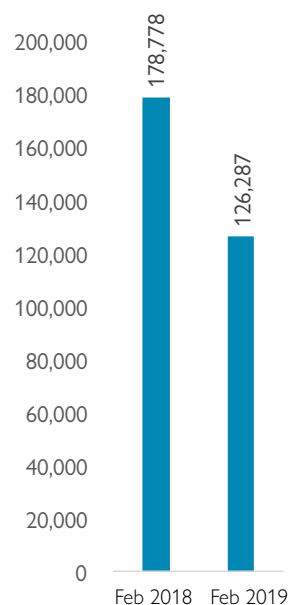


Figure 9 Occupancy in the reception centers, yearly overview 2013 - 2019



\*Data as of end of February 2019. Source: Italia MOI. Note: this data does not include CPR (centres for forced repatriation).

Figure 10 Occupancy in the reception centers in Italy in February, comparison 2018 – 2019.



Source: Italian Ministry of Interior. The data does not include CPR (centres for forced repatriation).

9 The information on nationality breakdown provided in this report is based on the nationality declared by migrants as reported by the Italian Ministry of Interior.



# GREECE

## Developments during the reporting period

During this reporting period (1 – 28 February 2019), Hellenic authorities registered 2,332 migrants and refugees who arrived in Greece by sea and land. This is 12 per cent less than the previous month, when 2,658 arrivals were registered, 45 per cent increase from 1,610 reported in February 2018 and 97 per cent increase compared to 1,185 registered in February 2017.

Between January and February 2019, 4,990 migrants and refugees have been registered, this is 39 per cent more than the 3,588 in 2018 and 84 per cent more than the 2,705 reported in 2017. A quarter of all migrants and refugees registered arriving in Greece so far crossed into the country through land route and the remaining 73 per cent arrived by sea.

Afghanistan is the most commonly reported country of origin as of February 2019, declared by 56 per cent of registered migrants and refugees arriving by sea to Greece. Migrants from Palestinian Territories and Iraq represent the second largest nationality groups registered (both 12%), followed by those arriving from the Syrian Arab Republic (9%) and the Democratic Republic of Congo (3%). The remaining 8 per cent is distributed among 36 different nationality groups. In the same period of 2018, Syrian nationals represented the most commonly reported country of origin (36%), followed by those arriving from Iraq (32%), Afghanistan (16%), Palestinian Territories (3%) and Cameroon (3%). The profile of registered nationalities has started changing in the second half of 2018 when an increase in the presence of Afghan nationals is observed that continued until the end of the year leading to Afghanistan being the first registered nationality group among the overall arrivals recorded in 2018. Similar trend continued in the first two months of 2019.

Figure 13 Nationality breakdown of registered arrivals by sea in Greece between January and February 2019

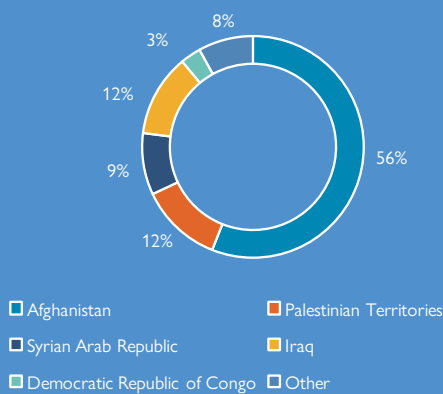


Figure 11 Arrivals between January – February 2016 – 2019

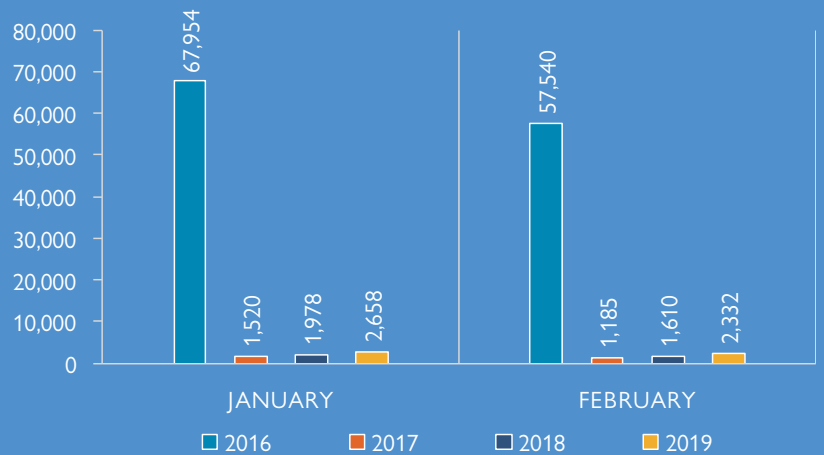


Figure 12 Land and sea arrivals in January – February, comparison 2017 - 2019

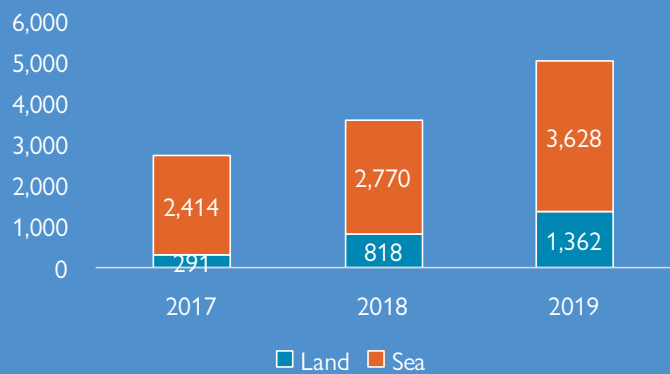


Figure 14 Nationality breakdown of registered arrivals by sea in Greece between January and February 2018

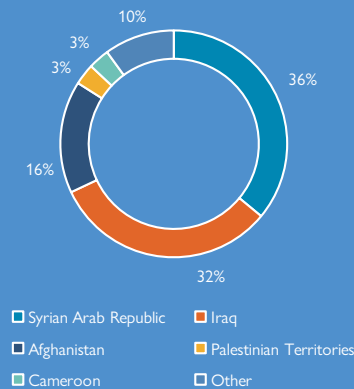
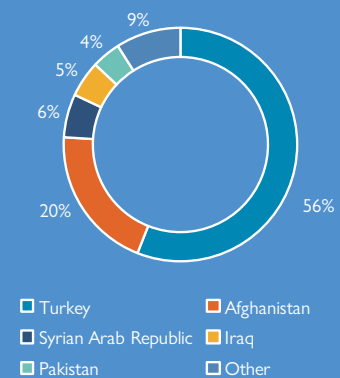


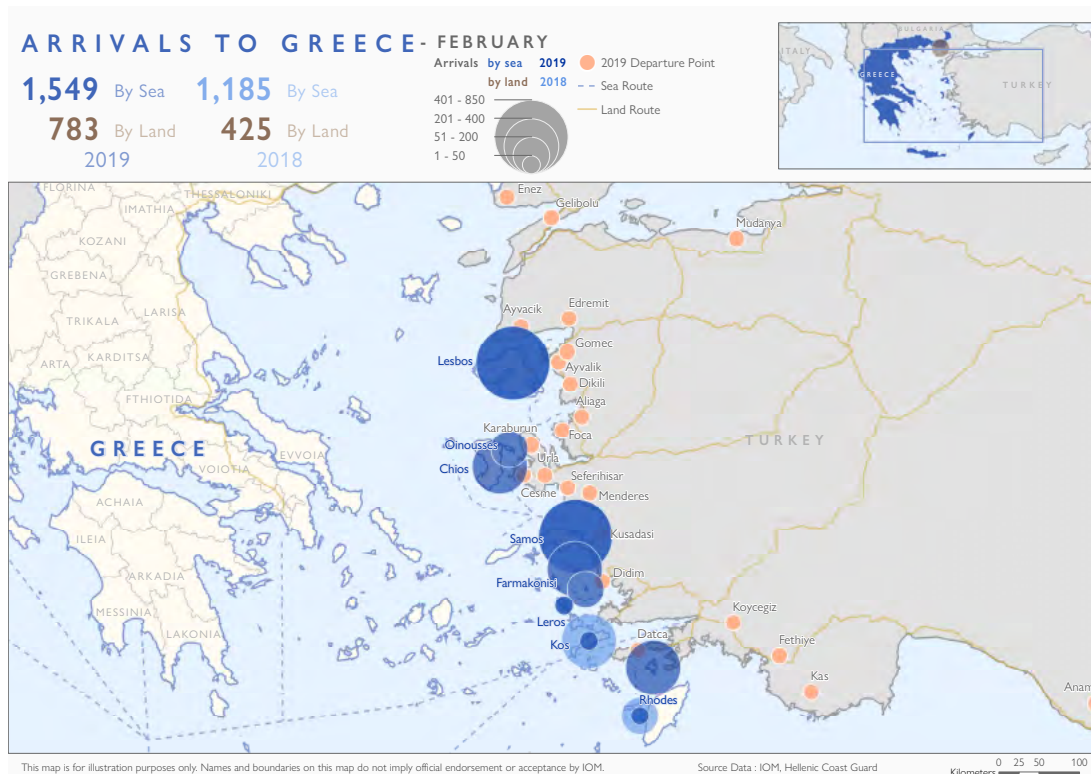
Figure 15 Nationality breakdown of tracked land arrivals. Source: DTM Flow Monitoring, January 2019



## Known entry points

According to the available data for February 2019, Lesbos, Samos and Agathonisi (in descending order) are the main entry points for migrants who arrived in Greece by sea. In the previous reporting period (1 – 31 January), Lesbos, Farmakonisi, Samos and Chios (in descending order) were the main entry points for migrants who arrived in Greece by sea. The majority of those who arrived in the country by land in 2018 came from the Edirne province in Turkey to the Evros region in Greece.

Map 3 Main entry points to Greece, February – 2018 and 2019



## Migrant presence

According to the latest available data from IOM Athens and national authorities there were an estimated 61,703<sup>10</sup> migrants and refugees in different accommodation facilities on the Greek mainland and islands in February 2019. This represents a 2 per cent increase compared to the 60,728 reported in January 2019 and a 25 per cent increase compared to 49,201 registered at the end of February 2018. An estimated 25 per cent of people registered as residing in official reception facilities in Greece at the end of February 2019 were registered in the facilities on the islands, while the remaining 75 per cent were registered in different types of accommodation facilities and shelters on the mainland.

Type of facilities	Number of accommodated migrants and refugees
Islands	15,422
Open Accommodation Facilities on the mainland	17,894
UNHCR Accommodation Scheme on the mainland	22,750
EKKA shelters for Unaccompanied Children (UAC)	3,795
Reception and Identification Centres on the mainland	237
Detention Centres on the mainland	1,605
<b>Total</b>	<b>61,703</b>

<sup>10</sup> Note that this figure does not include the number of self-settled migrants in Greece.

# SPAIN

## Developments during the reporting period

In February 2019, a total of 1,366 migrants and refugees arrived in Spain by sea and land, three times less than the previous month when 4,612 were registered, and slightly less than the 1,518 reported by the Spanish authorities in the same period 2018 and 3 per cent less than the 1,409 registered in February 2017.

The total number of arrivals between January and February 2019, however, reflect an increase when compared to previous years. 5,978 migrants and refugees were registered in 2019, almost two times more than both the 3,700 in 2018 and the 3,862 reported in the almost same period of 2017. An estimated 84 per cent (5,040) of migrants and refugees arrived in Spain using sea routes and the remaining 16 per cent arrived by land to the Spanish enclaves of Ceuta and Melilla (938).

Figure 16 Sea and land arrivals between January and February, comparison 2015 - 2019<sup>12</sup>

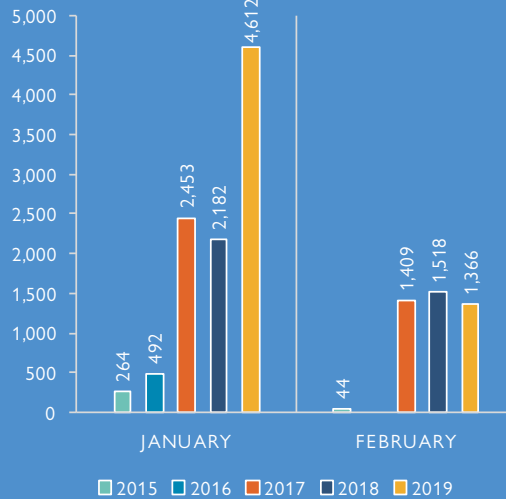
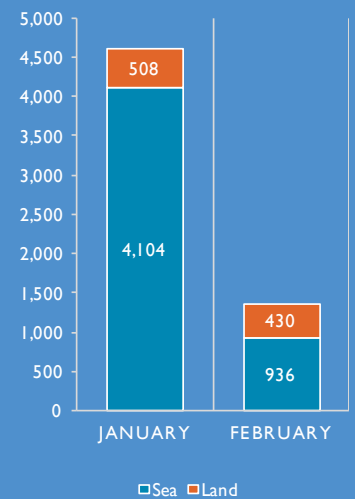


Figure 17 Proportion of land and sea arrivals registered in January and February 2019



<sup>11</sup>Figure 18 Nationality breakdown of arrivals to Spain, January and February 2019

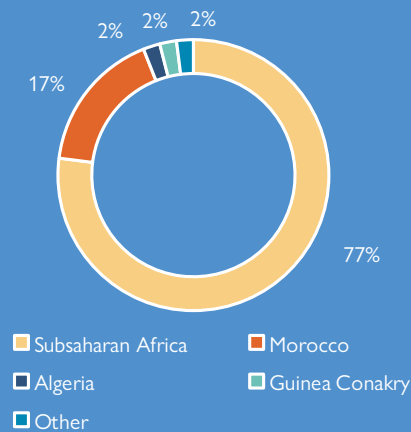


Figure 19 Nationality breakdown of registered sea arrivals to Spain in January and February 2018

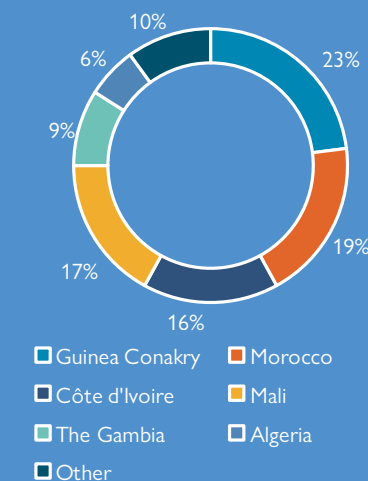
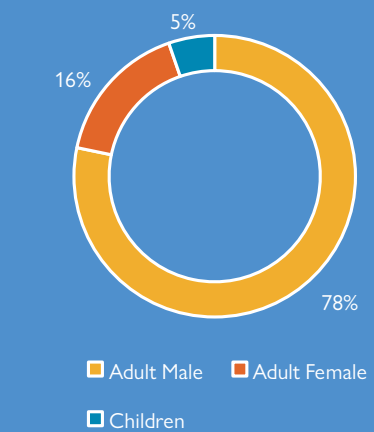


Figure 20 Age/Sex breakdown of sea arrivals in January and February 2019, estimates based on DTM flow monitoring data<sup>13</sup>



<sup>11</sup> Last available data.

<sup>12</sup> Monthly breakdown for 2015 and 2016 does not include land arrivals which became available only at the end of the year and were added to the yearly instead.

<sup>13</sup> Calculation is based on available information for a total of 2,878 sea arrivals (70% of the total of 4,104 sea arrivals registered in Spain in January 2019).

12 February – The Spanish Official State Gazette published the Agreement which adopts additional measures to strengthen operations capacities and ensure the permanent adaptation of the Coordination Authority for actions related to the irregular immigration in the area of the Strait of Gibraltar, the Alboran Sea and adjacent waters. The Coordination Authority under this agreement aims to improve and reinforce the coordination between the Search and Rescue Activities (SAR) of Morocco and Spain (read more [here](#)).

### Demographic profile

According to the information provided by the Spanish Ministry of Interior, Morocco (17%), Algeria (2%), Guinea Conakry (2%) and Côte d'Ivoire (<1%) were among the most commonly registered nationality groups among migrants and refugees who arrived in Spain in January and February 2019. Estimated 77 per cent of migrants and refugees are grouped as Sub-Saharan nationals. According to IOM estimates, these include migrants mainly from Western and Central Africa. Similar nationalities are also reported by migrants and refugees who arrived in the same period in 2017 and 2018. Last year, almost a quarter (23%) of all arrivals were registered as Guinean nationals, followed by those from Morocco (19%), Mali (17%), Côte d'Ivoire (16%) and the Gambia (9%). In 2017, Moroccan (21%) and Algerian (20%) nationals were the two main origin countries reported by migrants and refugees who arrived in the country in the first two months, followed by those from Guinea Conakry (15%), the Gambia (11%) and Syrian Arab Republic (9%).

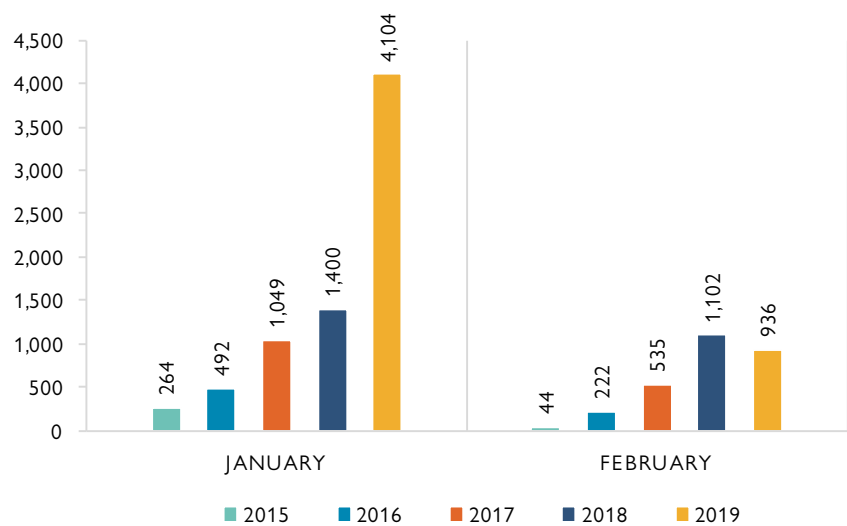
### Main entry points

Estimated 67 per cent of arrivals recorded in February 2019 were via sea. Since the beginning of the year there were 148 disembarkations that mainly took place in the Peninsular Southern coast of Spain. According to IOM estimates, main points of entry were the port of Malaga, Almeria and Algeciras. Other minor disembarkations were carried out at the port of Ceuta, the Canary Islands and the region of Murcia.

### Sea arrivals

During this reporting period, a total of 936 migrants and refugees arrived in Spain by sea, including both, the Western Mediterranean and the Western African Route. This is 15 per cent less than the 1,102 recorded in February 2018, and almost two times more than the 535 recorded in February 2017. Despite the decrease in sea arrivals in February, total number of migrants and refugees who arrived by sea to Spain in 2019 is still the highest reported in the first two months of the year since 2015. The 5,040 sea arrivals in 2019 so far represent a 101 per cent increase when compared to 2,502 reported in the same period 2018.

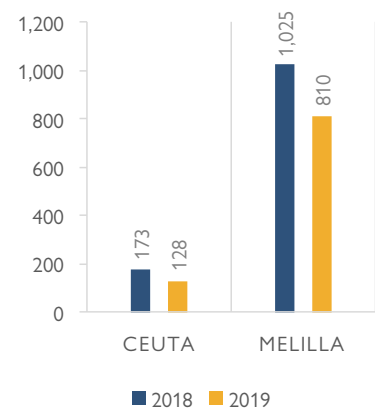
Figure 21 Sea arrivals to Spain, comparison 2015 – 2019



### Land arrivals to Ceuta and Melilla

In February 2019, a total of 430 individuals were recorded entering through the two Spanish autonomous regions located in Northern Africa. Of the total, 58 border crossings were registered in Ceuta (13%) and the rest 372 (87%) in Melilla. Land arrivals this month, are 15 per cent lower than the 508 reported in January 2019 and slightly (3%) higher than the 416 reported in February 2018. However, the total of the land arrivals in this year mark a decrease of 22 per cent when compared to the same period last year.

Figure 22 Land arrivals to Ceuta and Melilla, January and February 2018 - 2019<sup>14</sup>



14 Source: DTM Flow Monitoring Registry.

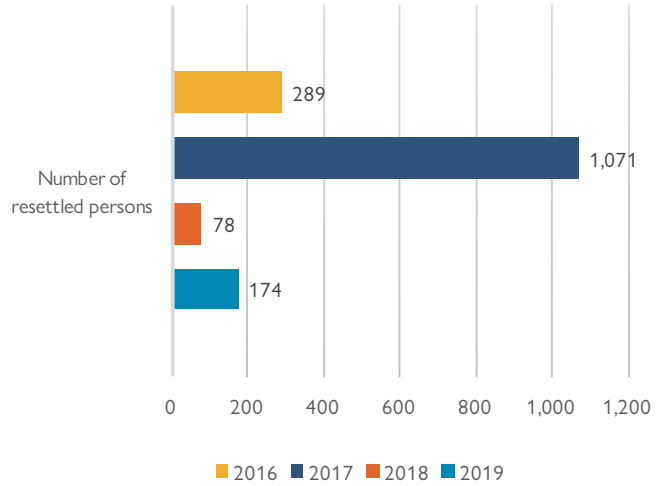
## Resettlement

IOM Spain manages a resettlement program, financed by the Spanish Ministry of Labour, Migration and Social Security. The current program, which initiated in October 2018 and will end in June 2019, is the second program that the Spanish government is implementing with IOM's support.

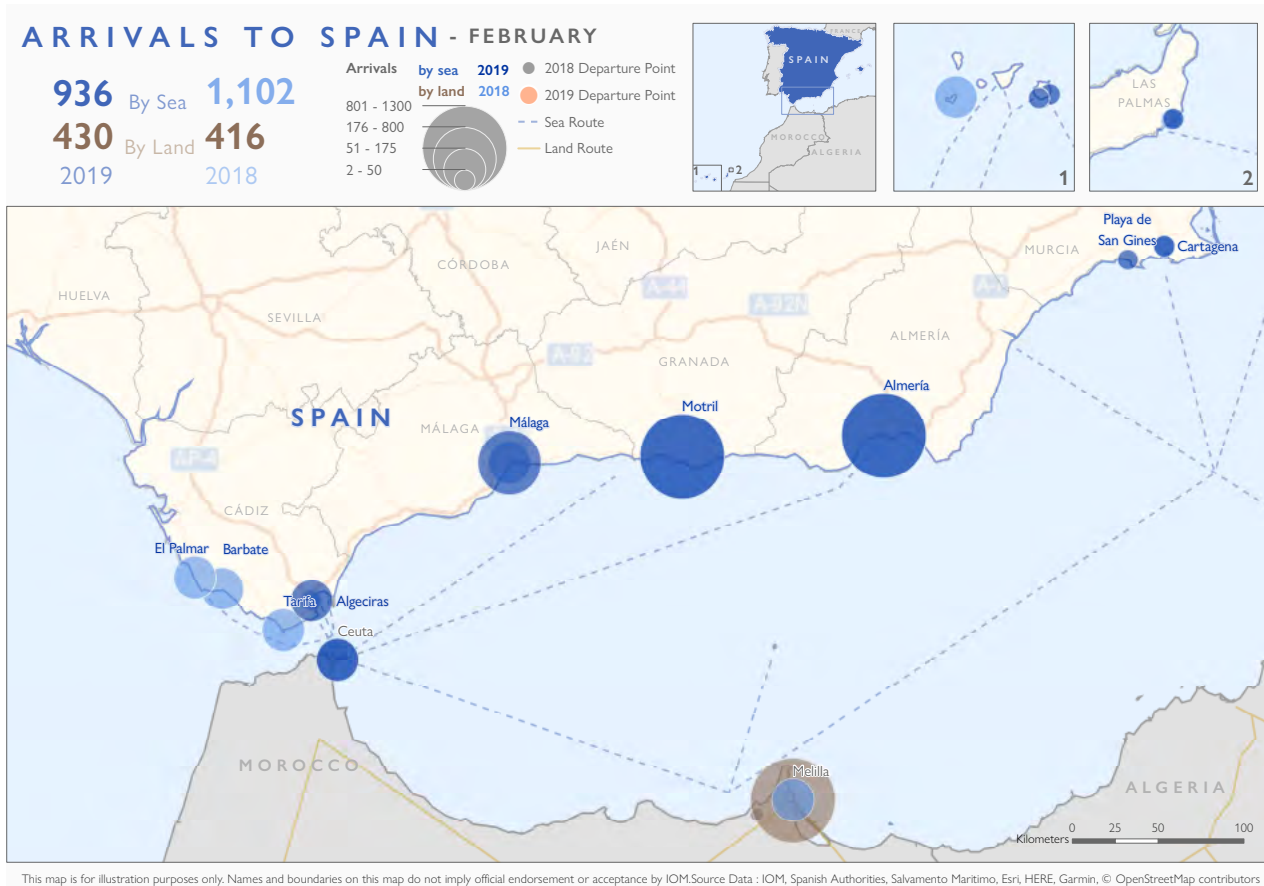
During the first two months of 2019, IOM country offices in Jordan, Turkey and Spain worked on the preparation of the pre-departure orientation sessions and coordinated the movement to Spain of 350 refugees, temporarily residing in Jordan and Turkey.

From the beginning of the first program until the end of February 2019, IOM assisted the resettlement to Spain of 1,788 Syrian refugees.

Figure 23 Resettlement to Spain - 2016 - 2019



Map 4 Main arrival points to Spain in February, comparison 2018 - 2019



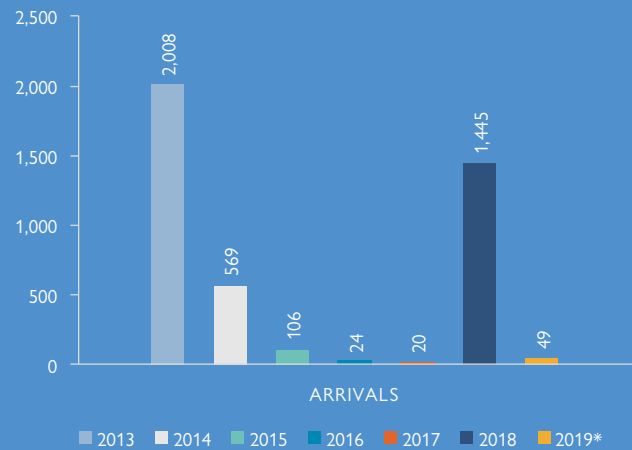
# MALTA

## Developments during the reporting period

As per IOM estimates, a total of 49 migrants disembarked in Malta between January and February 2019. All of the arrivals were reported in January as a result of two rescue operations conducted in December 2018. Rescued migrants spent more than two weeks at the Mediterranean Sea, on board of the Sea-Watch 3 ship until, on 9 January 2019, Maltese military ships started a transfer of migrants from the rescue ship to Malta.

IOM Malta interviewed some of the 49 migrants who arrived in Malta in January 2019, as part of the vulnerability assessment conducted in preparation for the migrants' relocation to other EU Member States, based on bilateral arrangements with Malta. Among the migrants interviewed, IOM Malta encountered a number of migrants in situations of vulnerability, such as claimed unaccompanied minors, single mothers with small children, migrants who had been subject to torture, possible victims of trafficking, and migrants with symptoms of post-traumatic stress disorder.

Figure 24 Arrivals in Malta, 2003 – 2019\*. Source: The Government of Malta - The National Statistics Office and IOM.

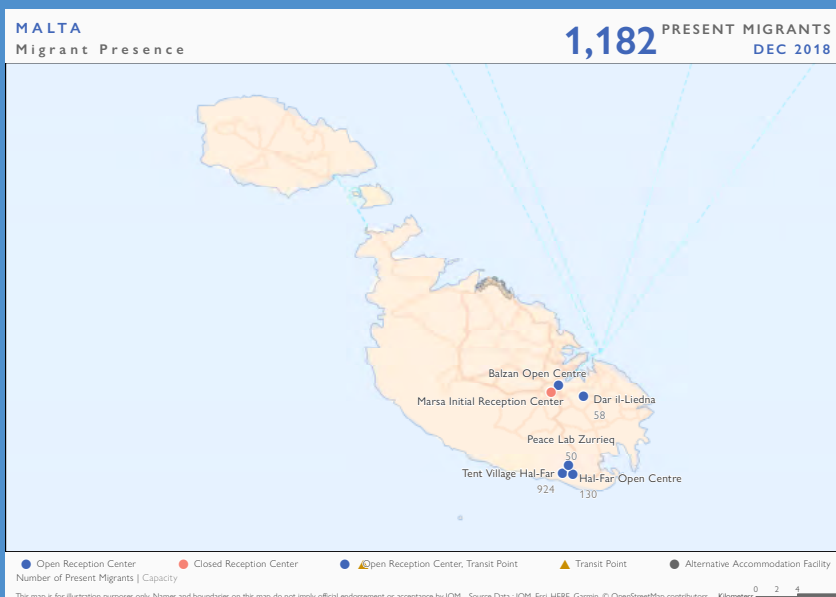


\* Monthly breakdown for previous years was not available.

## Migrant presence

According to the report published by the Asylum Information Database (AIDA) there are six reception centres active in Malta as part of the reception system supervised by the Agency for the Welfare of Asylum Seekers (AWAS). In October 2015, following a termination of a contract with an NGO that had been previously running the Marsa Open Centre, one of the largest reception centers, the daily management of the centre reverted to AWAS. This centre now includes the Initial Reception Centre (IRC) which was set up in 2015 in order to process medical clearance, age and vulnerability assessment and registration and now, since the policy change in June 2018, functions as a closed centre before a transfer to an open centre or relocation.

Map 5 Accommodation facilities with information on capacity and overall occupancy in Malta, December 2018\*



\*Last available data.

The total capacity is approximately 1,500 places and some 1,182 migrants and asylum seekers were accommodated in the open reception facilities at the end of December 2018 – a 30 per cent increase compared to 913 reported at the end of 2017. Two out of 6 reception facilities are run by an NGO under the overall administrative management of the AWAS. NGO Malta Emigrants Commission provides a certain number of private housing units (capacity 310) mainly to identified vulnerable groups. The total capacity is approximately 1,500 places and some 1,182 migrants and asylum seekers were accommodated in the open reception facilities at the end of December 2018 – a 30 per cent increase compared to 913 reported at the end of 2017. Two out of 6 reception facilities are run by an NGO under the overall administrative management of the AWAS. NGO Malta Emigrants Commission provides a certain number of private housing units (capacity 310) mainly to identified vulnerable groups.



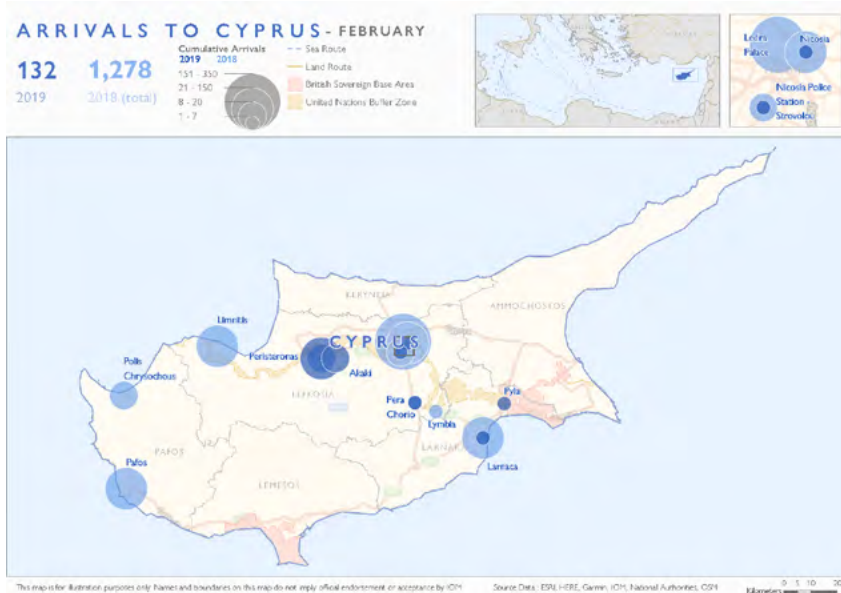
# CYPRUS

## Developments during the reporting period

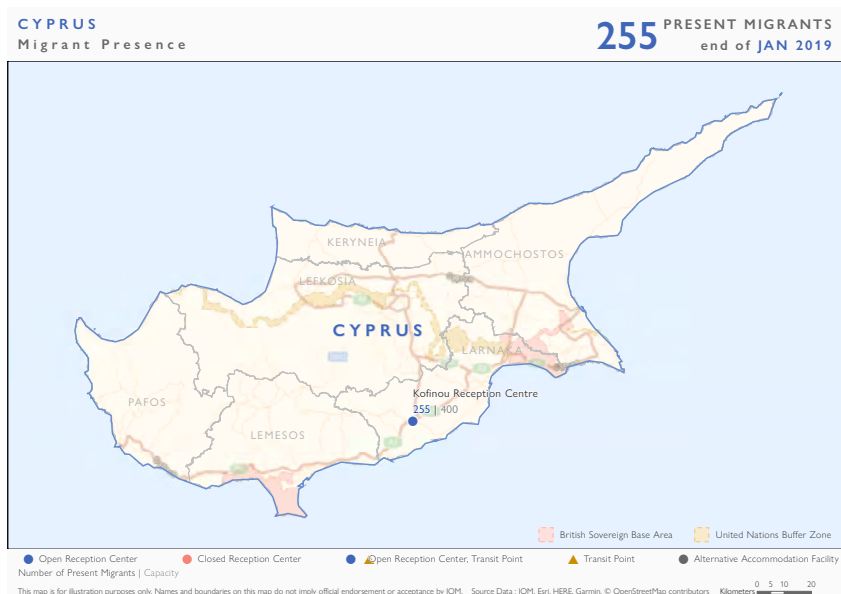
A total of 132 migrants and refugees have arrived in Cyprus as of February 2019. This is four times more than the 37 reported between January and February 2018. All of the 42 individuals that arrived in February this year were of Syrian origin and declared Turkey as their last transit country before arriving to Cyprus. Most of migrants and refugees were adult male (40), 1 adult female and 1 child.

Arrivals in February 2019 are 13 per cent higher than the 37 reported in the same period 2018 and 42 lower than the 96 registered in February 2018. There were no arrivals reported in January 2018 and 2017.

Map 6 Comparison of apprehension areas in 2018 (cumulative data) and February 2019\*



Map 5 Accommodation facilities with information on occupancy and capacity, January 2019\*\*



\*Source: [DTM flow monitoring data](#).

\*\*Last available data.

Figure 25 Arrivals in Cyprus in January and February, comparison 2017 - 2019

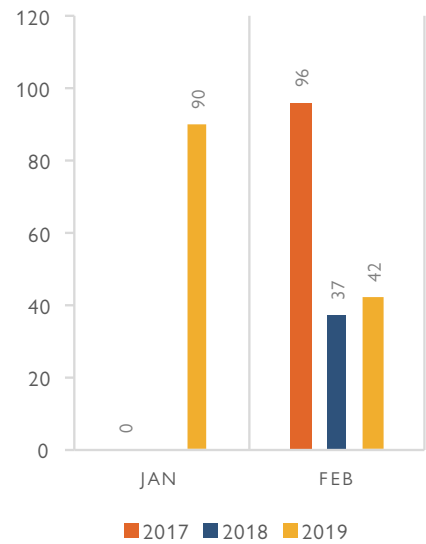
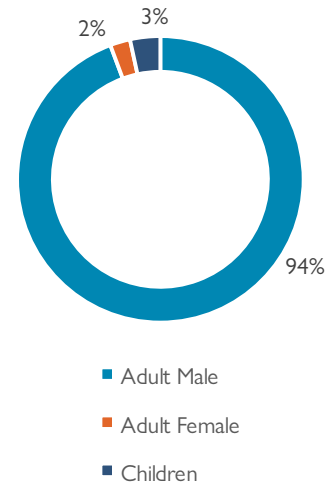


Figure 26 Gender/Sex breakdown of arrivals to Cyprus in February 2019



## Migrant presence

At the end of January 2019\*\*, 255 migrants and asylum seekers were accommodated in the Kofinou Reception Facility in Cyprus, which represents a 4 per cent increase compared to the 246 reported at the end of the previous reporting period (December 2018), and 19 per cent decrease compared to the 314 registered at the end of January 2018.

# BULGARIA

## Developments during the reporting period

In February 2019, Bulgarian authorities apprehended 81 irregular migrants. 5 per cent of all irregular migrants were apprehended on entry from Turkey, and 83 per cent of all apprehended migrants were intercepted irregularly residing inside the country. The remaining 12 per cent on exit towards Serbia. In addition to that, a total of 8 irregular migrants were registered on entry from Greece<sup>15</sup>.

By the end of February 2019, authorities registered a total of 141 irregular migrants. Registered apprehensions between January and February 2019 have decreased by 9 per cent compared to the same period in 2018 (141 vs 154 respectively), and have increased by 43 per cent when compared to the 98 apprehended between January and February 2017.

According to available data on nationalities apprehended on entry to the country between January and February of 2019 and 2018, an increase is observed in the presence of Afghan (3% in 2018 vs. 35% in 2019) and Iranian (1% in 2018 vs. 19% in 2019) nationals. In contrast to that the presence of Syrian nationals decreased by 43 percentage points (52% in 2018 to 9% in 2019) and Pakistani (17% in 2018 vs. 7% in 2019) nationals.

Figure 27 Number of irregular migrants apprehended in Bulgaria Between January and February, comparison 2016 – 2019

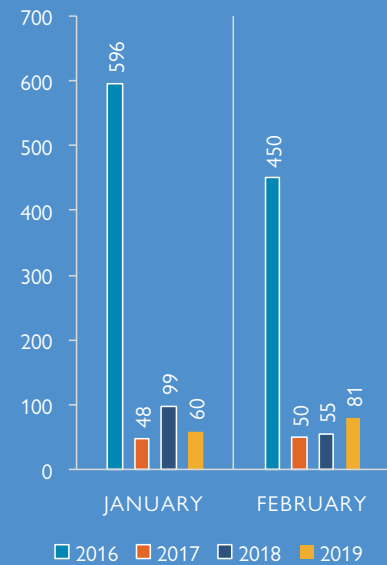
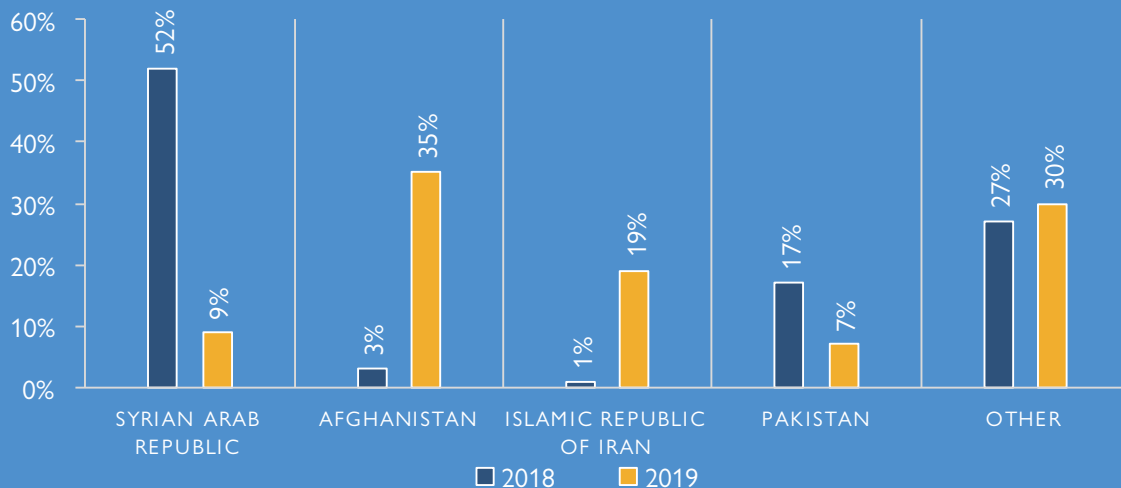


Figure 28 Top three nationalities (%) apprehended on entry in January and February 2018 and 2019



15 This figure is not added to the total of arrivals to avoid potential double counting considering that these migrants might have been already counted as arrivals in Greece.



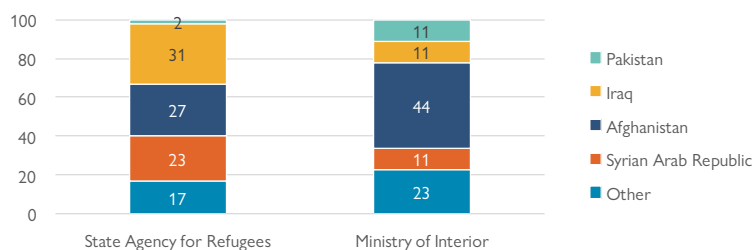
### Migrant presence

Estimated 532 migrants and asylum seekers were accommodated in different reception facilities in Bulgaria as of 28 February, occupying only 9 per cent of the overall capacity (5,940). This represents a 7 per cent decrease compared to the 571 reported at the end of the previous reporting period (January 2019), and 50 per cent less than the 1,059 reported at the end of February 2018. Majority of accommodated migrants and asylum seekers are from Afghanistan and Iraq.

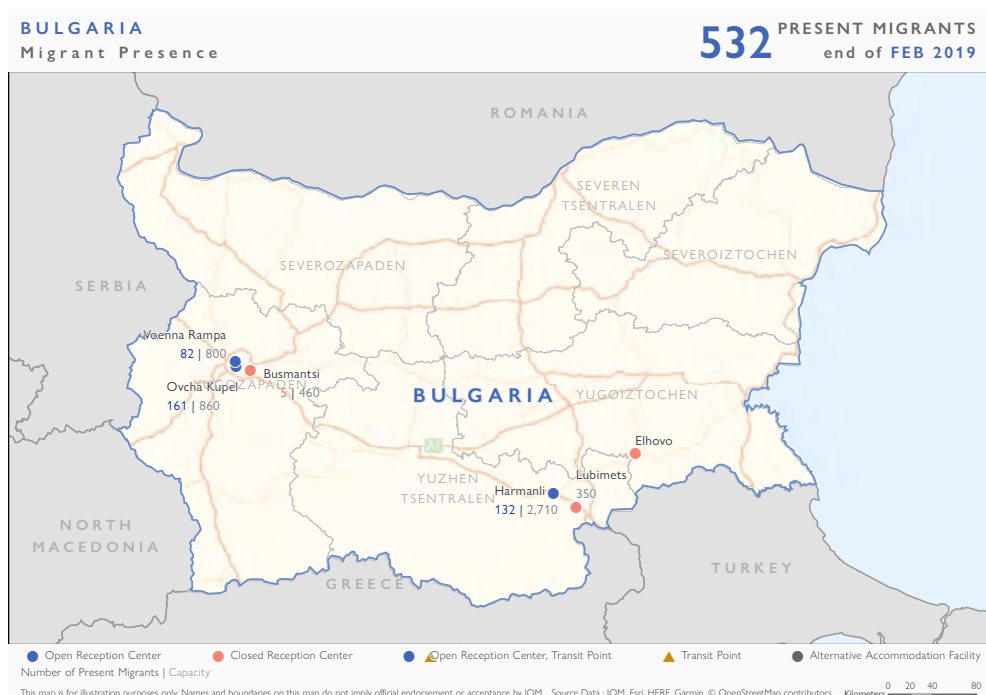
Table 2 Reception facilities in Bulgaria with information on occupancy and capacity as of the end of February 2019

Accommodation facility	Capacity	Currently Accommodated
<b>Facilities run by the State Agency for Refugees</b>		
Open Reception Centre in Banya	70	-
Open Reception Centre in Pastrogor	320	-
Open Reception Centre in Sofia – Ovcha Kupel	860	161
Open Reception Centre in Sofia - Vrazhdebna	370	-
Open Reception Centre in Sofia – Voenna Rampa	800	82
Closed Reception Centre in Harmanli	2,710	132
Closed Reception Centre in Sofia - Busmantsi	60	5
<b>Facilities run by the Ministry of Interior</b>		
Closed Reception Centre in Lyubimets	350	-
Closed Reception Centre in Busmantsi	400	152
Closed Reception Centre in Elhovo (temporarily closed due to renovation)	N/A	-
<b>Total</b>	<b>5,940</b>	<b>532</b>

Figure 29 Nationality breakdown (%) of migrants and asylum seekers accommodated in the premises run by the State Agency for Refugees and the Ministry of Interior (SAR)



Map 7 Accommodation facilities with information on occupancy and capacity, February 2019



## TRANSIT COUNTRIES

### CROATIA

#### Developments during the reporting period

Based on available data from the Croatian Ministry of Interior, a total of 731 irregular migrants were apprehended in January 2019<sup>16</sup>, two times increase compared to the 385 apprehended in the same period last year, and three times more than the 225 reported in January 2017.

Afghanistan is the most common origin country reported by 32 per cent of all registered migrants, followed by the Syrian Arab Republic (10%), Turkey (10%), the Islamic Republic of Iran (9%) and Pakistan (8%). The remaining 31 per cent of intercepted migrants were registered as nationals of more than 34 different nationality groups. Apart from increased presence of migrants from the region (Kosovo UNSCR 1244 and Albania), the same nationalities were found among migrants registered in January 2018.

Based on available data, one third of migrants apprehended in January 2019 were detected in the Vukovarsko-Srijemska county in the eastern part of the country, mainly on entry from neighboring Serbia. 22 per cent of individuals were registered in Primorsko-Goranska county on the way to Slovenian border. This breakdown resembles the situation observed past month when almost a third of migrants were registered in Vukovarsko-Srijemska county and a quarter in Primorsko-Goranska county<sup>17</sup>.

Figure 30 Number apprehended migrants in January\*, comparison 2016-2019

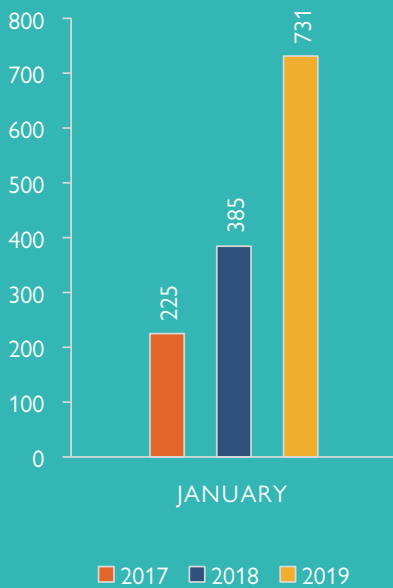


Figure 31 Nationality breakdown of irregular migrants apprehended in January 2019\*

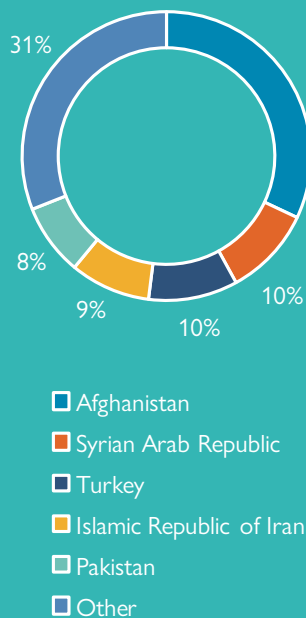
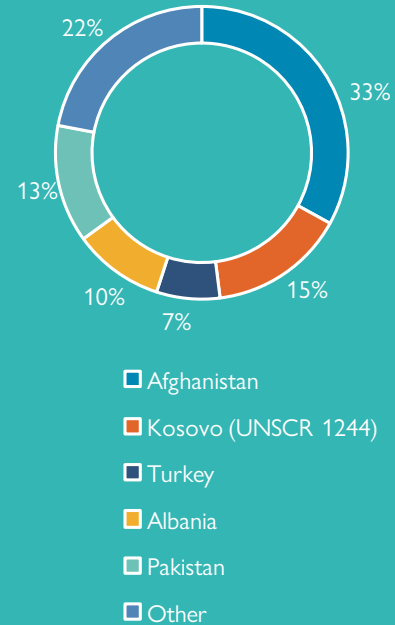


Figure 32 Nationality breakdown of irregular migrants apprehended in January 2018



\*Last available data.

16 Data for February was not available at the time when this report was released.

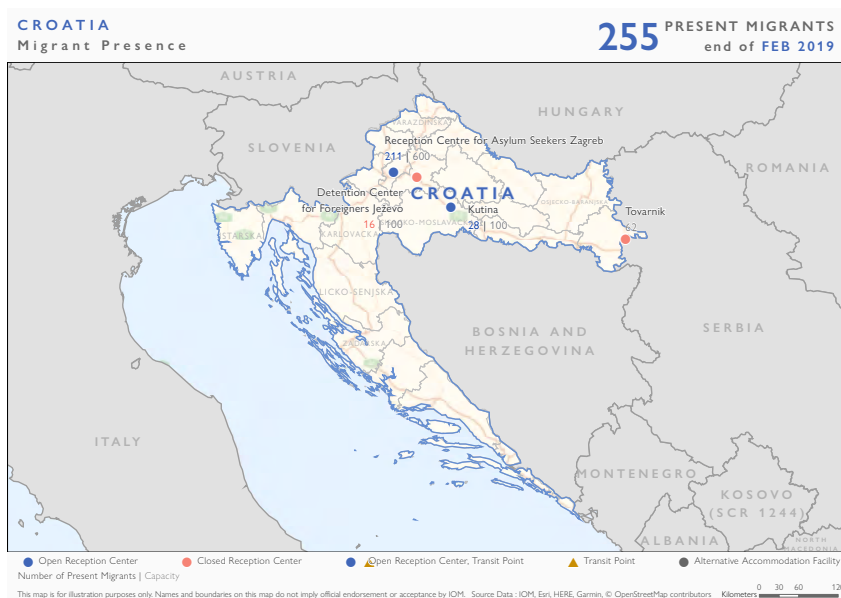
17 For the overall geographical overview of apprehensions in 2018, check [Mixed Migration Flows in the Mediterranean – December 2018](#) (page 27).

Map 8 Apprehensions in Croatia, by county, January 2019\*



\*Last available data.

Map 9 Accommodation facilities in Croatia with information on occupancy and capacity as of February 2019



**Migrant presence**

By the end of February 2019, 255 asylum seekers were accommodated in open reception centres in Kutina and Zagreb, and the closed reception centre in Ježevo, a 17 per cent decrease compared to 310 reported at the end of January 2019. Most accommodated asylum seekers were of Syrian, Algerian, Iraqi and Iranian, Tunisian and Ukrainian origin. Majority of accommodated persons are adult male (59%), 18 per cent are adult female and 17 per cent were children.<sup>18</sup>

Table 3 Reception facilities in Croatia with information on occupancy and capacity as of the end of February 2019

Accommodation facility	Capacity	Number of accommodated migrants and asylum seekers	Top origin countries
Open Reception Centre for Asylum Seekers in Zagreb	300 (600)	211	the Syrian Arab Republic, Islamic Republic of Iran, Iraq
Open Reception Centre for Asylum Seekers in Kutina	100	28	the Syrian Arab Republic, Iraq and Ukraine
Closed Reception Centre for Foreigners (Ježevo)	90	16	Algeria, the Syrian Arab Republic, Tunisia and Iraq
<b>Total</b>	<b>800(820)</b>	<b>255</b>	

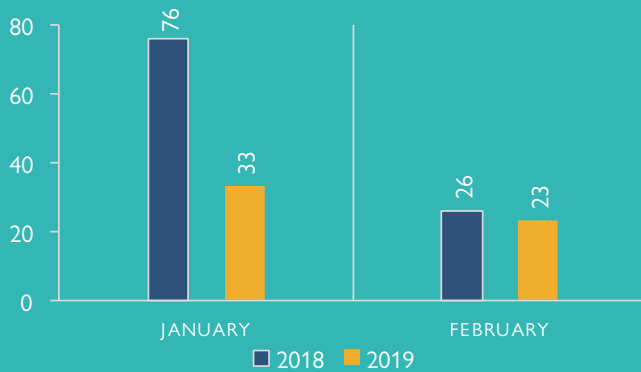
18 Demographic data does not include data from the Closed Reception Centre for Foreigners (Ježevo)

# ROMANIA

## Developments during the reporting period

In February 2019, Romanian authorities apprehended a total of 23 migrants and asylum seekers on entry and exit from the country, 30 per cent less than the previous month when 33 migrants were apprehended, and slightly less than February 2018 when 26 were apprehended. Between January and February 2019, there were 56 migrants and asylum seekers apprehended, 55 per cent of which (31) were apprehended on exit from the country, mainly towards Hungary (Arad, Timis and Satu-Mare county) and the remaining 45 per cent of individuals were intercepted entering from Bulgaria (Giurgiu county). Arrivals so far this year (56) have decreased by 45 per cent when compared to the same period last year when 102 individuals were apprehended on exit and entry to the country.

Figure 33 Registered irregular migrants in Romania Between January and February 2018 - 2019



Out of migrants registered between January and February 2019, 20 were from Iraq, 17 from Syrian Arab Republic, 8 from Bangladesh (arrived from Ukraine), 5 from Turkey, 4 from Albania and 2 from the Islamic Republic of Iran. 77 per cent were adult males (43), 14 per cent adult females (8) and 9 per cent children (5).

Map 10 Accommodation facilities with information on occupancy and capacity, February 2019

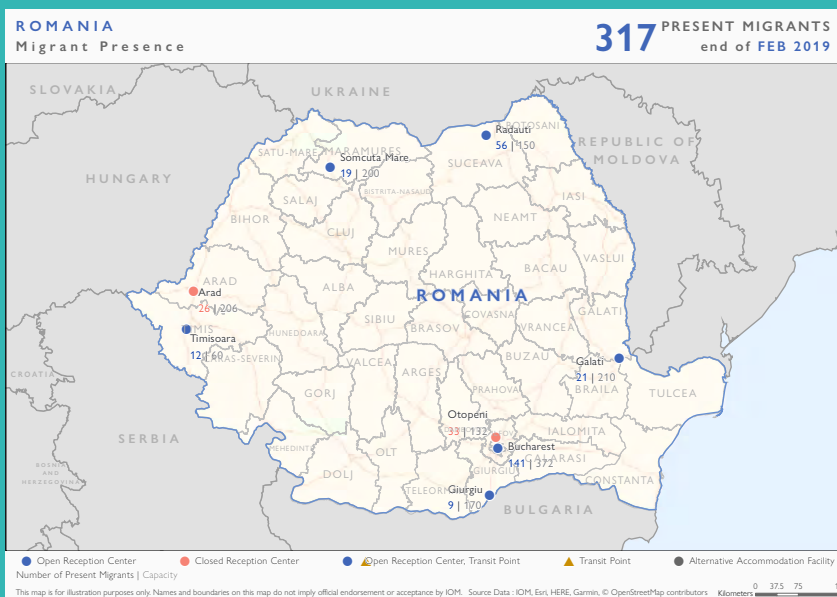


Figure 34 Nationality breakdown (%) of migrants apprehended between January and February 2019

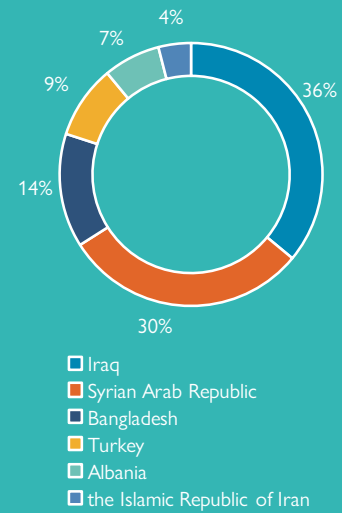
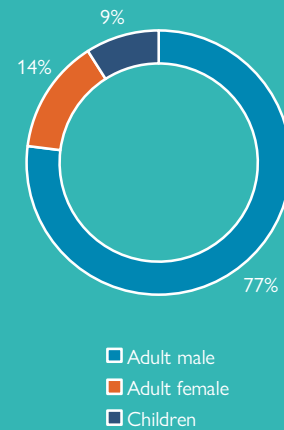


Figure 35 Age/sex breakdown of apprehended migrants Between January and February 2019



### Migrant presence

At the end of February, there were 317 migrants and asylum seekers registered as residing in state-run accommodation facilities. This represents a 4 per cent decrease compared to the 331 reported at the end of January 2019. About half were in the asylum centres located in Bucharest (141), followed by Radauti (56) and Otopeni (33).

# SERBIA

## Developments during the reporting period

In February 2019 a total of 582 new migrants and refugees were registered in the Reception Centres in Serbia<sup>19</sup>, 42 per cent more than the previous month and two times more than the same period last year when 410 migrants were registered.

Since the beginning of 2019, estimated total of 992 migrants and refugees were registered arriving in Serbia, almost double the 501 registered in the same period last year and 13 per cent more than the 879 registered in January and February 2017.

According to DTM flow monitoring data, estimated 65 per cent of migrants registered during this reporting period arrived in Serbia from the Republic of North Macedonia, an increase of 39 percentage points registered during this reporting period from 26 per cent reported in January 2019. 21 per cent of migrants arrived from the former Bulgaria versus 58 per cent in January 2019, and 14 per cent arrived from other destinations.

Between January and February 2019, most arrivals were from Afghanistan (40%) and Pakistan (27%), followed by Islamic Republic of Iran (7%), the Syrian Arab Republic (7%), Iraq (5%) and other countries. Arrivals in February 2019 reflect a decrease in the number of adult men compared to the previous month (78% versus 90%), a decrease in the number of women (2% versus 6%) and an increase in the number of children, including Unaccompanied and Separated Children – UASC, (20% versus 3% respectively).

Figure 36 Arrivals Between January and February, comparison 2017 - 2019

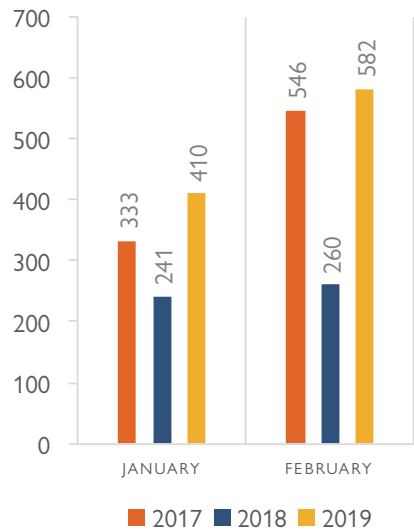


Figure 37 Last reported transit country by migrants registered in Serbia in February 2019

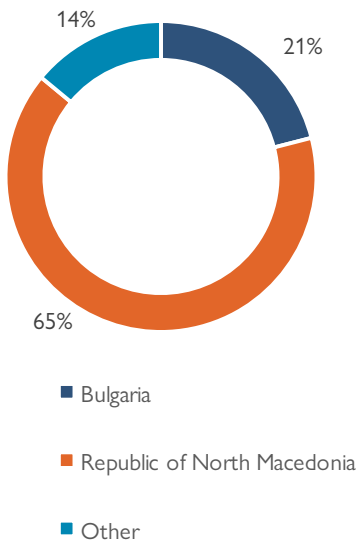


Figure 38 Nationality breakdown of registered arrivals Between January and February 2019

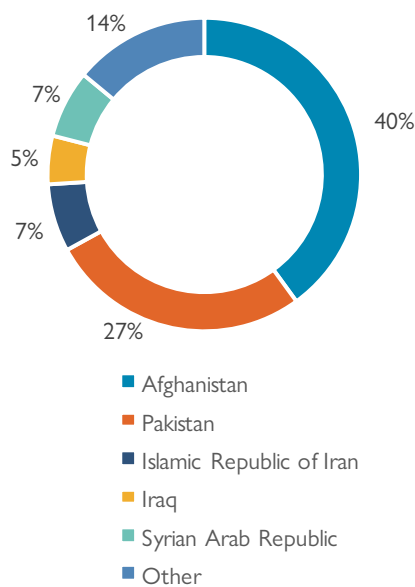
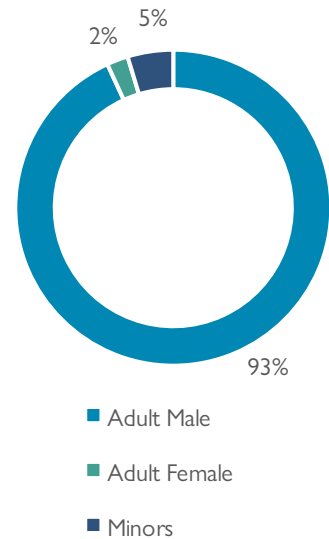


Figure 39 Age/Sex breakdown of registered arrivals Between January and February 2019, DTM estimates

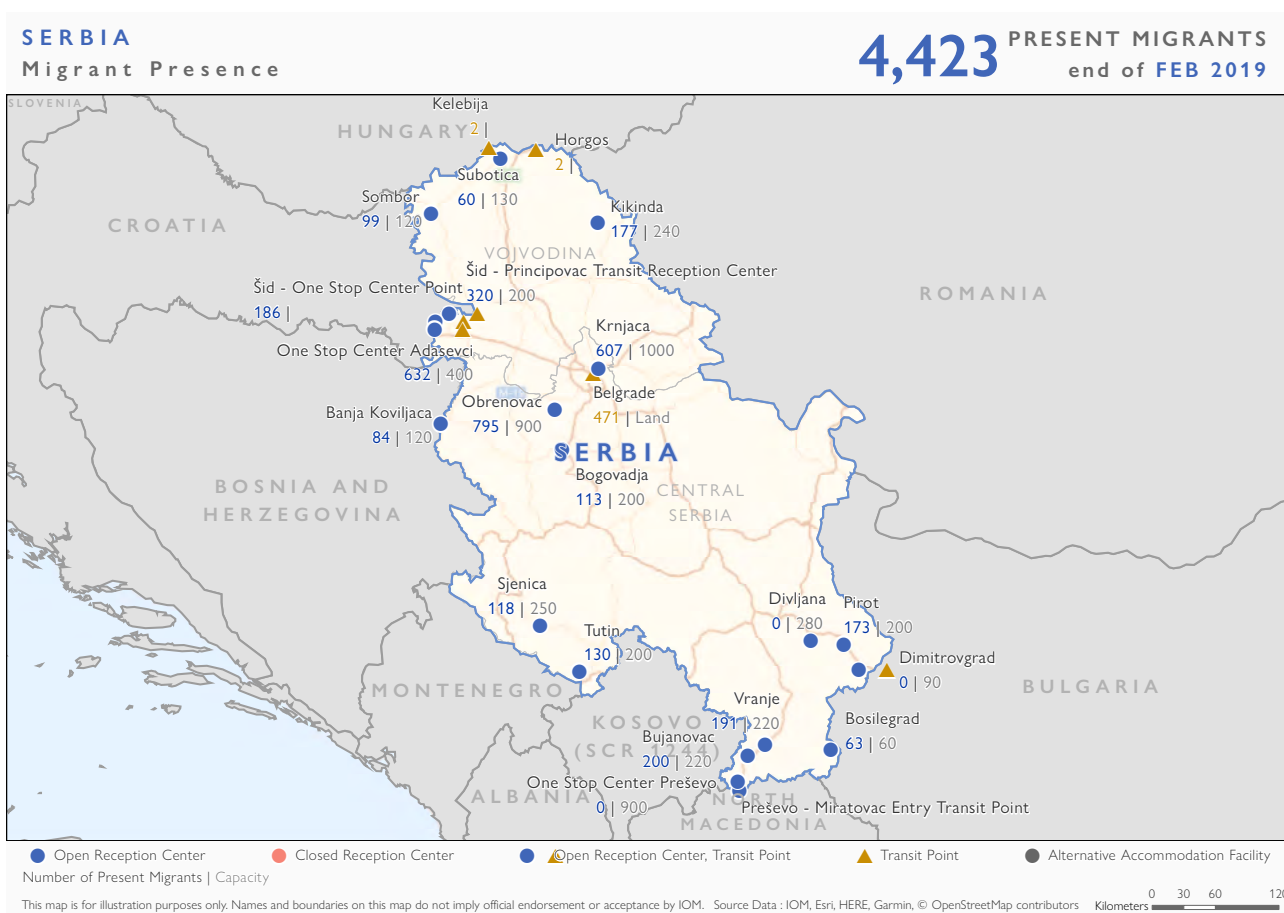


<sup>19</sup> Data on newly registered migrants in the reception centres in Serbia is used as a proxy estimation of the overall arrivals in the country.

### Migrants presence

As of 28 February, there are estimated 4,423 migrants and refugees residing in Serbia, according to the Serbian Commissariat for Refugees and Migration (SCRM). The total number of accommodated migrants in government facilities and border crossing zones decreased from 4,505 registered in the beginning of January to the 4,423 reported at the end of the month. In addition to that, 471 migrants and refugees were observed residing outside the official reception system, mainly in the Belgrade City (198) and in unofficial camping sites in the vicinity of the border with Croatia, Hungary and Bosnia and Herzegovina (273). Available information indicates that the majority of migrants accommodated in the reception centres are of Afghan origin (42%) followed by those who declared Iranian (27%), Pakistani (15%), Iraqi (6%), Bangladeshi (3%) and Syrian (3%) origin, among others. Adult males make up the majority of those accommodated in reception (64%), followed by children (25% - including 11% UASC), and females (11%).

Map 11 Accommodation facilities in Serbia with information on capacity and occupancy, February 2019

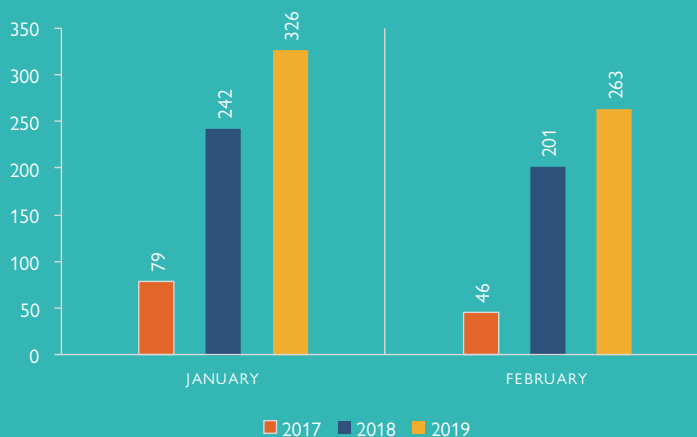


# SLOVENIA

## Developments during the reporting period

In February 2019, authorities in Slovenia apprehended 263 irregular migrants, 19 per cent less than the 263 reported previous month and 31 per cent more than the 201 reported in February 2018. In the first two months of 2019, there were 589 newly registered migrants and refugees in Serbia. This is 32 per cent more than the 443 reported in the same period 2019 and five times more than the 125 reported in January and February 2017.

Figure 40 Irregular entries to Slovenia in January and February, comparison 2017 - 2019



Between January and February 2019, Algeria and Morocco were the most commonly reported countries, with 42 per cent of individuals registered (29% and 13% respectively). Pakistan (8%), Afghanistan (8%) and the Syrian Arab

Republic (5%) were the remaining origin countries reported in the top 5 nationality groups registered. Other countries of origin included such as the Islamic Republic of Iran, Pakistan, Tunisia and Iraq. Algerian nationals also made up the majority of

those reported in the same period of 2018 (28%), followed by Pakistan (21%), Morocco (10%), Syrian Arab Republic (8%) and countries in the region (18%).

7 February – The Slovenian press agency STA published an article on the employability and integration of beneficiaries of international protection in the education system in Slovenia. The article analyses data published by the Government Office for the Integration and Support of Migrants, according to which there are currently 646 beneficiaries of international protection in Slovenia. They are housed in integration houses or in private accommodation, while 99 of them are living abroad. The majority of the beneficiaries are of Syrian, Eritrean<sup>20</sup> and Iranian nationality, followed by nationals from countries in the region. A total of 109 refugees are enrolled in schools, while around 100 refugees have already found a job.

14 February – According to the official statement by the Slovenian Ministry of the Interior, the government has confirmed the decision to receive five migrants who have been taken in by Malta and who are seeking asylum in the EU after being rescued from the Mediterranean Sea in early January.

20 February – The Ljubljana police directorate have apprehended four Afghani citizens, aged between 24 and 32, all asylum seekers in Slovenia, for having organized smuggling of migrants. According to the police directorate, which has gathered the information for the past three years, the Afghani nationals have committed at least 19 criminal offenses by smuggling at least 73 migrants from Afghanistan, Pakistan, Iraq and the Islamic Republic of Iran.

15 February – According to Slovenian national news station RTV SLO, Deputy Human Rights Ombudsman Ivan Šelih informed the press that certain data suggested there was some validity to accusations about migrant push-backs by the Slovenian police, but added that the Ombudsman could neither corroborate nor refute the claims. The Slovenian police stated that they respected migrants' rights, while reiterating that migrants were abusing the asylum system.

22 February – According to the local newspaper Primorske Novice, the municipality of Ilirska Bistrica will hold a referendum on the set up of a new reception/registration center for migrants that the government is planning to set up in the municipality near the border crossing of Jelšane with Croatia.

<sup>20</sup> The information on nationality breakdown provided in this report is based on the nationality reported by the Slovenian Ministry of Interior.

Figure 41 Nationality breakdown of registered irregular migrants Between January and February 2019

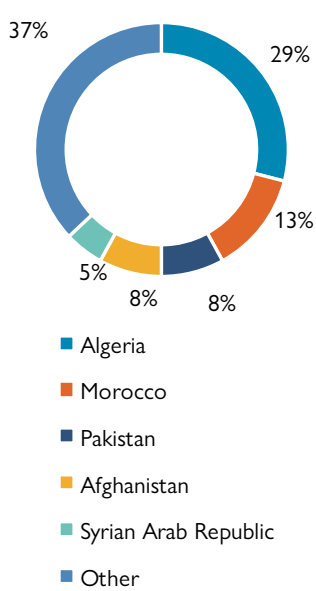
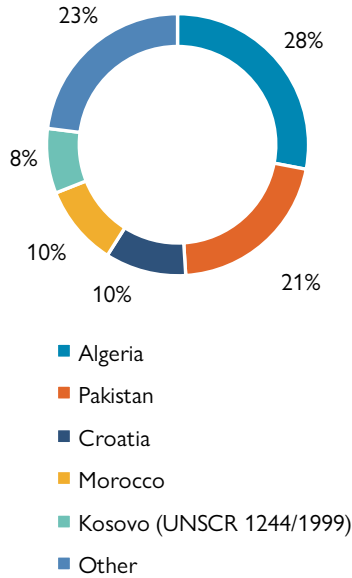


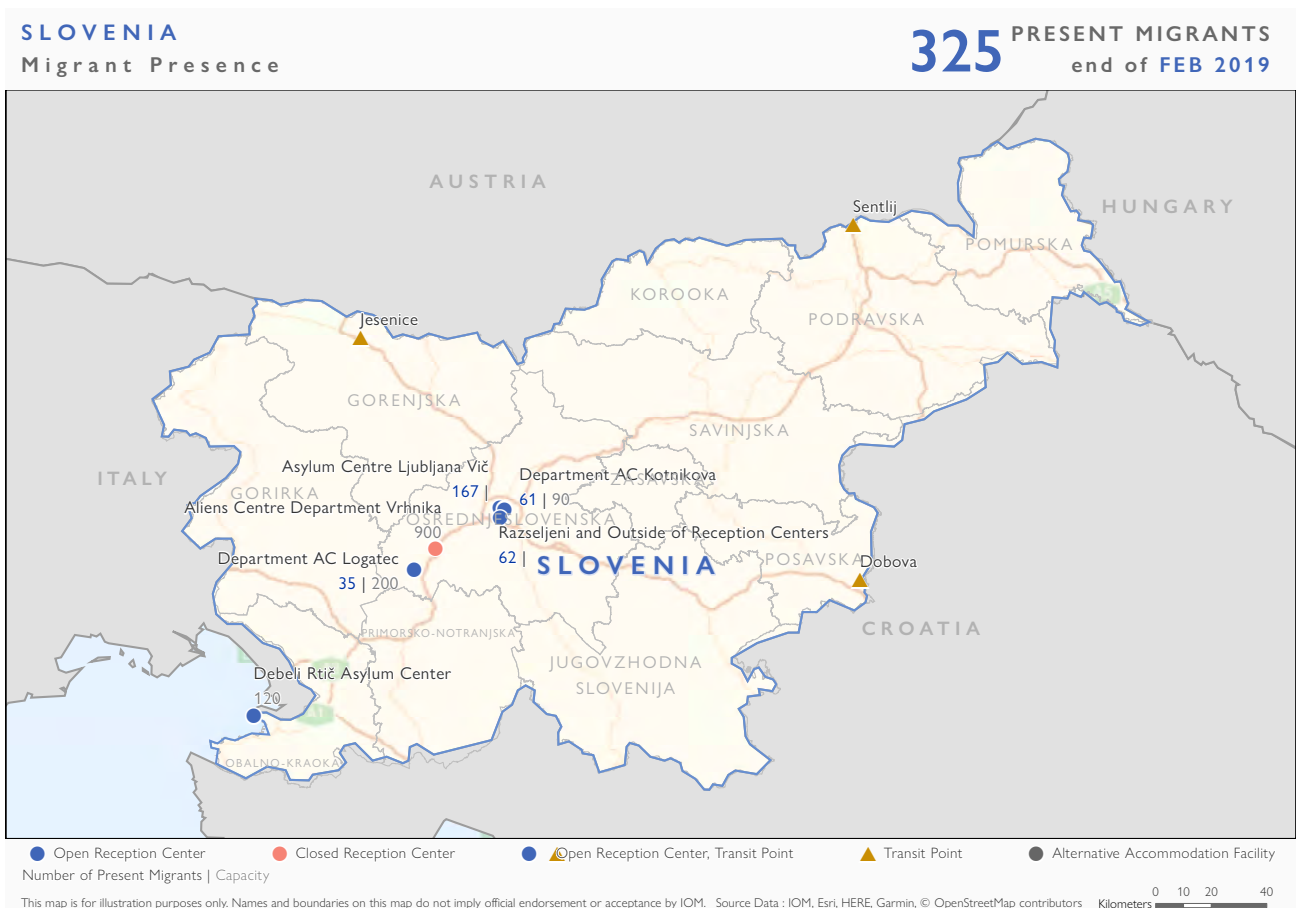
Figure 42 Nationality breakdown of registered irregular migrants between January and February 2018



### Migrant presence

At the end of February 2019, there were 325 migrants and asylum seekers accommodated in different facilities around the country, a slight increase compares to the 321 accommodated in the previous month. The number is 13 per cent more than the 288 reported at the end of February 2018, and 37 per cent more than the 237 reported at the end of February 2017.

Map 12 Accommodation facilities in Slovenia with information on occupancy and capacity, February 2019





# THE REPUBLIC OF NORTH MACEDONIA

## Developments during the reporting period

In February 2019, authorities registered a total of 115 migrants and asylum seekers, a 30 per cent increase when compared to the previous month when 90 arrivals were reported, and 14 per cent lower than the same period in 2018 when 133 arrivals were reported. Between January and February 2019, 205 migrants have been

registered arriving in the country, almost the same number as the same period last year when 204 migrants were registered, and four times more than the 58 registered in the same period of 2017.<sup>21</sup>

Migrants from the Islamic Republic of Iran make up the majority of those registered between January and February 2019 (25%),

followed by those of Afghan (18%) and Iraqi (18%), Pakistani (18%), and Syrian (11%) origin. Available data for the same period last year, reflects Iraq as the most declared country of origin (24%), followed by the Islamic Republic of Iran (19%), the Syrian Arab Republic (12%), Afghanistan (10%) and Libya (7%).

Figure 43 Registered arrivals in the Republic of North Macedonia between January and February, comparison 2017 – 2019

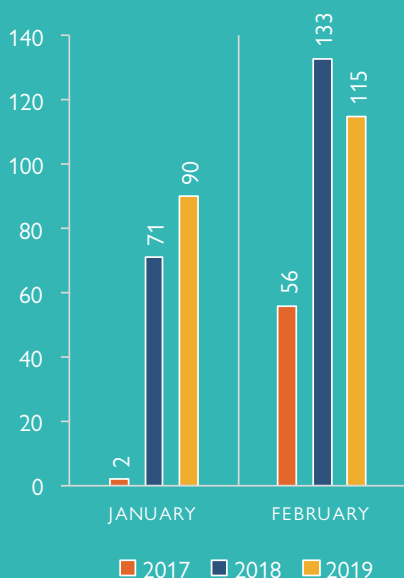


Figure 44 Nationality breakdown of migrants registered between January and February 2019

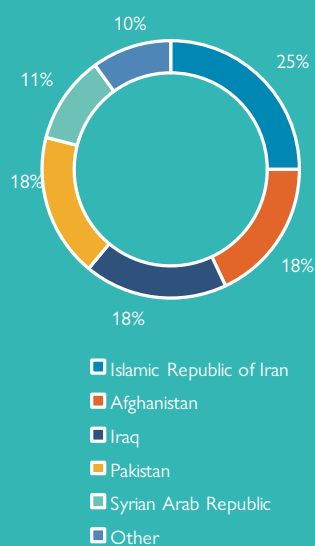


Figure 45 Nationality breakdown of migrants registered between January and February 2018

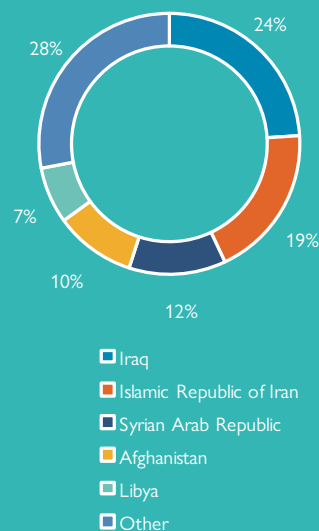
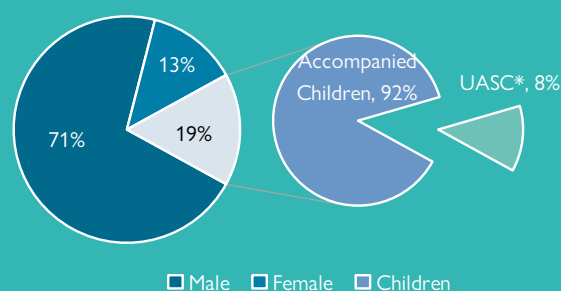


Figure 46 Age/sex breakdown of intercepted irregular migrants between January and February 2019



<sup>21</sup> Data on arrivals provided here is based on official figures provided by the Government of North Macedonia. However, the data on number of assistances provided by agencies indicate that the overall caseload might be higher. See under [Migrants Presence](#) further on.

\*Unaccompanied and Separated Children.

## Migrant presence

The available data shows that on 28 February 2019, there were 74 migrants and asylum seekers accommodated in reception centres around the Republic of North Macedonia. About two times more than the previous month when 41 were accommodated in the reception centres. Majority of accommodated migrants and asylum seekers were Iraqi nationals (22) followed by those from the Islamic Republic of Iran (20), Afghanistan (11), the Syrian Arab Republic (8), Pakistan (4), Congo (3) and six more individuals from Eritrea<sup>22</sup>, Kosovo (UNSCR 1244/1999), Togo, Cameroon and the Russian Federation. 41 of the individuals were adult males, 13 adult females and 20 children and 1 UASC.

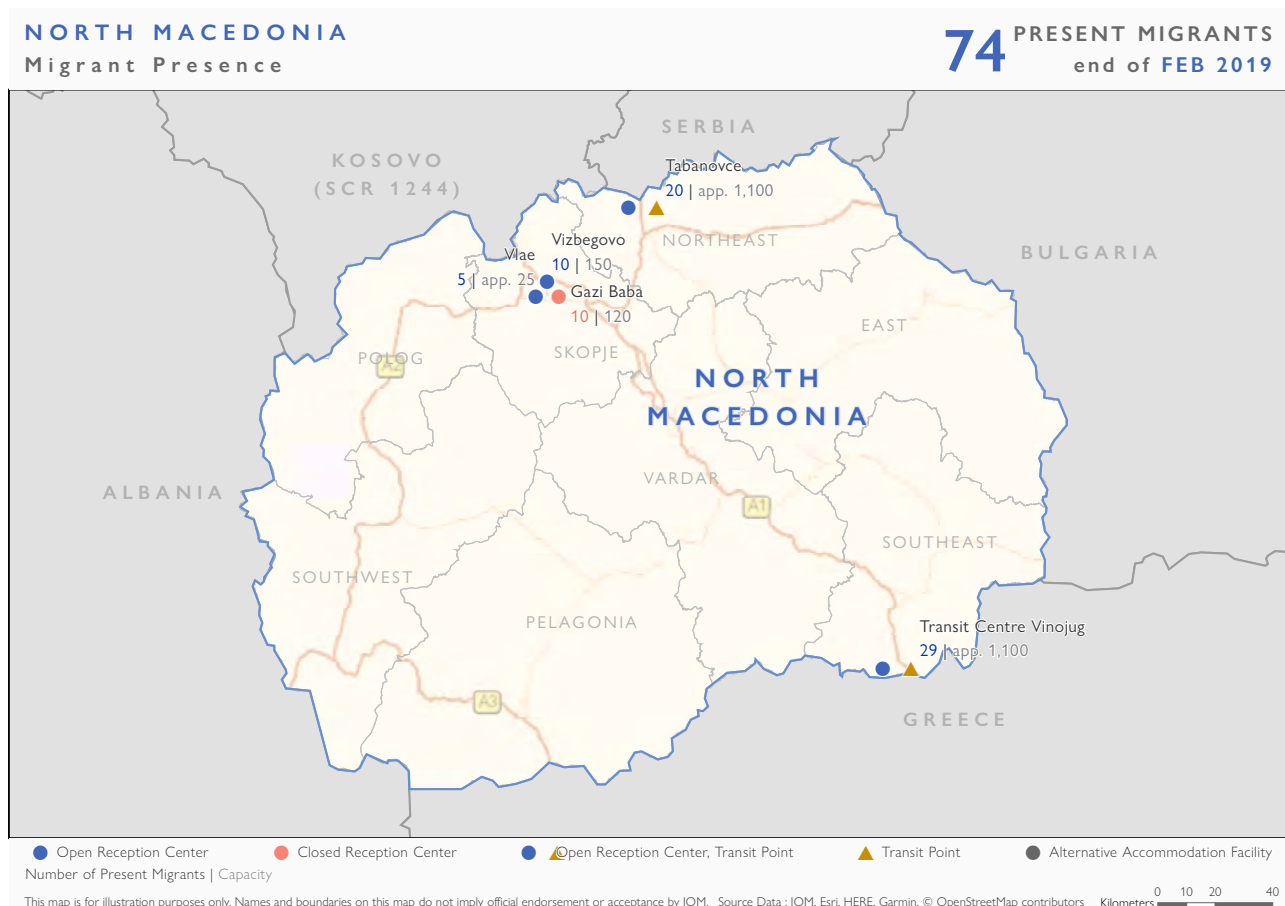
Table 4 Accommodation facilities (with occupancy/capacity) by the end of February 2019

Name of Accommodation	Facility	Capacity*	Currently Accommodating
"Vinojug" Transit Centre—Gevgelija (Greece—fYR of Macedonia Border)		1,100-1,200	29
Tabanovce Transit Centre (fYR of Macedonia—Serbian Border)		1,100	20
Vizbegovo – Reception centre for Asylum Seekers		150	10
Gazi Baba – Reception centre for Foreigners		120	10
Vlae		25-30	5
<b>TOTAL</b>		<b>2,495-2,600</b>	<b>74</b>

Additionally, the Red Cross teams present near the northern border with Serbia reported assisting 767 persons, according to their February report. The Red Cross

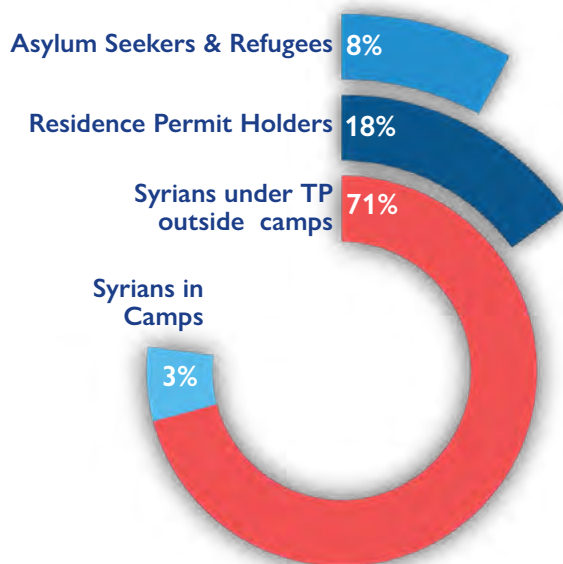
mobile team present in the close vicinity of the northern border with Serbia assisted 479 persons – this number excludes the Transit Reception Centre Tabanovce.

Map 13 Accommodation facilities in The Republic of North Macedonia with information on occupancy and capacity, February 2019



<sup>22</sup> The information on nationality breakdown provided in this report is based on the nationality declared by migrants as reported by the Ministry of Interior of the Republic of North Macedonia.

# TURKEY



## Background and Latest Figures

According to the latest available figures from the Turkish Directorate General of Migration Management (DGMM) there are currently over 4 million foreign nationals present in Turkish territory seeking international protection. Most are Syrians (3,369,705\* individuals) who are granted temporary protection status, while according to UNHCR, as of end of November 2018, 368,230\*\* asylum-seekers and refugees from countries including Afghanistan, Islamic Republic of Iran, Iraq and Somalia constitute another significant group of foreign nationals. The number of foreign nationals has increased by 110,444 in comparison to February 2018 (3.9 million foreign nationals), most of the increase was recorded as Syrian nationals (99,057).

In addition, there are 896,814\* foreign nationals present in Turkey holding residency permits including humanitarian residency holders. This number was 265,777 less in February 2018. The exact number of the humanitarian residency holders is unknown, but it is estimated that there are more than several thousand humanitarian residency permit holders.

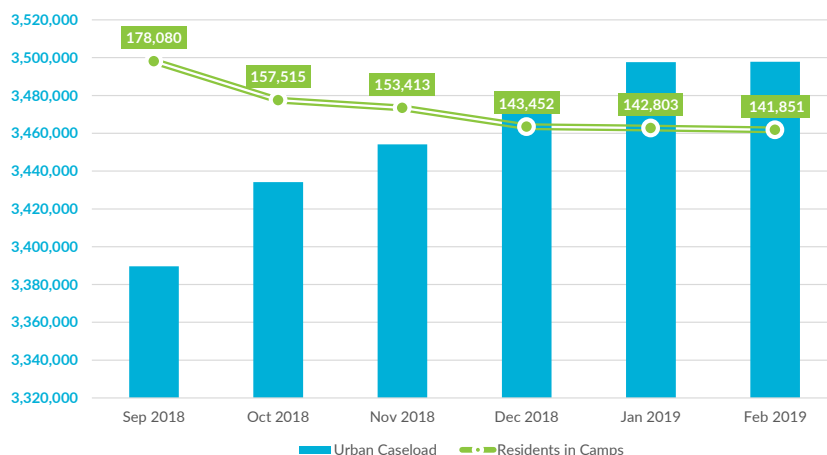
\*Data source DGMM, 21.02.2019

\*\*Data source UNHCR, 30.11.2018

Turkey's Temporary Protection regime grants the 3,369,705\* Syrian nationals the right to legally stay in Turkey as well as some level of access to basic rights and services. The vast majority- 3,497,854\* individuals - live outside camps, officially called Temporary Accommodation Centers and are mainly spread across the Turkish border provinces of Şanlıurfa, Gaziantep, Hatay, Adana, Mersin and Kilis. 141,851\* Syrians live in 13\* camps the majority of which are also located close to the Syrian border. Twenty one temporary accommodation centers were hosting migrants in Turkey in February 2018; however, currently eight of the centers are no longer operational. As a result, there is a decrease of 86,346 persons in the centers' residence numbers.

\*Data source DGMM, 21.02.2019

Monthly Population Chart of Persons Under Temporary Protection



## Asylum Seekers and Refugees

Another significant group of foreign nationals in Turkey are 368,230\* asylum-seekers and refugees consisting of different nationalities, but mainly coming from Afghanistan and Iraq. An increase of 11,387 persons has been recorded in this category in comparison to January 2018.

\*Data Source UNHCR, 30.11.2018

## Residence Permit Holders

Foreigners who wish to stay in Turkey beyond the duration of a visa or visa exemption i.e. longer than 90 days must obtain a residence permit. According to DGMM, there are 896,814 residence permit holders in Turkey with various categories of the residence permit. The "other" residence permit category include humanitarian residence permit holders but the exact number is unknown. It is believed that vast majority of this category are Iraqi nationals.

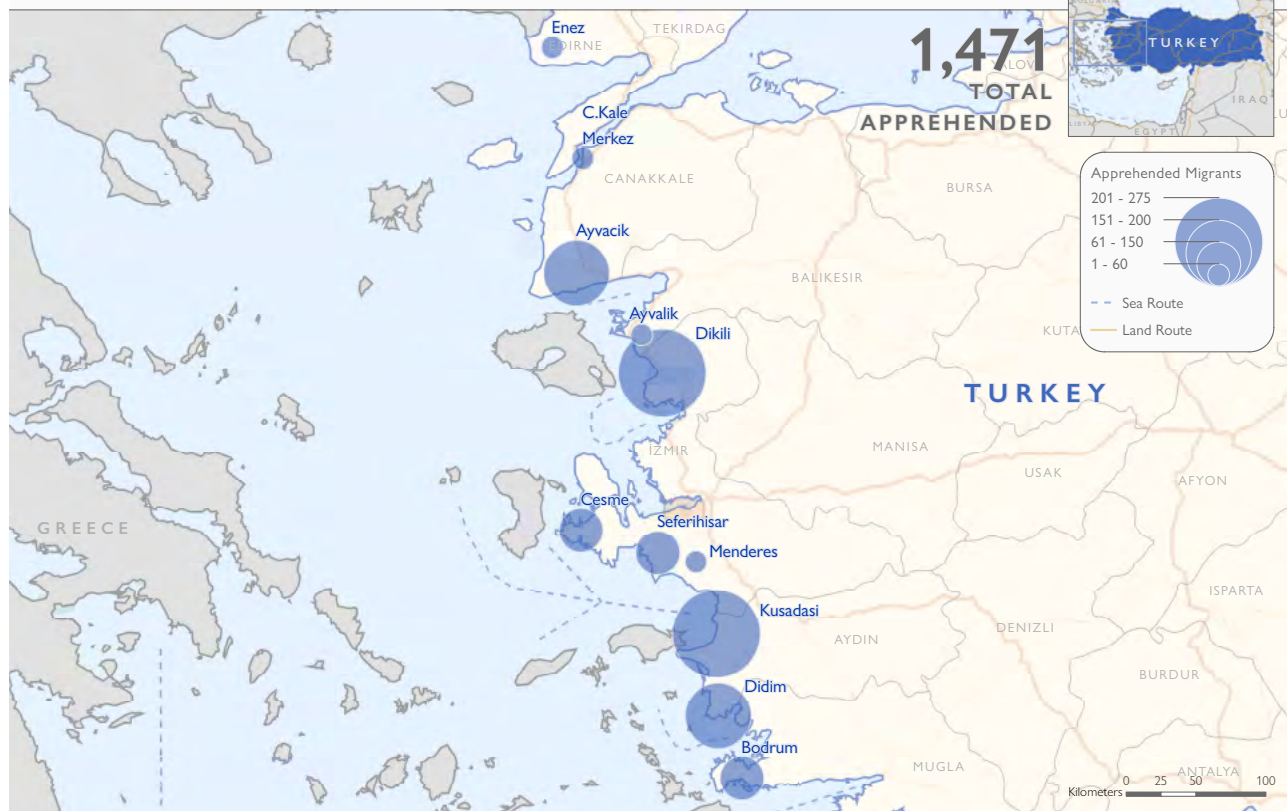
Nationality	Percentage#
Afghanistan	46%
Iraq	39%
The Islamic Republic of Iran	11%
Somalia	2%
Others	3%

### Apprehended/Rescued Persons on Sea\*

The Turkish Coast Guard apprehended 1,428 irregular migrants in February yet one fatality was recorded. The number of irregular migrants were 1,363 in February 2018. These figures only include those apprehended and rescued by the Coast Guard; actual numbers of migrants and refugees departing Turkey by sea could be higher. Apprehensions on the hotspots on the Aegean Sea are shown in the map below.

## APPREHENSIONS OFF THE TURKISH COAST

1 January - 28 February 2019



This map is for illustration purposes only. Names and boundaries on this map do not imply official endorsement or acceptance by IOM.

Source Data : IOM, National Authorities, Esri, HERE, Garmin, © OpenStreetMap contributors

### Apprehensions/Rescues by Turkish Coast Guard Statistics for 2019 (1 January - 28 February 2019)

Time period	Number of cases		Number of irregular migrants		Number of deaths		Number of organizers	
	Aegean	All Seas	Aegean	All Seas	Aegean	All Seas	Aegean	All Seas
January	27	27	1,092	1,092	1	1	1	1
February	36	36	1,428	1,428	-	-	6	6
<b>Total</b>	<b>76</b>	<b>76</b>	<b>2,972</b>	<b>2,972</b>	<b>1</b>	<b>1</b>	<b>7</b>	<b>7</b>

After completion of the identification process of the apprehended persons, they are referred to removal centers by gendarmerie or are issued a deportation letter unless they claim asylum. However, they still have the right to claim asylum after being referred to a removal center or issued deportation letters. The top ten nationalities of apprehended/rescued migrants are Afghan, Palestinian, Syrian, Iraqi, Central African, Congolese, Iranian, Togolese, Somalian and Eritrean.\*\*

\*Data source T.C.G., 28.02.2019

\*\*The information on nationality breakdown provided in this report is based on official information received from Turkish authorities.

## Apprehended Persons on Land\*

Apprehensions by Turkish Land Forces (1 - 28 February 2019)			
Entry		Exit	
Syrian Arab Republic	11,035	Greece	1,633
Greece	1,051	Syrian Arab Republic	20
Islamic Republic of Iran	81	Bulgaria	10
Iraq	39		
<b>Total</b>	<b>12,206</b>	<b>Total</b>	<b>1,663</b>

According to Turkish Armed Forces (TAF) daily figures, in February 2019, 13,869 irregular persons were apprehended at the Syrian, Greek, Iranian, Iraqi, and Bulgarian borders of Turkey. In comparison, this number was 34,167 in January 2018. The entry and exit figures breakdown are as shown in the table on the left. The highest number of irregular crossings at entry and exit happened at the border with Syrian Arab Republic, with a total number of 11,055 apprehended persons.

The irregular exits are higher at the Western Borders while Syrian, Iraqi and Iranian borders are continuing to be entry points to Turkey. In comparison to previous months there is a decrease in the irregular border entries from Syrian Arab Republic to Turkey (500). In January 2019, 15,555 irregular entries of persons were recorded at this border.

\*Data Source T.A.F., 28.02.2019



see disclaimer on page 4\*

## Known Entry and Exit Points

Known entry points by land: Hatay, Kilis, Şanlıurfa (from Syrian Arab Republic), Silopi, Çukurca (from Iraq), Şemdinli, Yüksekova, Başkale, Ağrı, Doğubeyazıt (from Islamic Republic of Iran)

Known entry points by air: İstanbul Atatürk, İstanbul Sabiha Gökçen, Antalya, Esenboğa Ankara (from third countries)

Known exit points by sea: Çeşme, Ayvalık, Didim, Bodrum, Küçükkuşu (Locations close to Lesbos, Samos, Chios, Symi, Kos and Rodos)

Known exit points by land: Edirne (to Greece and Bulgaria), Kırklareli (to Bulgaria)

Known exit points by air: İstanbul Atatürk, İstanbul Sabiha Gökçen (to certain EU MS)

## Readmitted Migrants and Refugees to Turkey

On 18 March 2016, EU and Turkey agreed on the readmission of migrants arriving Greece to Turkey after 20 March 2016. In this regard, according to DGMM reports, 1,835\* migrants and refugees have been readmitted to Turkey from Greece between 4 April 2016 and 21 February 2019. Main returning points from Greece include Lesvos, Chios, Kos and Samos and the main readmission points to Turkey include Dikili, Çeşme, Bodrum and Adana (through the airport).

Pakistan	709
Syrian Arab Republic	351
Algeria	192
Bangladesh	101
Afghanistan	105
Iraq	92
Morocco	56
Islamic Republic of Iran	50
Egypt	23
Others	156

Nationality breakdown of the readmitted is shown in the graphic below and “others” category includes countries of Nigeria, Sri Lanka, Democratic Republic of Congo, Cameroon, Nepal, Myanmar, Guinea, Senegal, Ghana, Palestinian

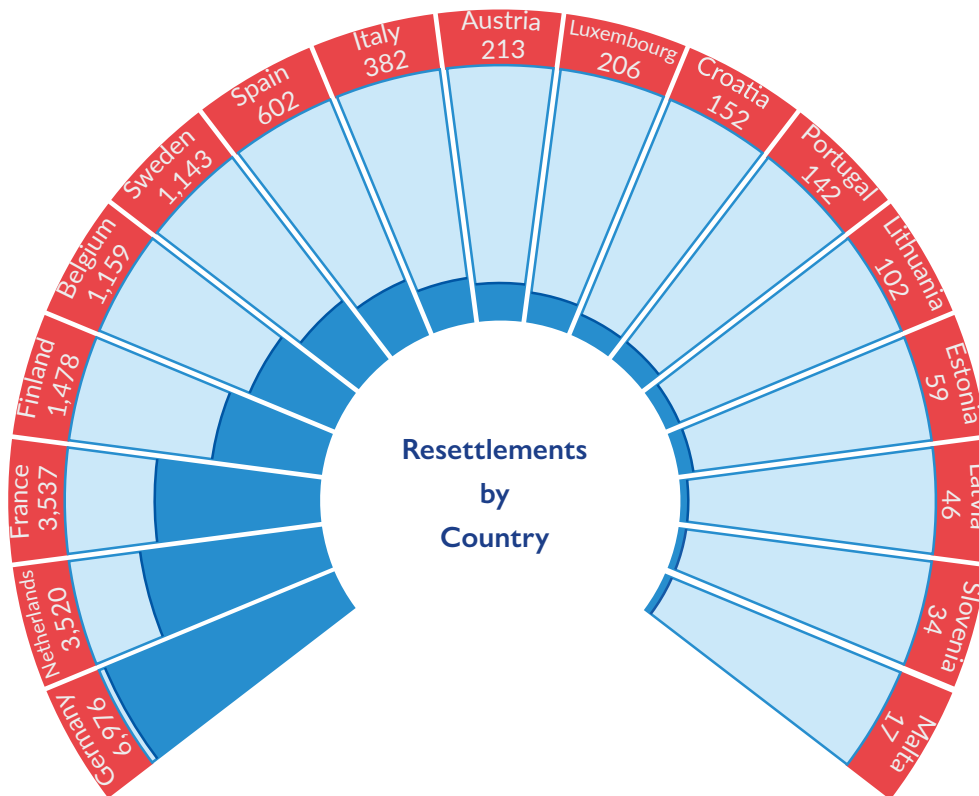
Territories, Tunisia, Côte d'Ivoire, Haiti, Lebanon, Mali, Dominica, India, Congo, Yemen, the Gambia, Niger, Sudan, Jordan, Zimbabwe, Sierra Leone, Burkina Faso and Comoros.

\*Data source DGMM, 21.02.2019

## Resettlement of Syrians From Turkey

The readmission agreement aims to replace disorganized and irregular migratory flows by organized and safe pathways to European countries. In this regard, it is agreed on that for every Syrian being returned to Turkey from the Greek islands, another Syrian will be resettled directly to Europe from Turkey. According to DGMM data released on 31 January 2018, there are 19,768\* persons that have been resettled under this mechanism and mainly to Germany, the Netherlands, France and Finland.

\*Data Source DGMM, 21.02.2019

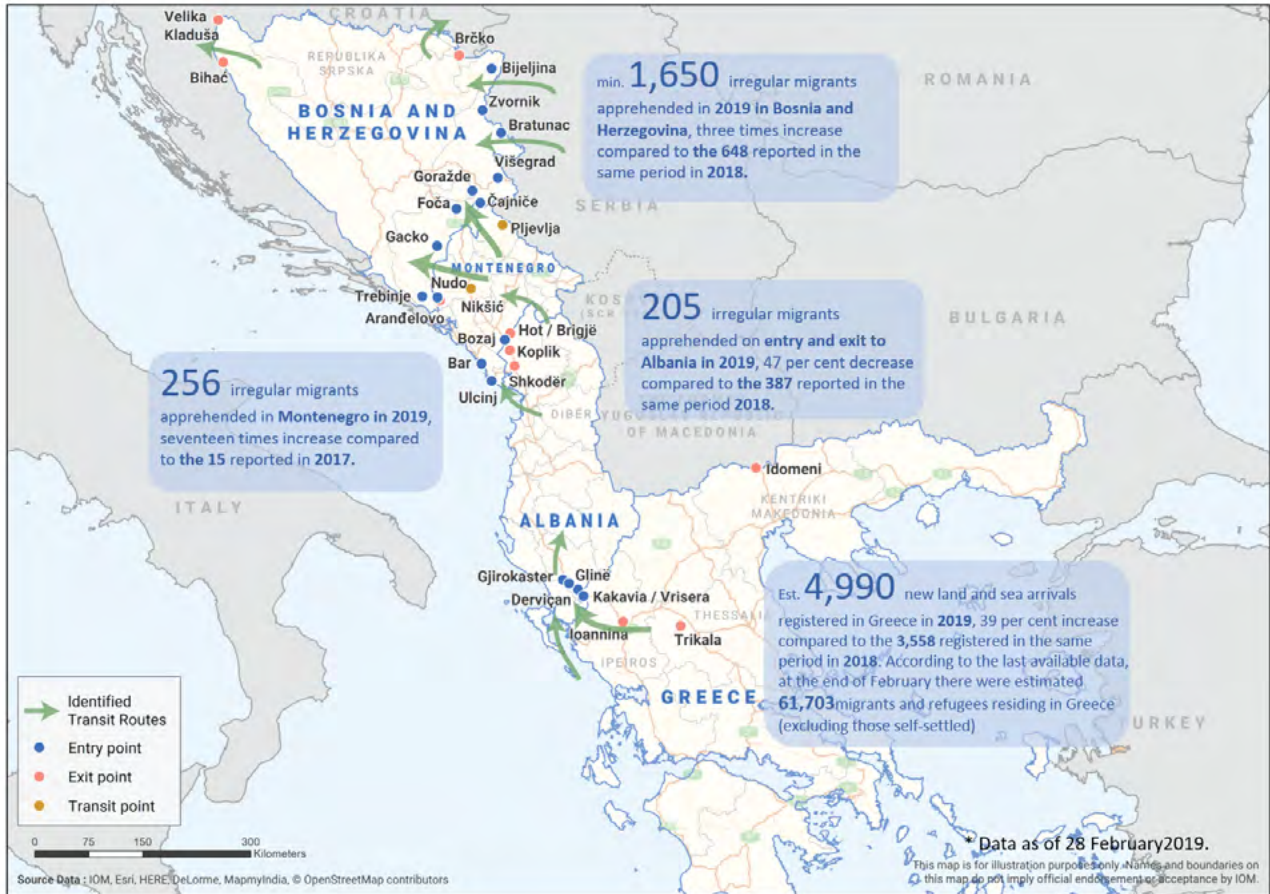


mpmturkey@iom.int

\*Disclaimer: This map is for illustration purposes only. The depiction and use of boundaries, geographic names, and related data shown on maps and included in this report are not warranted to be free of error nor do they imply judgment on the legal status of any territory, or any endorsement or acceptance of such boundaries by IOM.



## WESTERN BALKANS IN FOCUS



\* The designation is to highlight the most active routes detected in the Western Balkans at the moment.



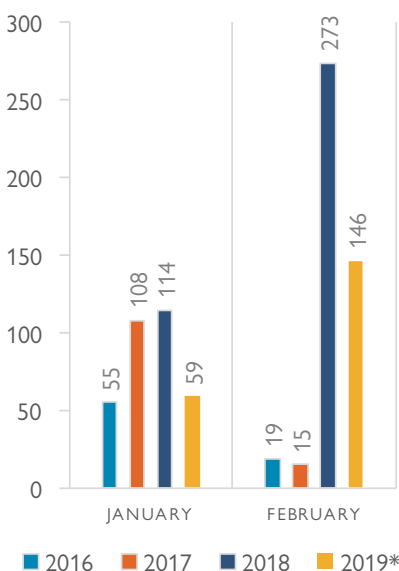
Syrian refugees crossing the Serbian-Croatian border.  
copyright: Francesco Malavolta/IOM 2015

# ALBANIA

## Developments during the reporting period

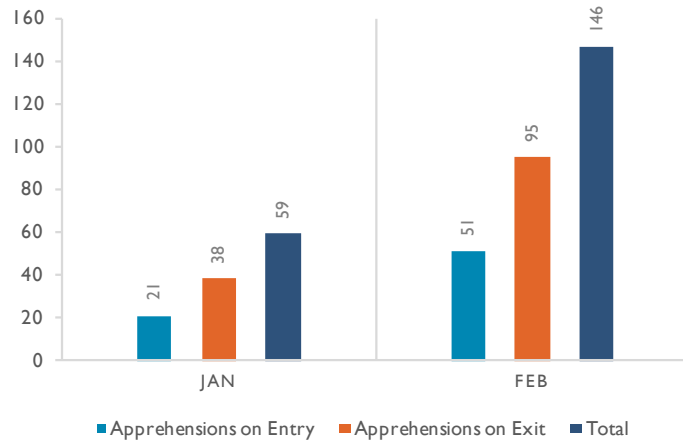
During this reporting period (1 – 28 February 2019), there were 51 new apprehensions on entry to the country, two times more than the 21 reported in the previous month and five times less than the 273 reported in February 2018. These arrivals indicate irregular entries in the Gjirokaster region. Additionally, 95 individuals were apprehended on exit from the country to Montenegro (Shkoder region), three times more than the 38 registered in the previous month (January 2019). Between January and February 2019, a total of 205 new irregular migrants were registered on entry to and exit from the country. This is 47 per cent less than the 387 reported on entry in the same period of 2018, almost two times the 123 reported in 2017 and three times the 74 reported between January and February 2016.

Figure 47 Registered irregular migrants in Albania, comparison 2016 - 2019



\* Data for 2019 is a cumulative number of irregular migrants registered on entry and on exit from the country.

Figure 48 Apprehensions on exit and entry in Albania, January – February 2019



The majority of registered migrants between January and February 2019 were Syrian nationals (36%), followed by those from Iraq (27%), Algeria (13%), Pakistan (8%) and Palestinian Territories (6%). Available data for the same period of 2018, indicates a decrease in the presence of Syrian nationals (50% in 2018 vs. 36%

in 2019) and those from Morocco (10 % in 2018 and only 6 individuals in 2019). Further on, 9 per cent of arrivals registered in January and February 2018 were from Libya, while in 2019 only 3 registered individuals reported Libya as their country of origin.

Figure 49 Nationality breakdown of registered irregular migrants between January and February 2019

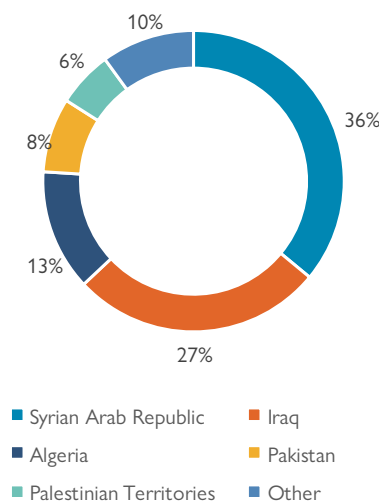
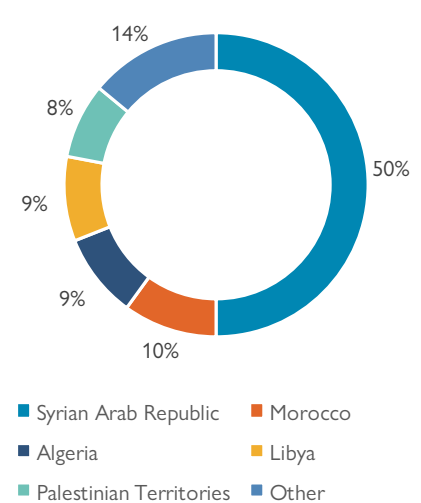


Figure 50 Nationality breakdown of registered irregular migrants between January and February 2018





# BOSNIA AND HERZEGOVINA

## Developments during the reporting period

During this reporting period (1 – 28 February) Bosnian authorities reported 939 new irregular migrants, a 32 per cent increase compared to the previous month when 711 arrivals were reported in and two times more than the 411 reported in February 2018. The pace of arrivals on a weekly basis has slightly increased (+33%) in February 2019 when compared with the previous month.

Between January and February 2019, 1,650 new arrivals have been reported. This is three times more than the 648 reported in the same period last year and eleven times more than the 146 reported in 2017. On average, authorities in Bosnia and Herzegovina apprehended 235 irregular migrants on a weekly basis during this reporting period, ranging from 163 reported at the beginning of the month to 276 at the end of the month. In January, the average was 177 ranging from 141 (beginning of the month) to 208 towards the end of the month.

Available nationality breakdown reflects Pakistan as the most commonly reported origin country between January and February (19%), followed by Iraq and the Syrian Arab Republic (both 15%), Algeria (11%) and Morocco (10%). When compared to the countries of origin reported between January and February 2018, Syrian nationals made up the majority (30%), followed by Libyans (21%), migrants from Palestinian Territories (11%), Afghans (11%) and Pakistanis (8%).

Figure 51 Registered irregular migrants in Bosnia and Herzegovina between January and February 2019

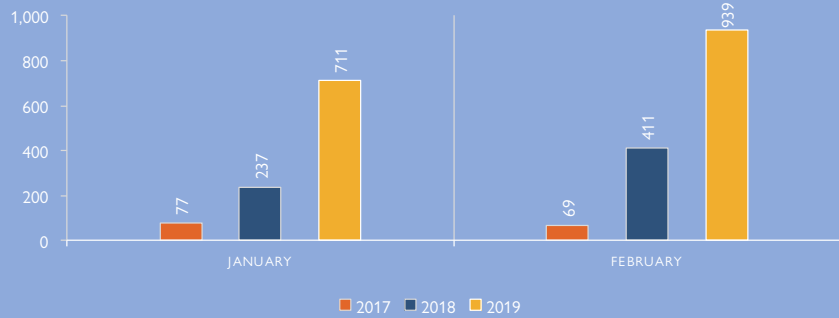


Figure 52 Irregular entries to Bosnia and Herzegovina, weekly arrivals in 2019

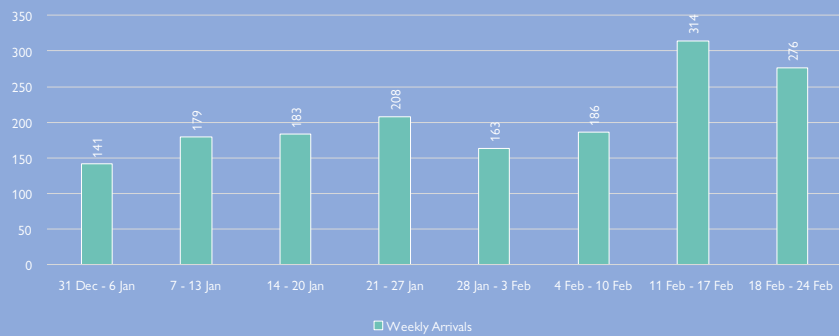


Figure 53 Nationality breakdown of migrants registered in Bosnia and Herzegovina in January and February 2019

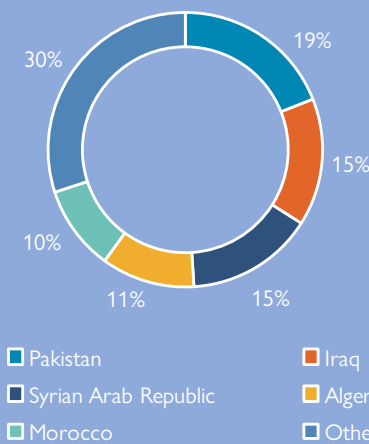
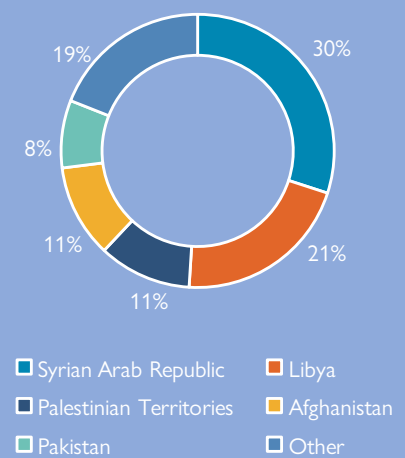


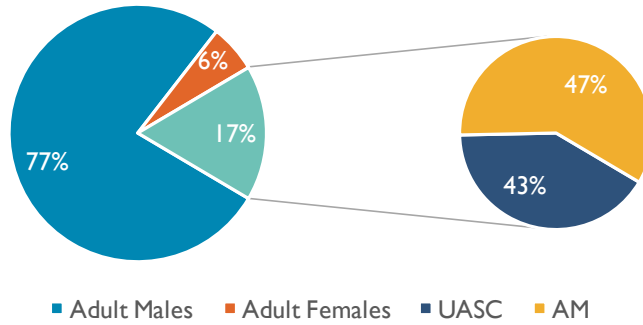
Figure 54 Nationality breakdown of migrants registered in Bosnia and Herzegovina in February 2018



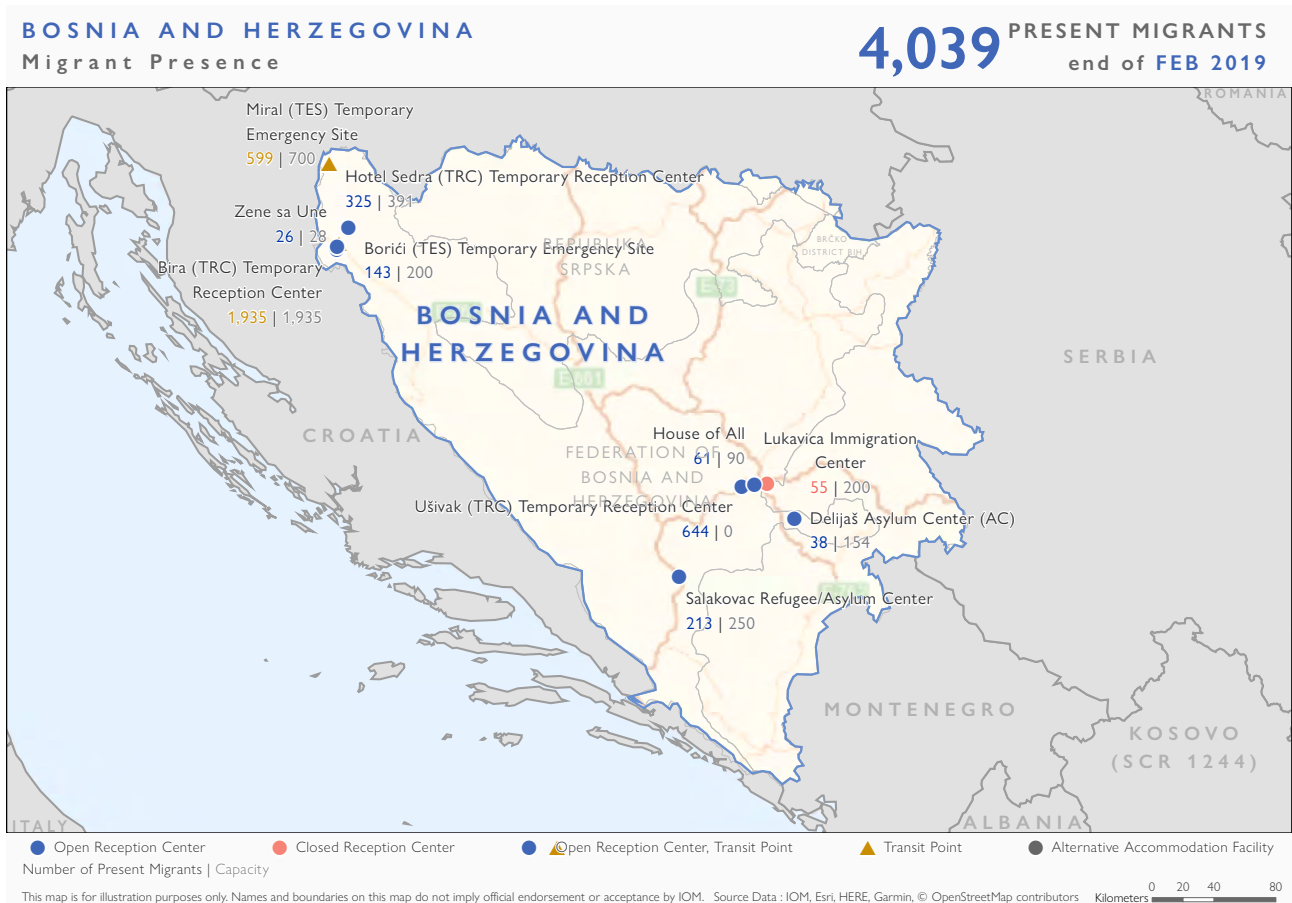
**Migrants presence**

According to the data received from IOM and partner agencies working in the field in Bosnia and Herzegovina, there were 4,039 migrants and refugees residing in the country at the end of February 2019, about 10 per cent less than the previous month when 4,503 were recorded. Estimated 77 per cent of individuals were adult males, 6 per cent adult females and 17 per cent are children, among which, 43 per cent were registered as unaccompanied and separated.

Figure 55 Age/Sex breakdown of accommodated migrants and refugees at the end of February 2019



Map 14 Accommodation facilities in Bosnia and Herzegovina with information on occupancy and capacity, February 2019



## KOSOVO<sup>23</sup>

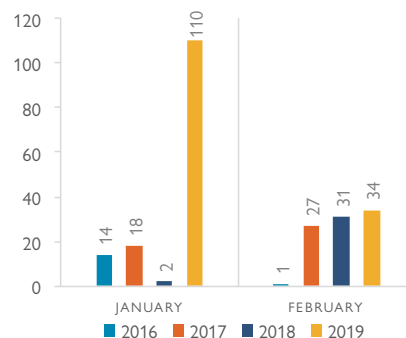
### Developments during the reporting period

During this reporting period (1-28 February 2019), authorities in Kosovo (UNSCR 1244/1999) reported 34 new irregular entries to the country, a 69 per cent decrease compared to the 110 reported in the previous month and slightly more than the same period last year when 31 irregular entries were reported.

There have been 144 irregular entries reported between January and February 2019. This is four times higher compared to 33 registered in the same period in 2018, three times higher than the 45 registered in 2017 and ten times higher than the 15 registered between January and February 2016. Similarly, as in previous year, most of the migrants have entered Kosovo (UNSCR 1244/1999) at the green border with Albania.

Thirty-seven per cent of migrants and refugees registered between January and February 2019 reported Syrian nationality. Algeria is the second most reported origin country declared by 15 per cent of individuals, followed by Morocco (13%), Palestinian Territories (11%) and Iraq (8%). In contrast, the Islamic Republic of Iran was the first reported country in the same period 2018 (24%), followed by Libya (18%), Pakistan (18%), the Syrian Arab Republic (15%) and Iraq (12%). However, nationality breakdown for the first two months of 2019 resembles the structure of the overall arrivals registered in 2018 as, according to the available breakdown, Syrian nationals were the most commonly reported origin country by migrants registered arriving to the country in the past year. An estimated 91 per cent of migrants and refugees reported as of February 2019 were males, 9 per cent females. Among them, there were 14 children, out of which 7 unaccompanied and separated.

Figure 56 Number of irregular migrants registered in January and February 2016 - 2019



### Migrant presence

On 28 February 2019, a total of 122 asylum seekers were present in Kosovo, 15 per cent more than the 106 reported at the end of the previous month and four times more than the 31 reported in February 2018. 73 per cent of individuals in Magure reception center are Turkish nationals followed by those from Morocco (12), Iraq (7), Libya (4), North Macedonia (3), the Islamic Republic of Iran (2), Palestinian Territories (2), Algeria (1), the Syrian Arab Republic (1) and Serbia (1). Out of the total number of asylum seekers currently in Kosovo (end of February), 29 persons are entered the country irregularly (citizens of Turkey, North Macedonia and Serbia can enter Kosovo regularly).

Figure 57 Nationality breakdown of registered migrants and asylum seekers between January and February 2019

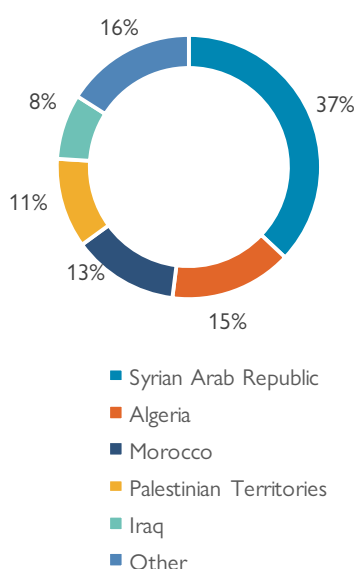


Figure 58 Nationality breakdown of registered migrants and asylum seekers between January and February 2018

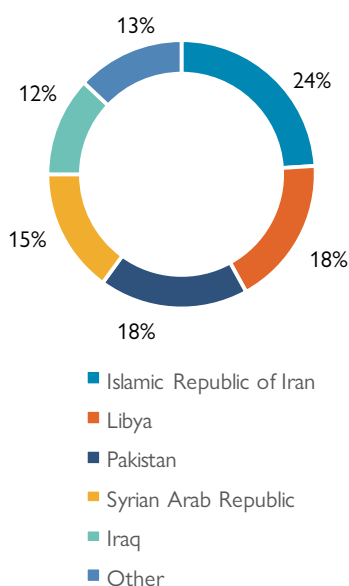
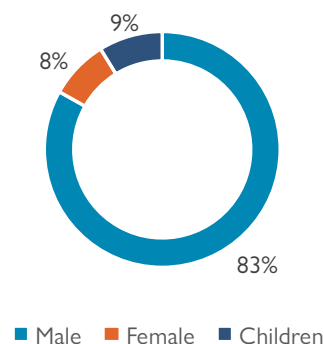


Figure 59 Age/Sex breakdown of registered migrants and asylum seekers in 2019



<sup>23</sup> This designation is without prejudice to positions on status, and is in line with UNSCR 1244/1999 and the ICJ Opinion on the Kosovo declaration of independence.

# MONTENEGRO

## Developments during the reporting period

During this reporting period (1 – 28 February), authorities in Montenegro registered 503 migrants and refugees, a 96 per cent increase compared to the 256 reported in the previous reporting period (1 – 31 January). The number of registered migrants this month is eight times more than February 2018 (61), fourteen times more than the 36 registered in February 2017 and thirty-three times more than the 15 reported in February 2016. Arrivals in February this year are among the highest reported in the past four years, aligned with the increase in the movements registered in the summer months of 2018 when average of 540 were reported on a monthly basis.

Since the beginning of the year, authorities in Montenegro registered a total of 759 migrants, ten times more than the same period in 2018 and 2017 when 76 and 77 migrants were registered respectively.

According to available data on prevented attempts to cross the border, a total of 50 individuals aimed to cross to Montenegro in the first two months of 2019, 20 per cent less than in the same period last year (63). Number of attempts increased by 63 per cent in the past two months, from 19 reported in January 2019 to 31 in February 2019.

Figure 60 Arrivals to Montenegro in January-February 2016 - 2019

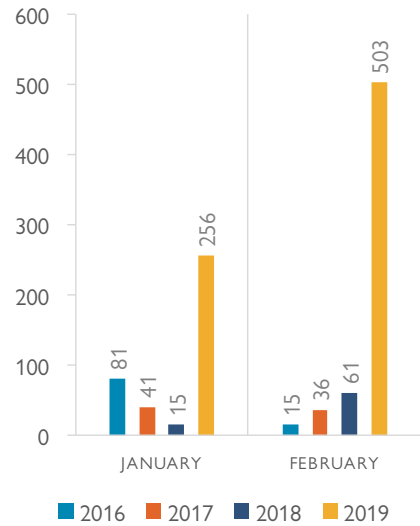
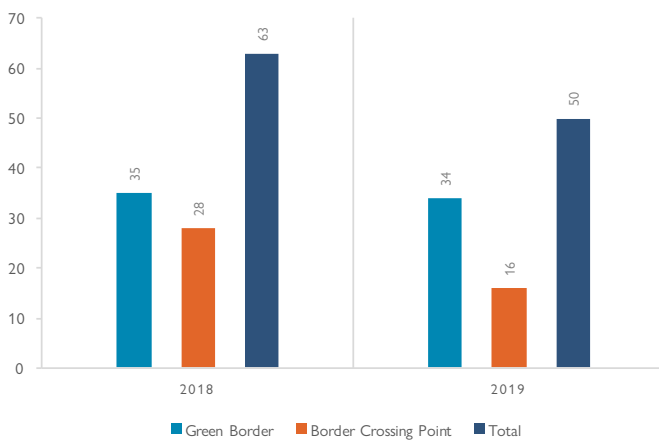


Figure 61 Attempts to cross the border in February, comparison 2018 - 2019



One third of migrants registered in Montenegro as of February 2019 were from Syrian Arab Republic (31%), followed by those from Iraq (17%), Algeria (15%), Morocco (14%) and Palestinian Territories (9%). When compared to data from the same period last year, Syrian nationals were also the majority reported (50%), followed by migrants from Morocco (16%), the Islamic Republic of Iran (11%), Algeria (9%) and Pakistan (7%). Further on, migrants and refugees from Syrian Arab Republic were the first nationality group throughout 2018, trend that continued in 2019, and that is different from 2017 when arrivals to Montenegro were predominantly composed of Algerian (51%) and Moroccan (14%) nationals.

Figure 62 Nationality breakdown of registered migrants between January and February 2019

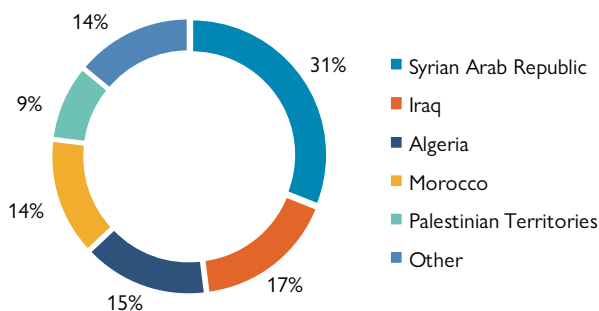
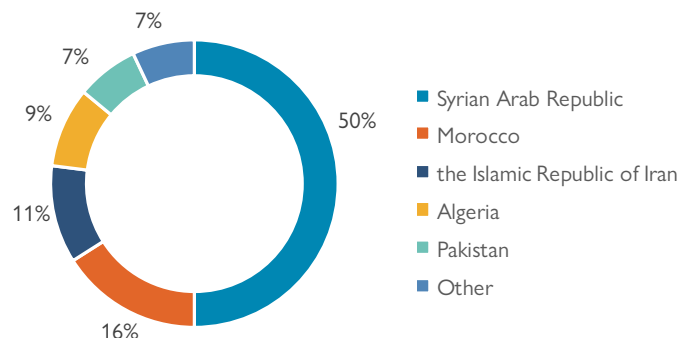


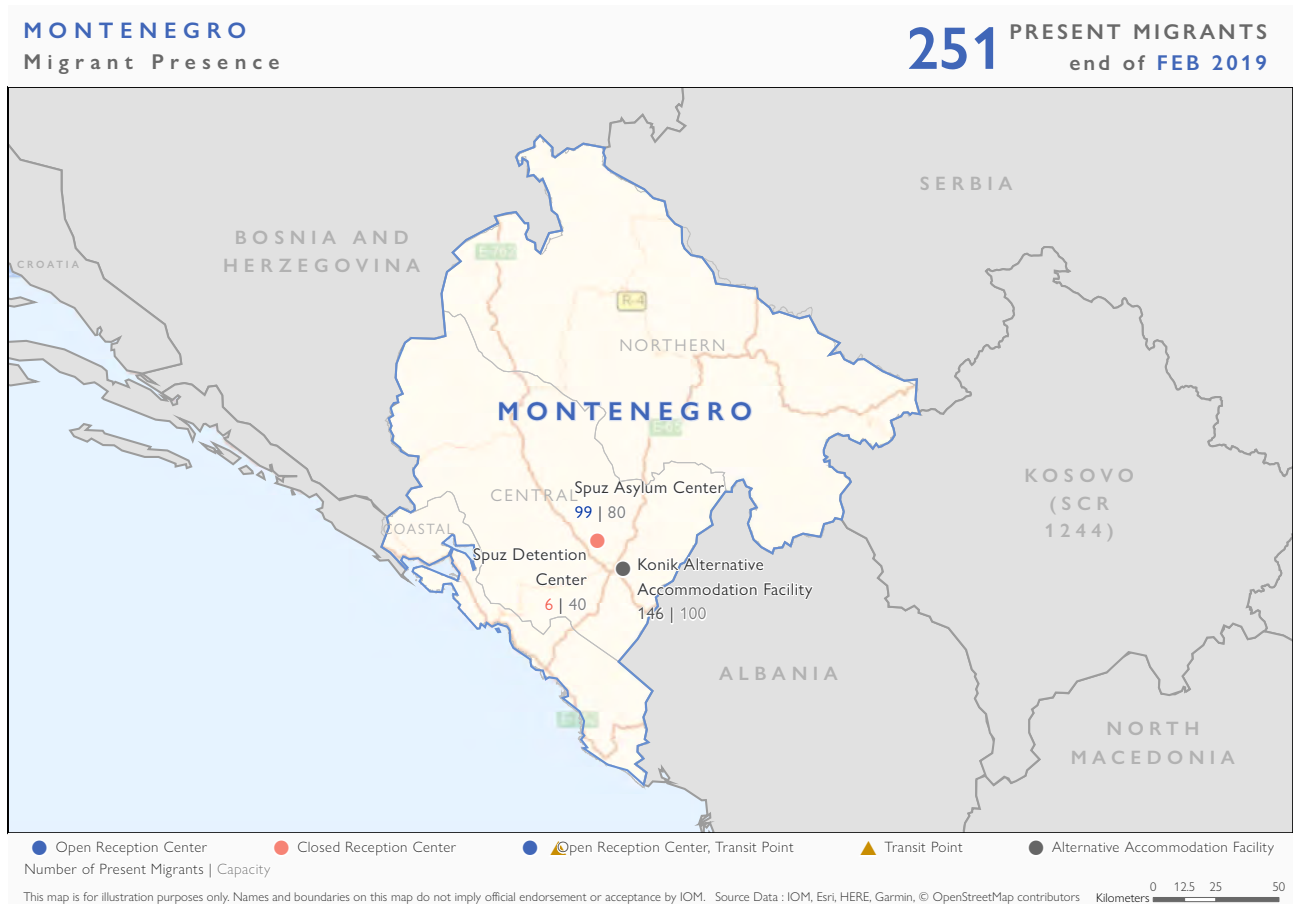
Figure 63 Nationality breakdown of registered migrants between January and February 2018



### Migrant presence

At the end of February 2019, there were 251 migrants and asylum seekers accommodated in the accommodation facilities and centres around the country, a 39 per cent increase from the 181 accommodated at the end of the previous reporting period (1 – 31 January 2019) and twice the 110 reported at the end of February 2018.

Map 15 Accommodation facilities in Montenegro with information on occupancy and capacity, February 2019



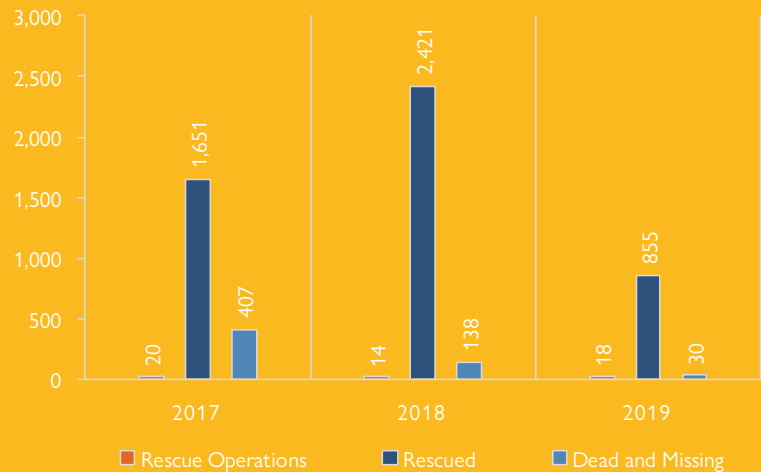
## OTHER COUNTRIES

### LIBYA

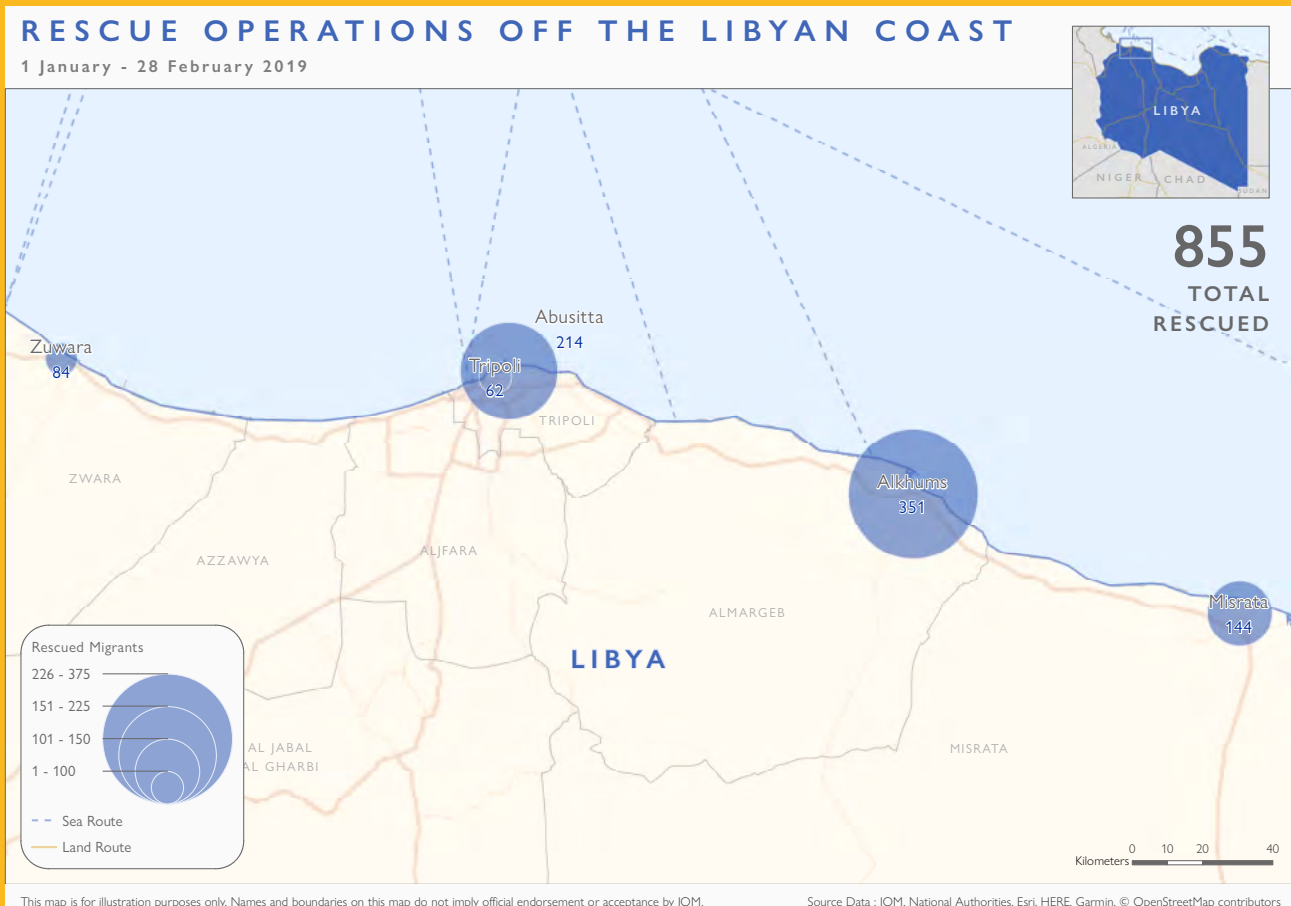
#### Developments during the reporting period

Between January and February 2019, the Libyan Coast Guard carried out 18 rescue operations in which they rescued 855 migrants and reported 30 deceased migrants (no missing migrants reported so far this year). Available data for 2019 indicates a slight increase in the number of operations this year compared to the same period in 2018 when 14 operations were reported and a decrease when compared to 20 operations reported at the end of February 2017. The number of rescued migrants as of February 2019 is three times less than the 2,421 rescued in the same period last year, and two times less than the 1,651 rescued between January and February 2017. The number of dead and missing migrants decreased significantly from 407 registered between January and February 2017 to 138 reported in the same period of 2018, and 30 reported this month.

Figure 64 Rescue operations by the Libyan Coast Guard between January and February 2017 - 2019



Map 16 Rescue operations off the Libyan coast, January – February 2019



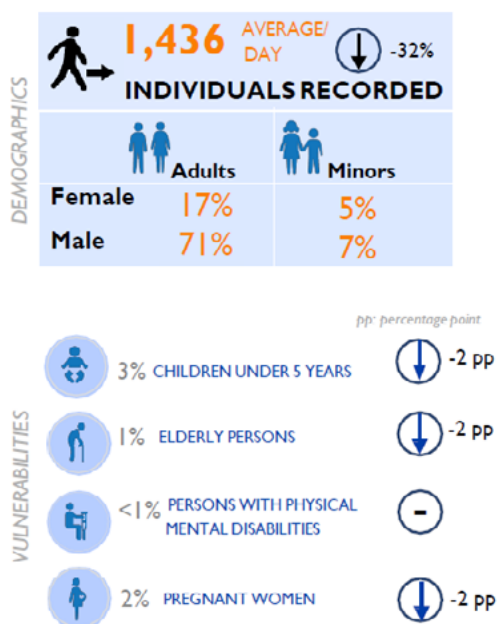
## NIGER

Between 1 and 28 February 2019, a total of 40,195 individuals were observed transiting through the 7 active Flow Monitoring Points (FMPs) in Niger, a 39 per cent decrease compared to 65,467 reported in the previous month. Flows in the two transit points, Arlit and Seguedin decreased by 21 per cent in February 2019 when compared to February 2018 (11,553 vs. 14,601 respectively)

Incoming flows observed in February this year (10,067 individuals) represent 25 per cent of all flows, while outgoing flows (13,478 persons) represent 33 per cent. 45 per cent of flows observed (16,650 individuals) at the FMPs in February were internal movements within Niger. Incoming flows decreased by 60 per cent, from 24,808 reported in January 2019 to 10,067 in February. Similarly, decrease (39%) is also observed in terms of outgoing flows, from 21,924 to 13,478 and internal movements (-11%) from 18,735 to 16,650 respectively.

An average of 1,436 individuals per day were recorded passing through the seven FMPs during this month. While 57 per cent of the flows were cross border, 29 per cent of these were observed between Niger and Nigeria, followed by (16%) with Algeria and (12%) with Libya respectively. A large proportion (54%) of internal movements were observed. Majority of these were observed in Arlit (24%) and Dan Barto (10%). To a lesser extent, internal movements were observed at Tahoua 5 per cent and Magaria four per cent. On a daily average, 481 individuals were leaving Niger while 360 individuals were entering the country. Read more [here](#).

Figure 65 Profile of migrants interviewed in Niger, February 2019



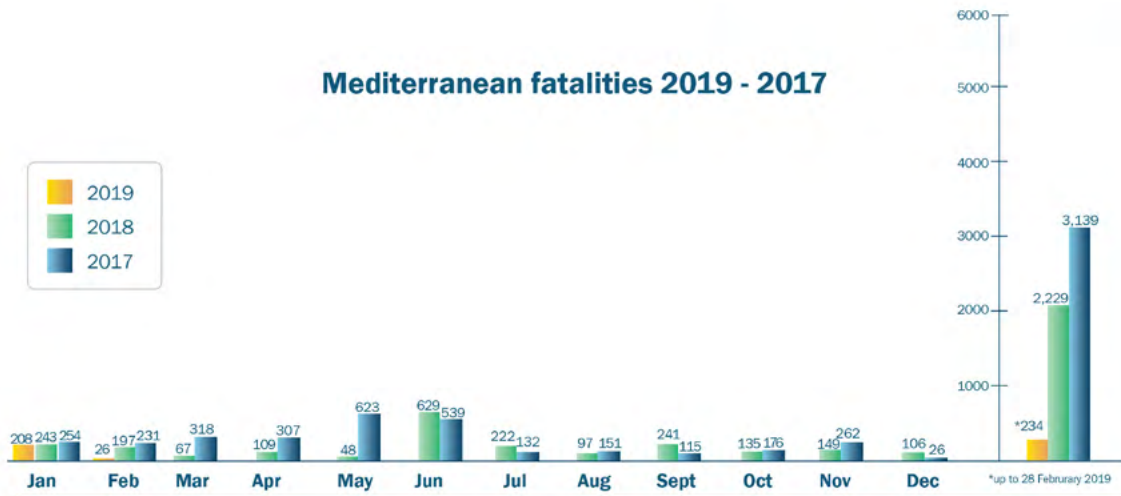
Map 18 DTM Flow Monitoring presence in Niger



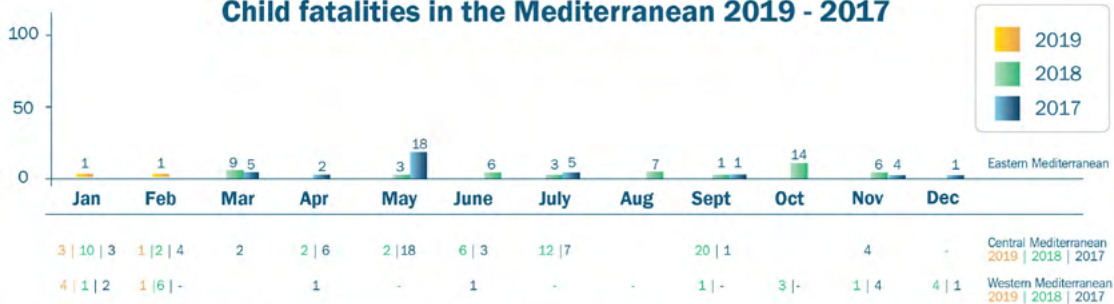
## MISSING MIGRANTS: FATALITIES/MISSING IN THE MEDITERRANEAN AND AEGEAN



Mediterranean fatalities 2019 - 2017



Child fatalities in the Mediterranean 2019 - 2017



\*Data for child fatalities data on the Central Mediterranean route is incomplete as most bodies are never recovered. The true number is not known. Map is for illustrative purpose. Boundaries and names used and designations shown do not imply official endorsement or acceptance by IOM.



ABOUT THIS REPORT

IOM's Displacement Tracking Matrix (DTM) is a suite of tools and methodologies designed to track and analyze human mobility in different displacement contexts in a continuous manner. To gather and disseminate information about the migrant populations moving through the Mediterranean, up the Western Balkan Route and through the Northern Route into Europe, in September 2015 DTM established a Flow Monitoring System. The Flow Monitoring System includes a monthly flows compilation report, which provides an overview of migration flows in countries of first arrival and other countries along the route in Europe, and an analysis of trends across the affected region. The data on registered arrivals is collated by IOM through consultations with ministries of interior, coast guards, police forces and other relevant national authorities. Data on arrivals is displayed and regularly updated (twice a week) on the [Flow Monitoring Europe Geoportal](#).

**Flow Monitoring Surveys**

The DTM system also includes flow monitoring surveys to capture additional and more in-depth data on the people on the move, including age, sex, areas of origin, levels of education, key transit points on their route, motives and intentions. The questionnaire also has a module with a set of questions on human trafficking, exploitative practices and abuse, including two indicators on sexual and physical violence. This data has been captured by IOM field staff in Greece, the former Yugoslav Republic of Macedonia, Serbia, Hungary, Croatia, Italy, Bulgaria and Slovenia since October 2015. The analysis of data collected throughout 2017 is available on the [IOM portal for Mediterranean](#).


[Europe - Flow Monitoring Surveys Analysis: Profile and Reported Vulnerabilities of Migrants Along the Eastern, Central and Western Mediterranean Route \(April 2019\)](#)



[Mixed Migration Flows in the Mediterranean – January 2019](#)



[DTM Mediterranean – Western Balkans Overview 2018](#)



[Mixed Migration Flows to Europe – 2018 Overview of Arrivals Dataset](#)

Compiled Migration Flows in the Mediterranean and Beyond  
REPORTING PERIOD: 2018

Country	By Sea	By Land	Total
Italy	26,470	0	26,470
Greece	83,142	17,421	100,563
Spain	58,525	6,800	65,325
Bulgaria	0	2,531	2,531
Cyprus	1,276	1,276	2,552
Malta	1,540	0	1,540
TOTAL	137,953	26,000	163,953

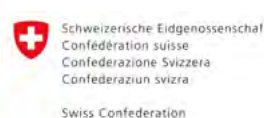
  

Country	Total
Malta**	1,540
Italy*	126,013
Bulgaria**	2,531
the former Yugoslav Republic of Macedonia	0
Spain**	65,325
Cyprus**	2,552
Hungary**	117
Croatia	370
Slovenia**	262
Poland**	117
Czechia	245
Hungary**	200
France and the region***	2,521

\* Data as of 26 December 2018  
\*\* Data as of 5 September 2018  
\*\*\* Data is available only for the end of December 2018

Information contained in this document has been received from a variety of sources including: national authorities, national and international organizations as well as media reports. Specific sources are not named in the report. The information collected has been triangulated through various sources in efforts to ensure accuracy of the content, and where information has not been confirmed, this has been noted in the report.

Data collection activities in Turkey supported by:



Data collection activities supported by:

