



Flow Monitoring - Spontaneous Returns of Undocumented Afghans from Pakistan

1st April - 7th April, 2018



Overall returnees through **Torkham and Chaman** since January 2018 **7,317**

For this reporting period **246** Interviews were conducted comprising of the following categories

- 76.8%** *Undocumented Families
- 21.1%** *Undocumented Individuals travelling with documented families
- 2.1%** *Undocumented Individuals Travelling Alone

*Interviews were conducted at both transit points, Torkham and Chaman/Spinboldak

WHO IS AN UNDOCUMENTED AFGHAN

- Individuals with No Documents
- Individuals with No Passport or Lapsed Visa
- Individuals with Tazkira
- Individuals with Expired POR Card
- Individuals with ACC Card
- Individuals with ACC Token

- 70%** Individuals with no documents
Afghans who do not have any legal document (POR, ACC, VISA)
- 1%** Individuals with no Passport or Expired Visa
Afghan with expired visa or passport without visa
- 9%** Individuals with Tazkira
Afghan ID card that comes under the undocumented Afghans category
- 2%** Individuals with Expired POR Card
Proof of Registration (POR) cards that are expired before 2015
- 15%** Individuals with ACC
Individuals with Afghan Citizen Card (ACC)
- 3%** Individuals with ACC Token
Individuals who received token to obtain ACC



977 Undocumented Afghan individuals returned to Afghanistan through the **Torkham and Chaman/Spin Boldak** border. **541** individuals used the **Torkham** border crossing whilst **436** individuals crossed through **Chaman/ Spin Boldak** border.

RESPONDENT'S PROFILE

Respondents by Gender

61% Male, **39% Female**

Age Group of respondents

Age Group	Gender	Total %
5 - 17 Yr		4%
18 - 59 Yr		85%
60 + Yr		11%

RETURNEE'S PROFILE

Age-Gender Disaggregation (Individuals)

Total Female: 52.4%, **Total Male: 47.6%**

Age Group	Female %	Male %
60+ Yr	2.4%	1.8%
18-59 Yr	23.1%	15.9%
5 - 17 Yr	18.0%	19%
0 - 4 Yr	8.9%	10.9%

VULNERABLE CASES

Overall **10%** individuals were identified as vulnerable during this reporting period

- 38%** Elderly Members
- 4%** Disable Persons
- 34%** Chronically ill persons
- 3%** Pregnant Women
- 1%** Female Headed Household
- 20%** Widows + Other

*Other include 1% mentally ill vulnerable cases.

TRANSPORT & ASSETS

Overall **157** vehicle crossed from **Torkham and Chaman/Spinboldak** Border. Majority of the returnees used **Pick up and Truck (38% and 33%)** to return back. To return back **Cash & House hold items** were reported as top priority assets.

* % of Households travelling with assets to Afghanistan

Transit Point	Household Items or Personal Belongings	Productive Assets	Families Carrying Cash	Livestock	Own Transportation
Torkham	99% (Male 51%, Female 49%)	34% (Male 60%, Female 40%)	42% (Male 57%, Female 43%)	3% (Male 50%, Female 50%)	3% (Male 60%, Female 40%)
Chaman	83% (Male 93%, Female 7%)	73% (Male 88%, Female 12%)	100% (Male 87%, Female 13%)	3% (Male 100%, Female 0%)	14% (Male 100%, Female 0%)

Transport type Summary

Transport Type	Percentage	Average
Truck	33%	On average 10 individuals used one Truck
Bus	28%	On average 7 individuals used one Bus
Pickup	38%	On average 7 individuals used one Pickup
Rented Car	1%	On average 2 individuals used one car
By Foot	0%	

RETURNS & ACC CARD DISTRIBUTION

Legend: Torkham (Blue), Chaman (Orange), ACC Applications Received (Green), ACC Card Distributed (Purple), Major Events (Grey)

ACC Card Distribution Started (16 - February - 2017)

Initiation of ACC Centers Closing (9 - Mar - 2018)

Date	Torkham Returns	Chaman Returns	ACC Applications Received	ACC Card Distributed
3 Sep - 9 Sep	192	136		
10 - 16 Sep	694	575		
17 - 23 Sep	640	667		
24 - 30 Sep	514	648		
1 - 7 Oct	364	405		
8-14 Oct	612	440		
15 - 21 Oct	517	434		
22 - 28 Oct	492	378		
29 Oct - 4 Nov	461	401		
5-11 Nov	435	387		
12 - 18 Nov	467	354		
19 - 25 Nov	299	272		
26 Nov - 2 Dec	351	251		
3-9 Dec	241	185		489,545
10 - 16 Dec	244	202		
17 - 23 Dec	198	122		
24 - 30 Dec	227	218		
31 Dec - 6 Jan	242	166		
7 - 13 Jan	176	112		
14 - 20 Jan	221	133		
21 - 27 Jan	207	163		
28 Jan - 3 Feb	285	235		
4 - 10 Feb	194	130		
11 - 17 Feb	113	146		
18 - 24 Feb	227	250		
25 Feb - 3 Mar	231	269		
4 - 10 Mar	326	211	10,613	
11 - 17 Mar	518	347		175,321
18 - 24 Mar	354	422		
25 - 31 Mar	533	436		284,964



PUSH AND PULL FACTOR RECORDED BASED ON RETURNEES RESPONSE

Push factors: Factors which discourage undocumented Afghan nationals from staying in host country.

PUSH FACTORS

- Economic Factors
- Afraid of Being Deported
- Camp Closure
- Returning Home
- Undocumented

PULL FACTORS

- Improvement in Security Situation
- Availability of Assistance in Afghanistan
- Reunion with Family and relatives
- Own Country

Pull factors: Factors which encourage undocumented Afghan nationals to return to their country of origin.

In **Torkham**, 'Economic Factors' is trending slightly upwards and is at **71%** (increase of 3 percentage points compared to last week). 'Returning Home' is also trending slightly upwards, and **70%** of the respondents cited this as a push factor (increase of 5 percentage points compared to last week). 'Afraid of Being Deported' is trending upwards and **41%** of the respondents cited this as a push factor (increase of 7 percentage points compared to last week). 'Lack of Documentation' is trending downwards and **2%** of the respondents cited this as a push factor (decrease of 14 percentage points compared to last week). Whereas **3%** of the respondents cited 'Camp Closure' as a push factor (increase of 3 percentage points) at Torkham.

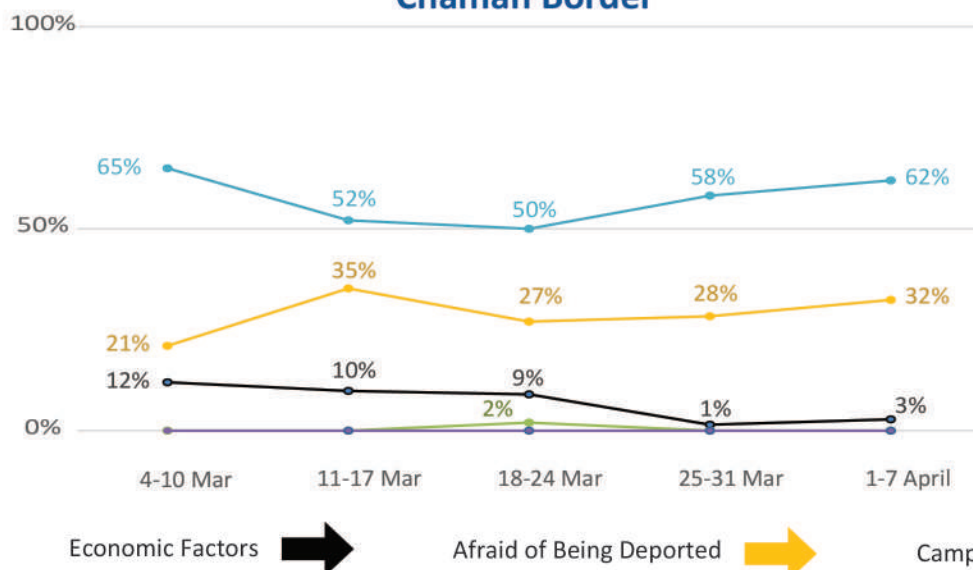
In **Chaman**, 'Returning Home' is trending upwards, and **62%** of the respondents cited this as a push factor (increase of 4 percentage points compared to last week). 'Afraid of Being Deported' is also trending upwards and **32%** of the respondents cited this as a push factor (increase of 4 percentage points compared to last week). 'Economic Factors' is trending slightly upwards and **3%** of the respondents reported this as a push factor (increase of 2 percentage points). Whereas none of the respondents cited 'Lack of Documentation' or 'Camp Closure' as a push factor at Chaman.

The indicator rated as the main pull factor for both border crossing points was 'Own Country'. For **Torkham**, **94%** of the respondents reported this as a key concern, whereas in **Chaman**, this was reported by **65%** of the respondents. The second highest concern was 'Reunion with Family / Relatives' which was at **73%** for Torkham and at **35%** for Chaman.

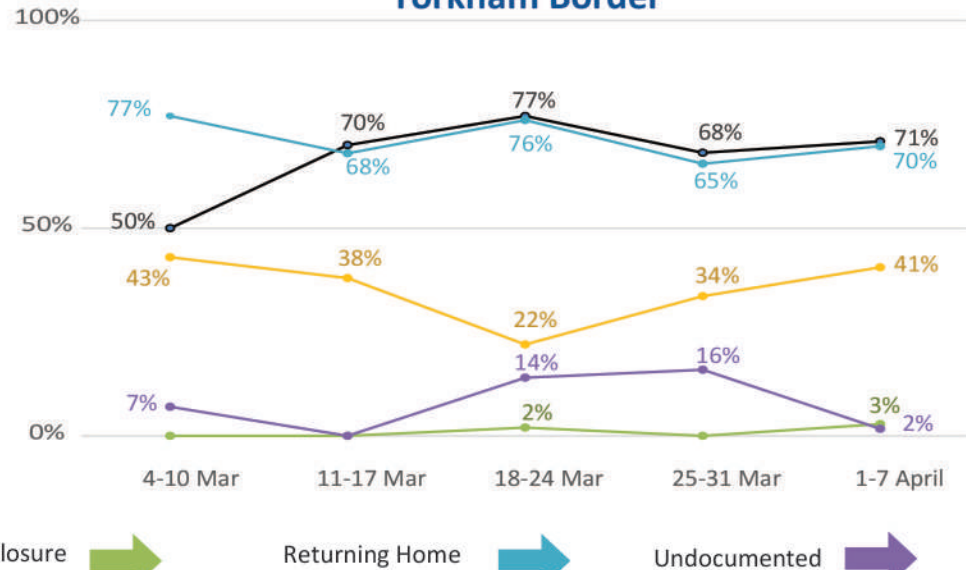
Further in **Torkham**, **2%** of the respondents reported 'Availability of Assistance in Afghanistan' as a pull factor, whereas none of the respondents reported 'Improvement in Security Situation' as a pull factor. Whereas **none** of the respondents in **Chaman** reported 'Availability of Assistance in Afghanistan' or 'Improvement in Security Situation' as a pull factor.

PUSH Factors (Weekly Trend)

Chaman Border



Torkham Border



Top three ranked destinations in Afghanistan, preferred by returnees

Selected destinations are the top ranked provinces based on the PUSH Factors responses collected by field team.

RANK 1

Kabul



RANK 2

Nangarhar



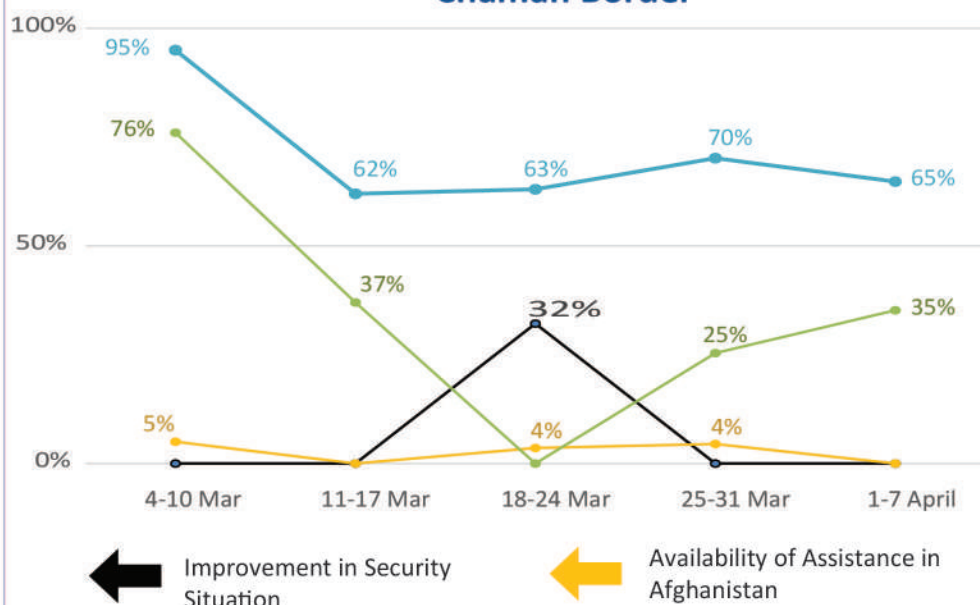
RANK 3

Kunduz

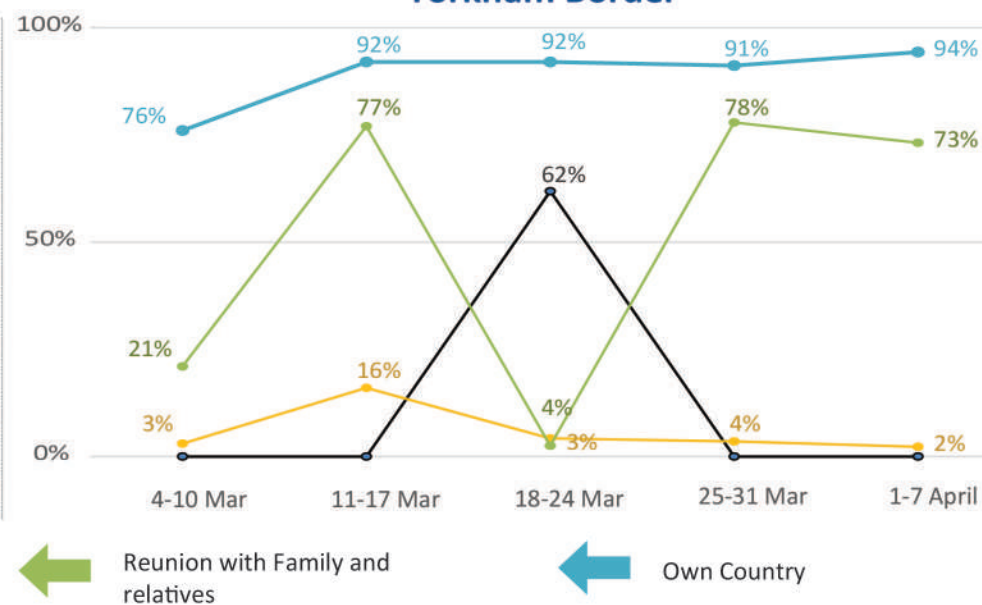


PULL Factors (Weekly Trend)

Chaman Border



Torkham Border



Top three ranked destinations in Afghanistan, preferred by returnees

Selected destinations are the top ranked provinces based on the PULL Factors responses collected by field team.

RANK 1

Nangarhar



RANK 2

Kabul



RANK 3

Kunduz





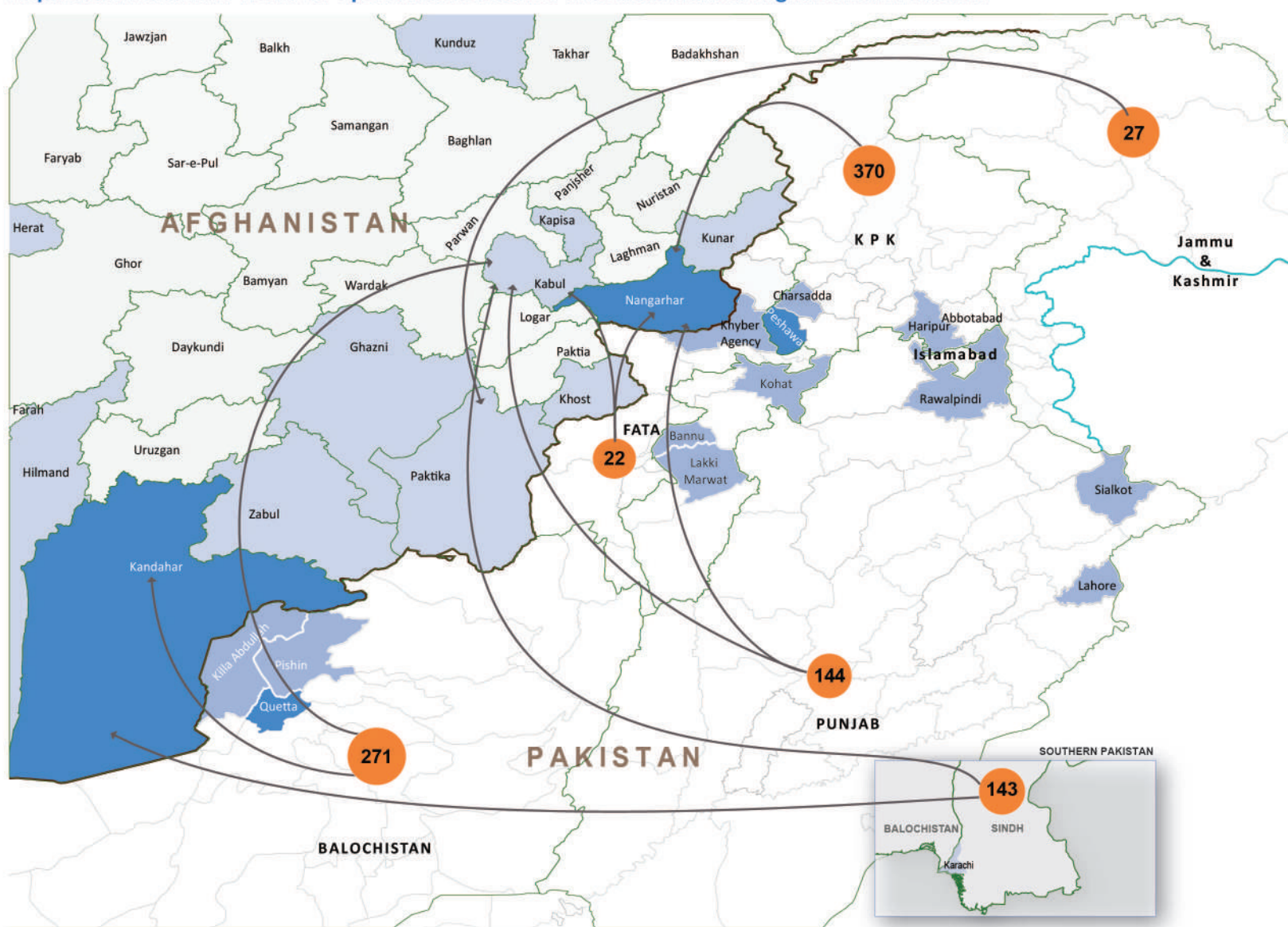
Flow Monitoring - Spontaneous Returns of Undocumented Afghans from Pakistan

1st April - 7th April, 2018



HIGH RETURN AREAS

Population Movement Trend for Spontaneous Returns of Undocumented Afghans from Pakistan



The **top 5 destination** provinces for returns are

- Kandahar (22%)
- Kabul (22%)
- Nangarhar (19%)
- Kunduz (10%)
- Ghazni (5%)




The largest **proportion of returns** is from:

- Khyber Pakhtunkhwa (37.9%)
- Balochistan (27.8%)
- Punjab (14.8%)
- Sindh (14.6%)
- Jammu & Kashmir (2.7%)
- FATA (2.2%)

Data Source: Population Census Organization, UNOCHA

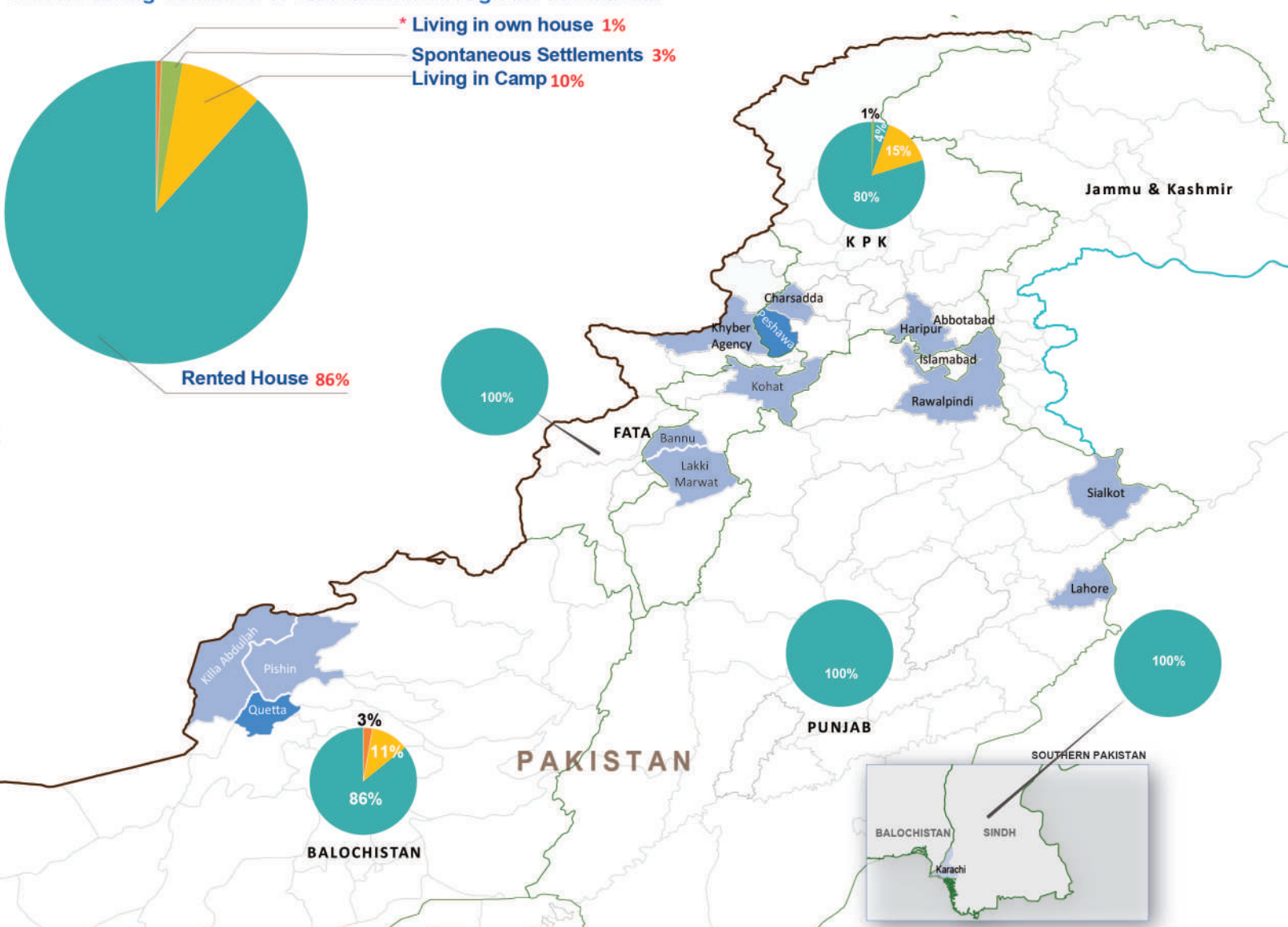
Disclaimers: The designations employed and the presentation of material on this map do not imply the expression of any opinion whatsoever on the part of the Secretariat of the United Nations concerning the legal status of any country, territory, city or area or of its authorities, or concerning the delimitation of its frontiers or boundaries. The dotted line represents approximately the line of control between India and Pakistan. The final status of Jammu and Kashmir has not yet been agreed upon by the parties.

Please note: The boundaries and names shown and the designations used on this map do not imply official acceptance or endorsement by IOM.



LIVING CONDITION IN PAKISTAN

Current Living Condition of Undocumented Afghans in Pakistan



Overall 86% of Undocumented Afghans residing in Pakistan live in **rented houses**, followed by **10%** in **camps**, whereas the remaining **4%** comprise of families that live in **spontaneous settlements** and / or in their own house.

There is a significant difference at the provincial level, where for example **100%** of undocumented Afghan families residing in **Sindh, Punjab, and FATA** live in **rented houses**, in comparison to **86%** for **Balochistan**, and **80%** for **KPK**.

It was observed that in **KPK 15%** of undocumented Afghans live in **camps** followed by **11%** in **Balochistan**, however **Sindh, Punjab, and FATA** reported no families living in **camps**.

Data Source: Population Census Organization, UNOCHA

Disclaimers: The designations employed and the presentation of material on this map do not imply the expression of any opinion whatsoever on the part of the Secretariat of the United Nations concerning the legal status of any country, territory, city or area or of its authorities, or concerning the delimitation of its frontiers or boundaries. The dotted line represents approximately the line of control between India and Pakistan. The final status of Jammu and Kashmir has not yet been agreed upon by the parties.

Please note: The boundaries and names shown and the designations used on this map do not imply official acceptance or endorsement by IOM.



* The Response for "Own House" relates to the fact that land/house is bought in the name of Pakistani relatives.