

# KEY FINDINGS

## Trends



**969,757**  
IDP individuals



**157,519**  
IDP households

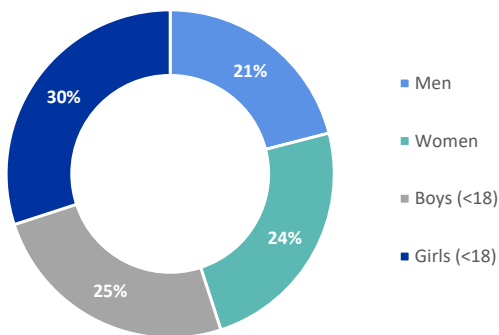
**19%** of IDPs were residing in camps/camp-like settings

**81%** of IDPs were residing among host communities

**89%** of IDPs were displaced within their state of origin

**11%** of IDPs were displaced outside their state of origin

## Demographics



79% of IDPs are women and children

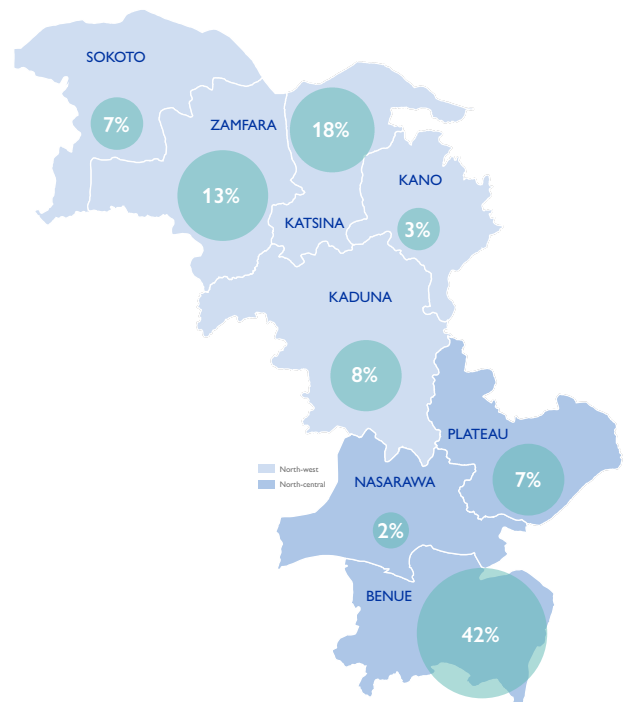


6% of IDPs are elderly (60+ years old)

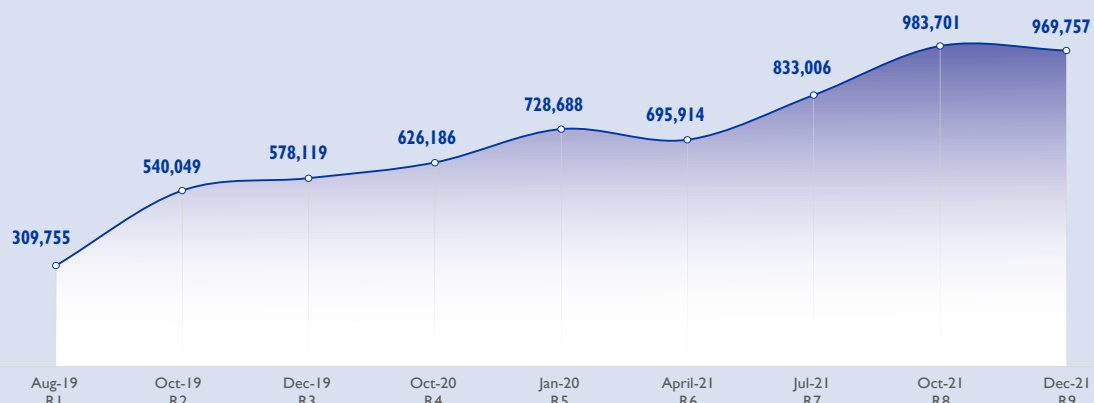


27% of IDPs are children under 5 years old

## IDP population per state



## Number of IDPs over time



All the numbers presented in this report are based on the areas that were accessible at the time of the assessment

For more information or to report an alert, please visit [displacement.iom.int/Nigeria](https://displacement.iom.int/Nigeria) or contact: DTM Nigeria: [iomnigeriadtm@iom.int](mailto:iomnigeriadtm@iom.int)