

OVERVIEW

The International Organization for Migration (IOM) in Pakistan collects data on the outflows of Afghans at the Torkham and Chaman border crossing points to better understand the movements of Afghans returning to Afghanistan.

Between 16 and 31 October 2023, 108,782 Afghan nationals spontaneously returned to Afghanistan, including 85,076 through the Torkham border point and 23,706 through the Chaman border point. In addition, border authorities forcibly returned 345 individuals due to a lack of valid documentation. Cumulatively, since 1 January 2023, IOM identified 230,567 Afghan returnees at the two border crossings, excluding those forcibly returned.

On 26 September 2023, the Ministry of Interior (MoI) in Pakistan announced its decision to enact an “Illegal Foreigners’ Repatriation Plan”. The plan comprises of mechanisms to consolidate databases of “illegal foreigners” in the country, check entry of new illegal entrants, apprehension, deportation, repatriation of illegal/overstaying foreigners.

HIGHLIGHTS

- With the “Repatriation Plan” likely being enacted as of 1 November 2023, the outflow of Afghans has increased significantly at both border crossings.
- In terms of push factors, during the current reporting period, 92 per cent of the surveyed returnee families indicated they are moving back to Afghanistan due to fear of arrest. Twenty-three per cent also indicated communal pressure as an important push factor.
- During the reporting period, five per cent of the overall flow could be considered vulnerable persons.¹ The Displacement Tracking Matrix (DTM) registered 1,943 returnees moving back to Afghanistan who were chronically ill and require medical attention, in addition to 1,472 elderly individuals, 641 persons with disabilities (PWD), and 74 Unaccompanied Minors (UMs).
- The average cost of travel from Pakistan to Afghanistan, as reported, stood at PKR 116,399 (equivalent to USD 414 as of October 31, 2023) per family, which increased by more than 10,000 PKR compared to the previous reporting period.

230,567 AFGHAN RETURNEES AT TORKHAM AND CHAMAN (BETWEEN 1 JANUARY – 31 OCTOBER 2023)

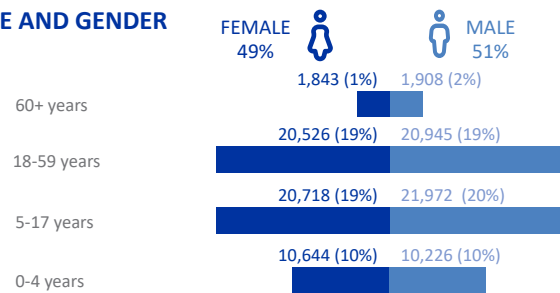
DISTRIBUTION OF RETURNEES BETWEEN 16 TO 31 OCTOBER



Undocumented	97%
ACC holder	2%
PoR Card holder	1%

This visual only applies to ACC holders and undocumented Afghans

AGE AND GENDER



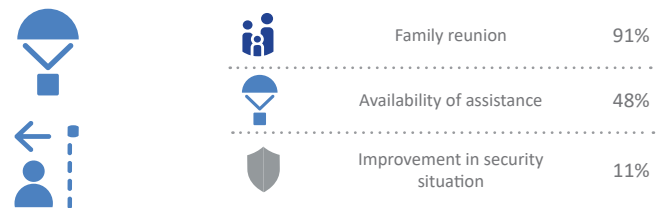
This visual only applies to ACC holders and undocumented Afghans

PUSH FACTORS (Multiple answers, N = 4,811, can exceed 100%)



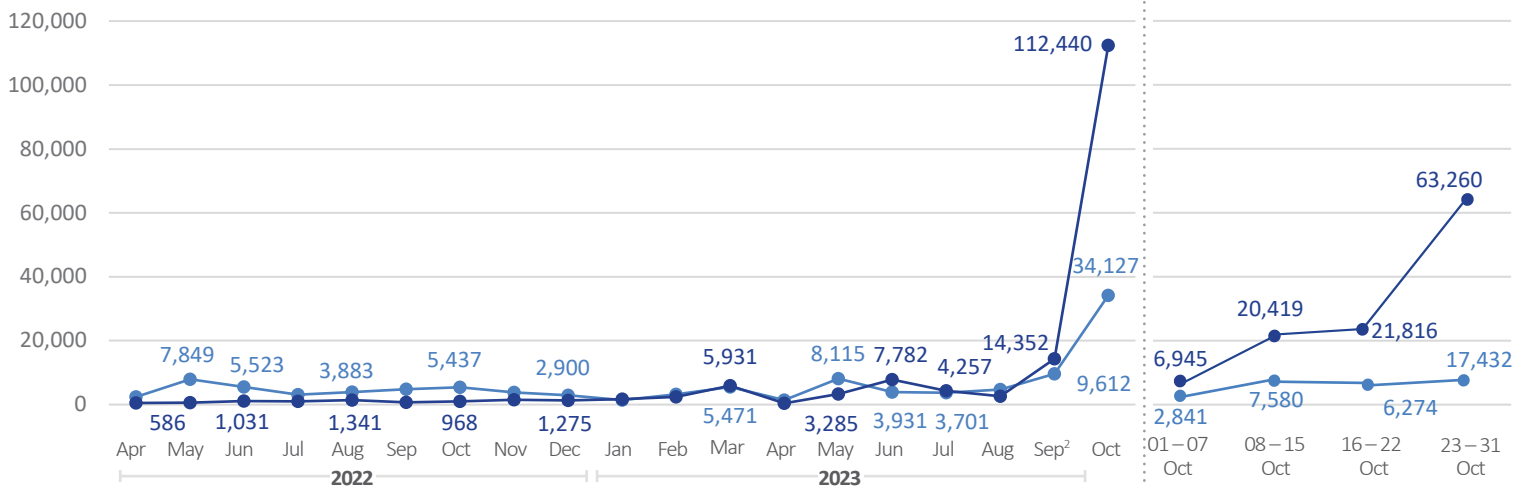
This visual only applies to ACC holders and undocumented Afghans

PULL FACTORS (Multiple answers, N = 4,811, can exceed 100%)



RETURN TREND

Chaman Torkham



¹ Vulnerable persons include: persons with disabilities, those who need medical attention, pregnant women, elderly persons, unaccompanied minors, drug addicts, mentally ill persons and widowed persons.

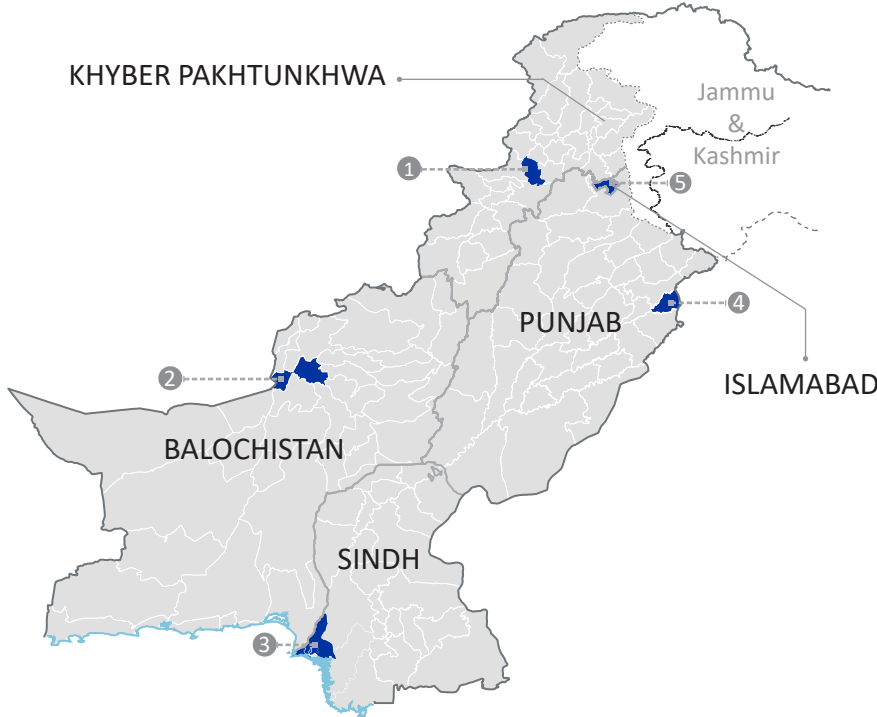
² As of 15 September 2023, IOM and UNHCR have harmonized their flow monitoring data, therefore, data prior to 15 September 2023 does not include PoR holders.

SETTLEMENT TYPE LEGEND

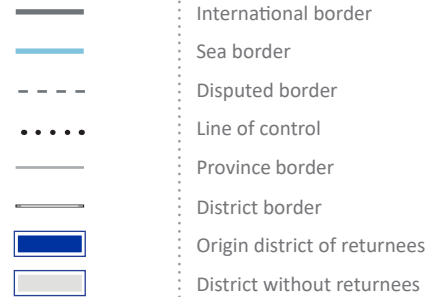


This visual only applies to ACC holders and undocumented Afghans

DISTRICTS OF ORIGIN IN PAKISTAN



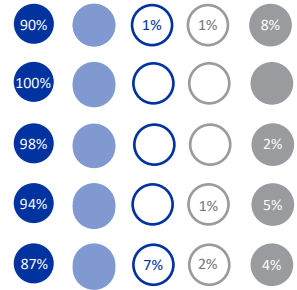
LEGEND



ORIGIN DISTRICT

ORIGIN DISTRICT	PERCENTAGE
1. Peshawar.....	15%
2. Quetta.....	9%
3. Karachi Central.....	9%
4. Lahore.....	7%
5. Islamabad.....	6%

SETTLEMENT TYPE

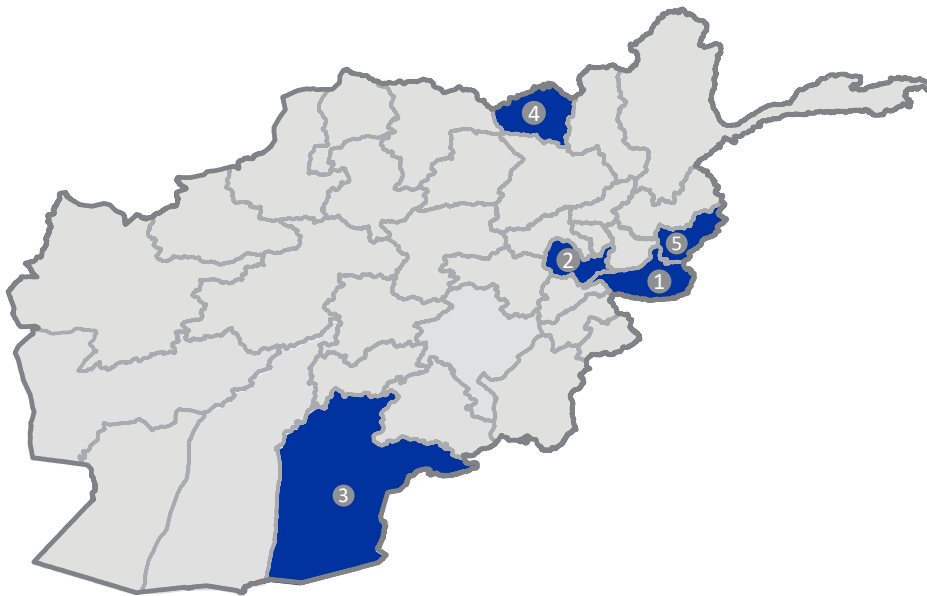


Note: This map and the following legends focus on the top 5 districts of origin in Pakistan during the reporting period from 16 – 31 October 2023

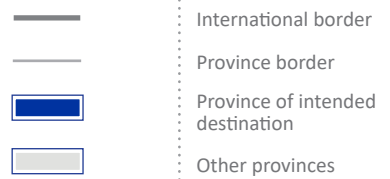
Disclaimer: Dotted line represents approximately the line of control in Jammu and Kashmir agreed upon by India and Pakistan. The final status of Jammu and Kashmir has not yet been agreed upon by the parties. The designations employed and the presentation of material on this map do not imply the expression of any opinion whatsoever on the part of IOM or United Nations concerning the legal status of any country, territory, city or area or of its authorities, or concerning the delimitation of its frontiers or boundaries.

This visual only applies to ACC holders and undocumented Afghans

PROVINCES OF INTENDED DESTINATION



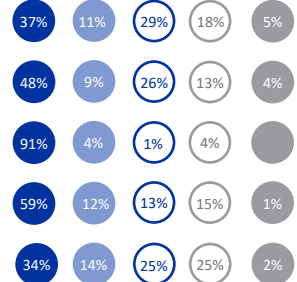
LEGEND



INTENDED PROVINCE


INTENDED PROVINCE	PERCENTAGE
1. Nangarhar.....	32%
2. Kabul.....	23%
3. Kandahar.....	15%
4. Kunduz.....	6%
5. Kunar.....	5%

SETTLEMENT TYPE



Note: This map and the following legends focus on the top 5 provinces of intended destination in Afghanistan during the reporting period from 16 – 31 October 2023

Disclaimer: The designations employed and the presentation of material throughout the report do not imply the expression of any opinion whatsoever on the part of IOM concerning the legal status of any country, territory, city or area, or of its authorities, or concerning its frontiers or boundaries.



Co-funded by the European Union