

OVERVIEW

The International Organization for Migration (IOM) in Pakistan collects data on the outflows of Afghans at the Torkham (Khyber Pakhtunkhwa), Badini, Bahramcha and Chaman (Balochistan) border crossing points (BCPs) to better understand the movements of Afghans returning to Afghanistan. The data presented below is harmonised with those from the United Nations High Commissioner for Refugees (UNHCR), who also cover Ghulam Khan (Khyber Pakhtunkhwa).

On 26 September 2023, the Ministry of Interior in Pakistan announced its decision to enact its “Illegal Foreigners’ Repatriation Plan (IFRP)”. Between 1 and 15 April 2024, 8,072 Afghan nationals returned to Afghanistan, including 6,606 through the Torkham BCP, 867 through the Chaman BCP, 599 through the Ghulam Khan BCP, while no Afghan nationals returned through the Badini and Bahramcha BCPs. In addition, border authorities deported 71 individuals due to a lack of valid documentation. Since 1 January 2024, IOM identified 62,370 returns at the four BCPs.

HIGHLIGHTS

- During this reporting period (1 – 15 April 2024), DTM teams have observed an increase of seven per cent in returns compared to the last two weeks of March 2024.
- There has been no marked increase in returns over the last reporting periods. Figures remain low since February 2024.
- Cumulatively, from 15 September 2023, 553,261 individuals have returned to Afghanistan. Ten per cent (62,370 individuals) of this total have returned since 1-January 2024.
- In terms of reasons for outflows, during the current reporting period, 92 per cent of the surveyed returnee families indicated they are moving back to Afghanistan due to fear of arrest.
- During the reporting period, one per cent of the overall flow could be considered vulnerable persons.
- The average cost of travel was higher from the border to the point of destination (PKR 38,230 or USD 137) compared to the point of origin to the border (PKR 30,311 or USD 109).

8,143 AFGHAN NATIONALS RETURNED TO AFGHANISTAN BETWEEN 1 APRIL – 15 APRIL 2024

DOCUMENTATION TYPE (N = 8,072)

	Undocumented	95%
	ACC holder	3%
	PoR holder	2%

AGE AND GENDER* (N = 7,473)

Female		Male	
49.7%	60+	50.3%	(86) 1.2%
(1,286) 17.2%	18 – 59	(1,232) 16.5%	
(1,440) 19.3%	5 – 17	(1,793) 24.0%	
(903) 12.0%	0 – 4	(646) 8.6%	

VULNERABILITY TYPE^{1*} (N = 7,473)

	38% Chronically ill people		34% Elderly (60+)		23% Widowed (female)
	3% Persons with disabilities		1% Pregnant women		1% Other

REASONS FOR OUTFLOW (TOP 4)* (Multiple answers, N = 124, can exceed 100%)

	Fear of arrest	92%
	Communal pressure to return	16%
	Business/trade reason	4%
	Unable to pay house rent	3%

REASONS FOR DESTINATION (TOP 4)* (Multiple answers, N = 124, can exceed 100%)

	Family reunion	82%
	Availability of assistance	65%
	Family member deported	6%
	Returning to own house	3%

AVERAGE COST OF TRAVELLING* (N = 124)

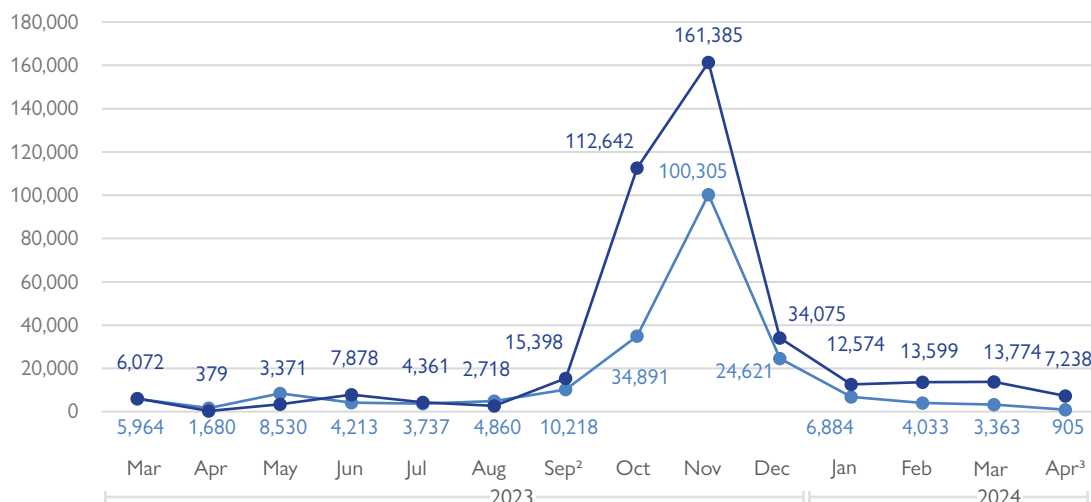
	Total average travelling cost	PKR 68,541 or USD 246
	Origin to border	PKR 30,311 or USD 109
	Border to destination	PKR 38,230 or USD 137

Exchange rates are PKR 278 to USD 1 according to the UN Operational Rates of Exchange on 15 April 2024.

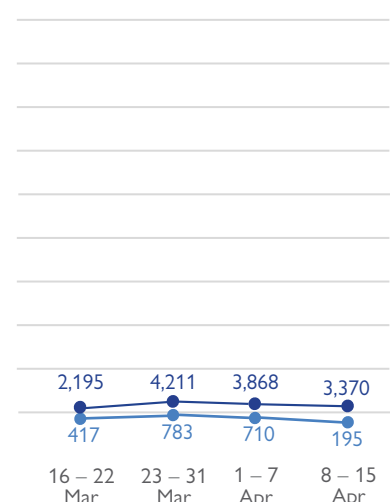
RETURN TREND

● Khyber Pakhtunkhwa (Torkham and Ghulam Khan) ● Balochistan (Badini, Bahramcha and Chaman)

MONTHLY TREND



WEEKLY TRENDS (LAST FOUR WEEKS)



¹ An asterisk means the visual only applies to ACC holders and undocumented Afghans returning through Torkham, Badini, Bahramcha and Chaman, excluding deportees and data collected by UNHCR.

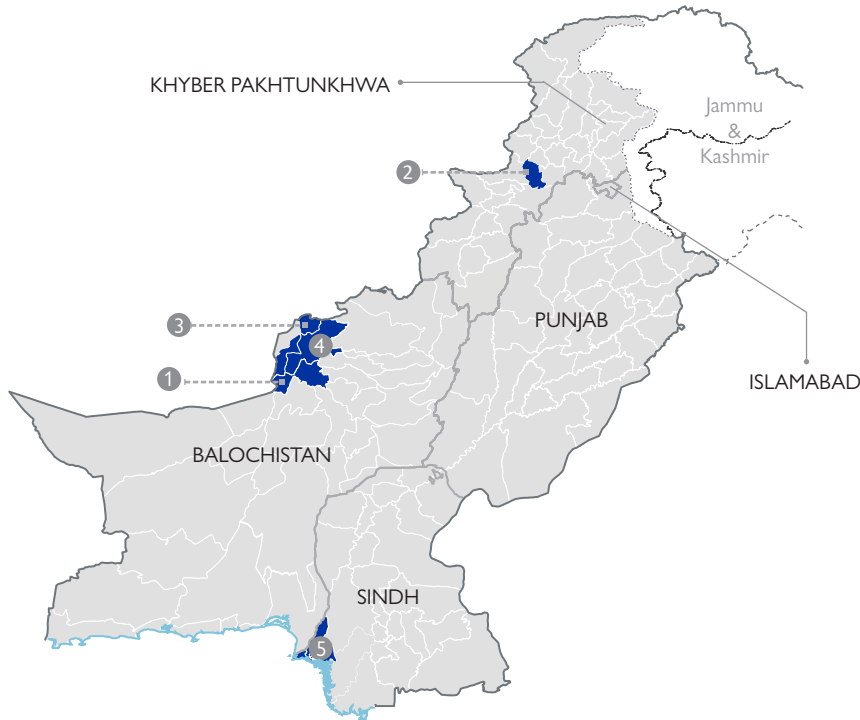
² Percentages are expressed as a proportion of the total number of vulnerable persons.

³ As of 15 September 2023, IOM and UNHCR have harmonized their flow monitoring data, therefore, data prior to 15 September 2023 does not include PoR holders

⁴ The number represented on the graph covers the period until 15 April 2024.

● Rented house ○ Spontaneous settlement ● Own house ● Camp ○ Living with relatives

DISTRICTS OF ORIGIN IN PAKISTAN (TOP 5)* (N = 124)



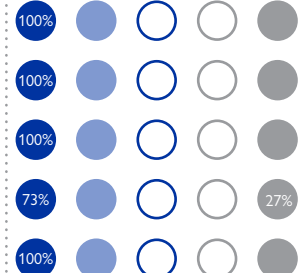
LEGEND

- International border
- Sea border
- - - Disputed border
- Line of control
- Province border
- District border
- Origin district of returnees
- District without returnees

ORIGIN DISTRICT

ORIGIN DISTRICT	Percentage
1. Quetta	36%
2. Peshawar	20%
3. Killa Abdullah	14%
4. Pishin	9%
5. Karachi Central	8%

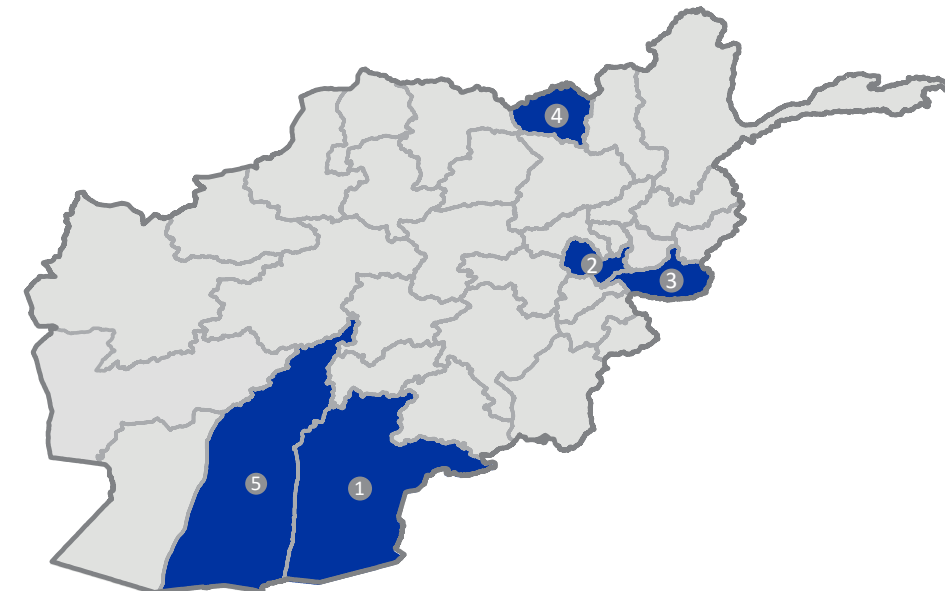
SETTLEMENT TYPE



Note: This map and the following legends focus on the top 5 districts of origin in Pakistan during the reporting period from 1 – 15 April 2024

Disclaimer: Dotted line represents approximately the line of control in Jammu and Kashmir agreed upon by India and Pakistan. The final status of Jammu and Kashmir has not yet been agreed upon by the parties. The designations employed and the presentation of material on this map do not imply the expression of any opinion whatsoever on the part of IOM or United Nations concerning the legal status of any country, territory, city or area or of its authorities, or concerning the delimitation of its frontiers or boundaries.

PROVINCES OF INTENDED DESTINATION (TOP 5)* (N = 124)



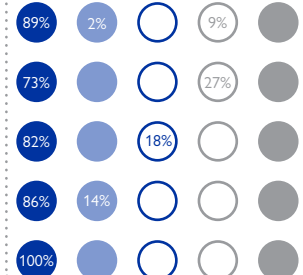
LEGEND

- International border
- Province border
- Province of intended destination
- Other provinces

INTENDED PROVINCE

INTENDED PROVINCE	Percentage
1. Kandahar	43%
2. Kabul	18%
3. Nangarhar	14%
4. Kunduz	6%
5. Hilmand	4%

SETTLEMENT TYPE



Note: This map and the following legends focus on the top 5 provinces of intended destination in Afghanistan during the reporting period from 1 – 15 April 2024

Disclaimer: The designations employed and the presentation of material on this map do not imply the expression of any opinion whatsoever on the part of IOM or United Nations concerning the legal status of any country, territory, city or area or of its authorities, or concerning the delimitation of its frontiers or boundaries.

* An asterisk means the visual only applies to ACC holders and undocumented Afghans returning through Torkham, Badini, Bahramcha and Chaman, excluding deportees and data collected by UNHCR.