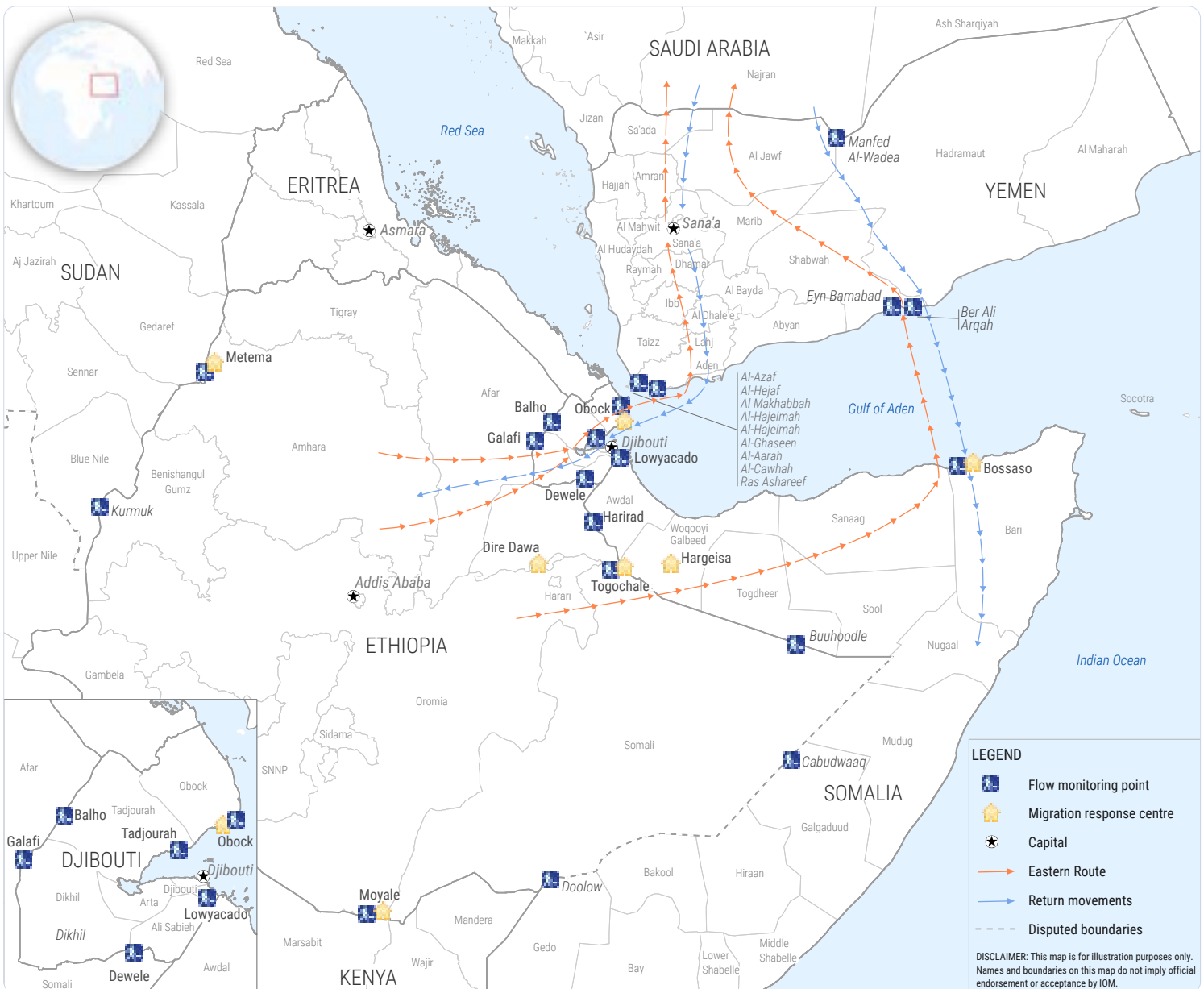


About the report

The Horn of Africa and Yemen is one of the busiest and riskiest migration corridors in the world travelled by hundreds of thousands of migrants, the majority of whom travel in an irregular manner, often relying on smugglers to facilitate movement along the Eastern Corridor. This regional report provides monthly updates on the complex migratory dynamics through [Ethiopia](#), [Djibouti](#), [Somalia](#) and [Yemen](#) based on diverse data sources and consultations with key informants in the four countries. Moreover, it provides information on the main protection concerns for migrants along the journey, [a focus on children](#) and information on the [forced returns from Saudi Arabia](#) to Ethiopia, Somalia and Yemen.

Key findings:

- The number of children exiting Ethiopia increased by 13% between January (725) and February (816). Of these children, 70% (574) were travelling alone in February (64% in January), which represents a 23% increase from January (465).
- Movements returning to Obock more than doubled (+127%) between January (616) and February (1,397). In fact, the number of return movements in February is the highest reported through flow monitoring since March 2022 (1,590).
- The number of stranded migrants in Somalia increased by 18% between January (7,450) and February (8,800). Stranded women, in particular, have increased by 82% in the past month (from 1,680 to 3,050). In fact, while in January they represented around one quarter of the stranded migrants (23%), in February they represented more than a third (35%).
- The number of women arriving in Yemen from the Horn of Africa increased by around one-fifth (21%) between January (308) and February (372), representing 21% of arrivals in February (18% in January).



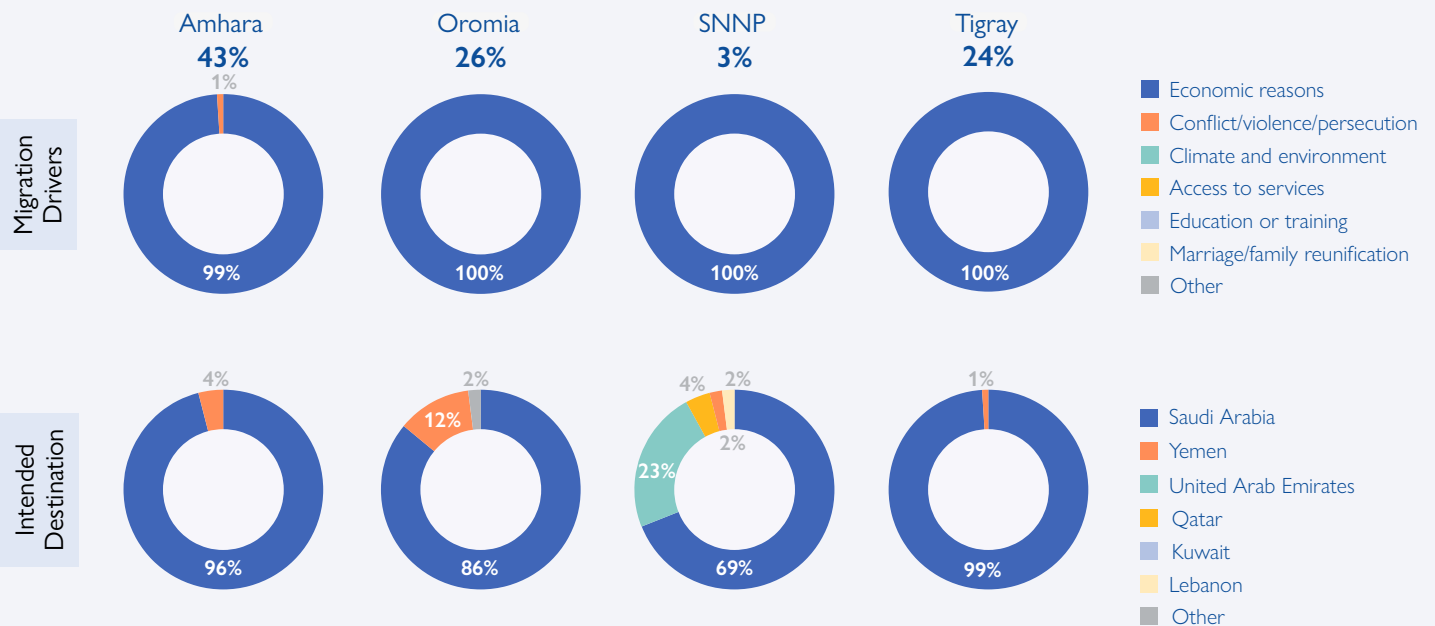
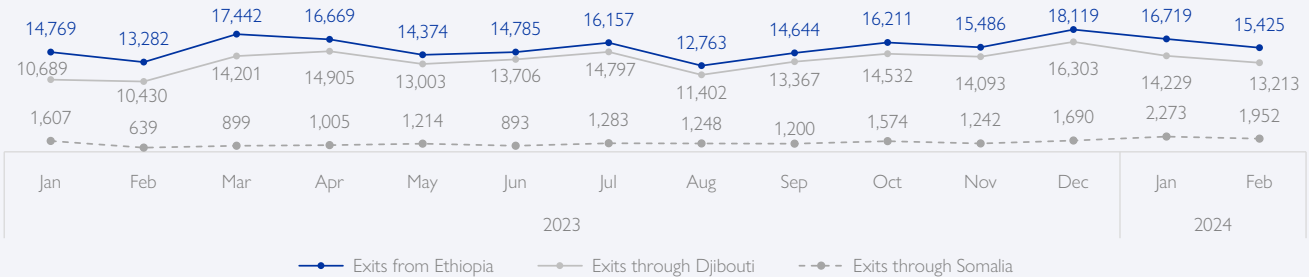

Migration Through Ethiopia

- For a second consecutive month, overall exits movements from Ethiopia observed a slight decrease (-8%) between January (16,719) and February (15,425).
- Despite this decrease, the number of children exiting Ethiopia increased by 13% between January (725) and February (816). Of these children, 70% (574) were travelling alone in February (64% in January), which represents a 23% increase from January (465). Moreover, more than one in ten children were heads of household (14%).
- While most migrants continue to report Saudi Arabia as their intended final destination, migrants travelling to Qatar increased by 47% between January (57) and February (84).
- After a decrease in return movements to Ethiopia between December 2023 and January 2024 (-32%), February (286) observed a significant increase (+83%) in return movements, the highest since August 2023 (290).
- Return movements to Oromia doubled between January (89) and February (177), representing more than half of returns (62%), while returns to Amhara increased by 56% (from 54 to 84).
- Women and children formed around half (45%) of people seeking assistance at Migration Response Centers (MRCs) in February.
- Migrants at MRCs continue to report high rates of hardships, with 97% of people at the MRC in Metema reporting physical/psychological abuse in February, 67% of people in Togochale reporting detention, and almost all migrants in Moyale reporting detention, including unaccompanied child migrants.
- Field teams report that migrants reaching the MRC in Togochale increased from January 2024 (23) to February (144) due to cross-border security tensions between Ethiopia and Somalia.

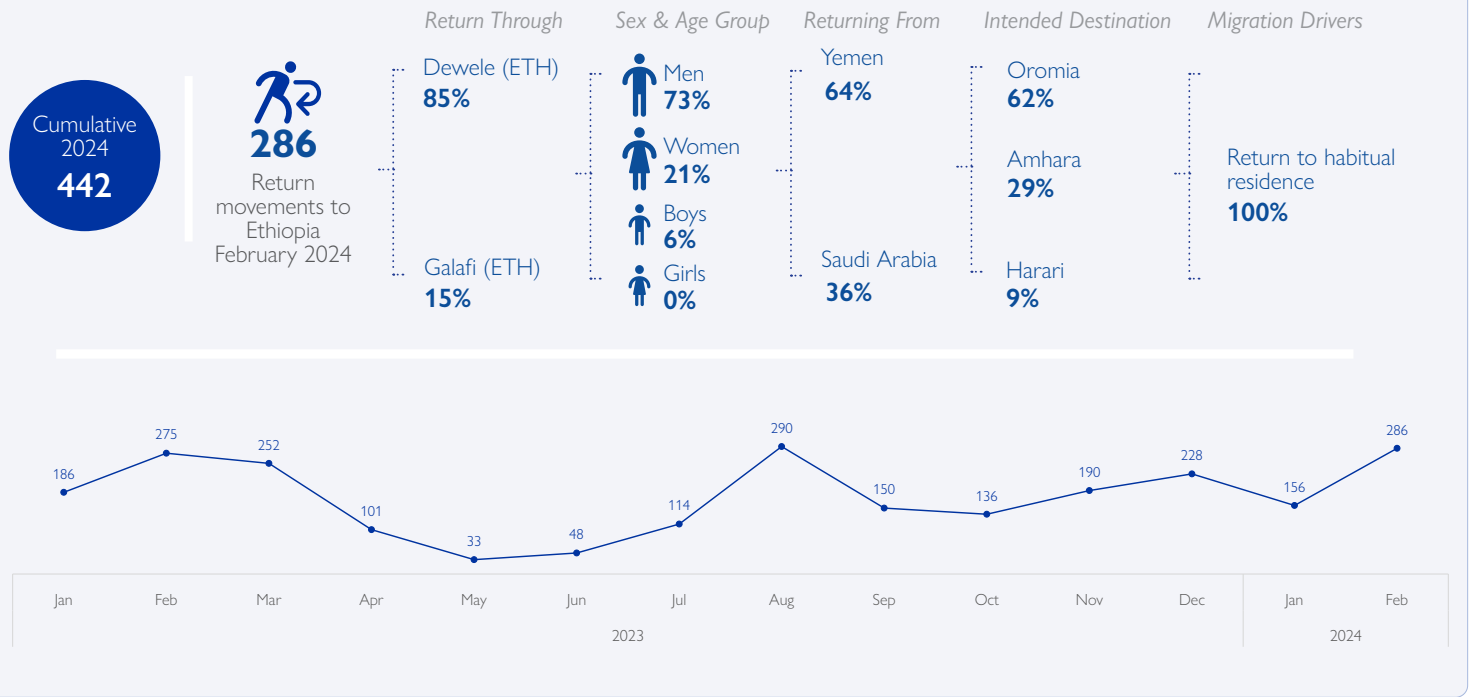
Exits from Ethiopia

Cumulative 2024
32,144

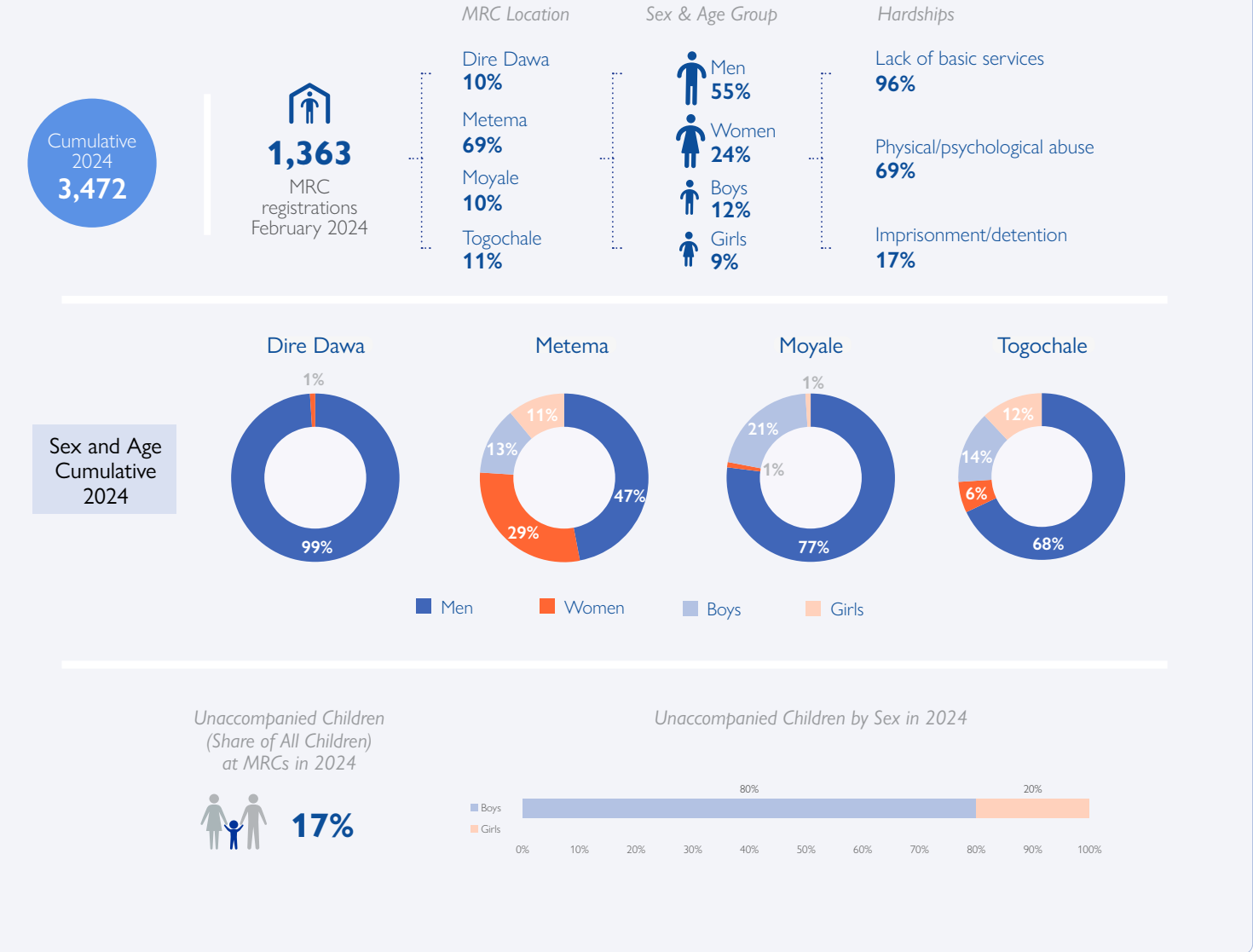
15,425
Exit movements from Ethiopia February 2024



Return Movements to Ethiopia



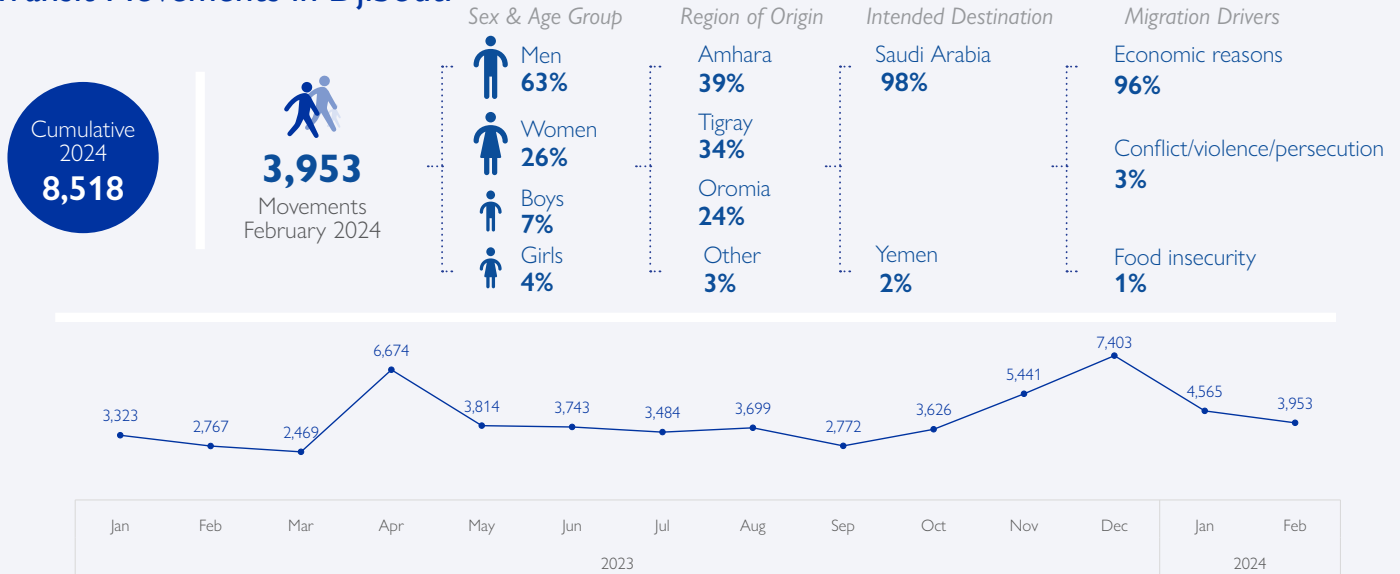
Migrants Seeking Assistance



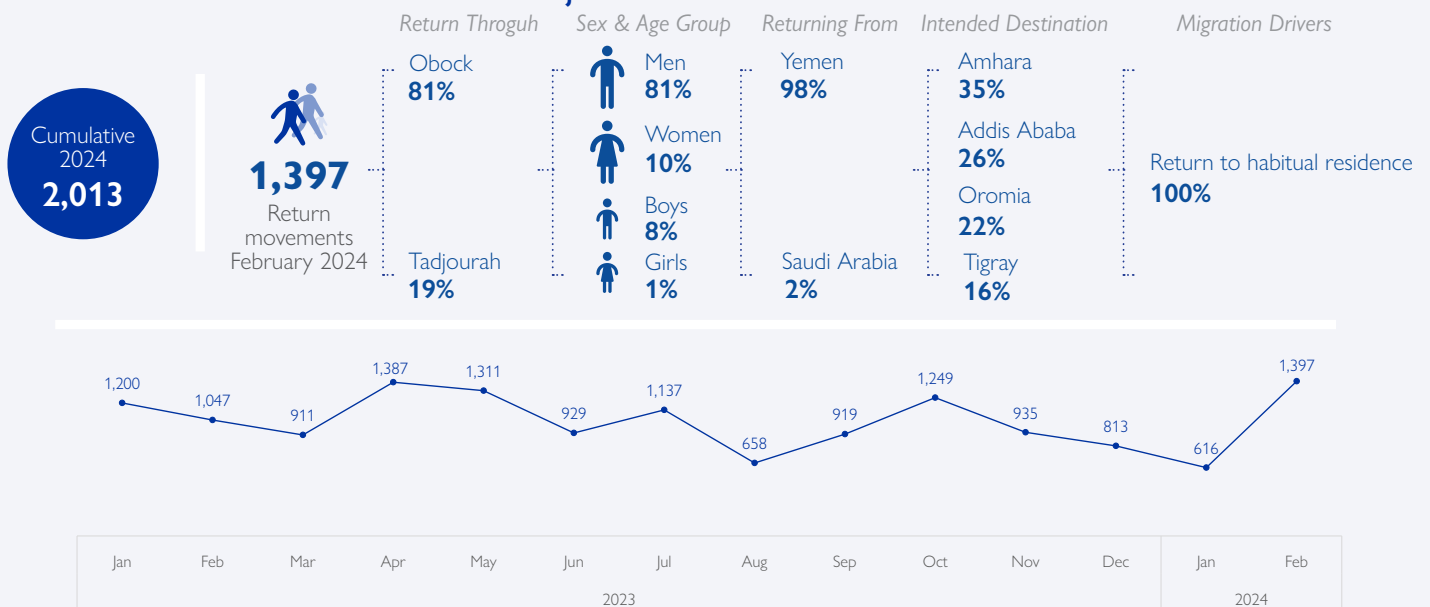
Migration Through Djibouti

- For a second consecutive month, movements towards the Arabian Peninsula tracked in Obock decreased, although the decrease between January and February (-13%) was more moderate than the one observed between December 2023 and January 2024 (-38%).
- Despite this decrease, movements originating from Afar (+122%) and Dire Dawa (+79%) increased significantly between January (27 from Afar and 24 from Dire Dawa) and February (60 and 43).
- Contrary to movements towards the Arabian Peninsula, movements returning to Obock more than doubled (+127%) between January and February. In fact, the number of return movements in February is the highest reported through flow monitoring since March 2022 (1,590).
- In February there were six return movements tracked returning from Yemen to Djibouti, totalling to 16 so far in 2024, all of which were tracked at the Lowyacado FMP at the border between Djibouti and Somalia.
- The number of stranded migrants (750) increased by 15% from January (619). This increase was particularly pronounced in boys (+115%, from 103 to 221), who represented 31% of stranded migrants (17% in January).
- Around one in three (32%) people registered at the MRC in Obock were children, almost all of whom were boys (96%).
- On 9 February, a woman died by drowning while in transit off the coast of Djibouti.

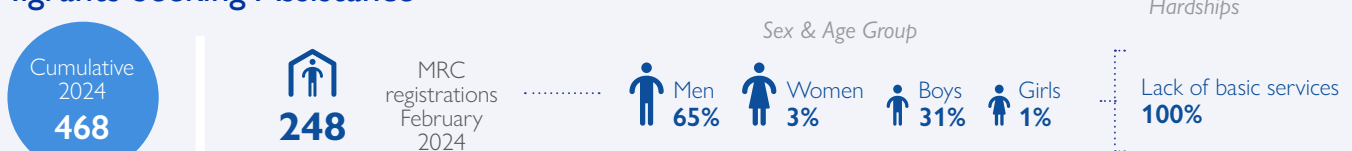
Transit Movements in Djibouti



Return Movements to Obock and Tadjourah



Migrants Seeking Assistance



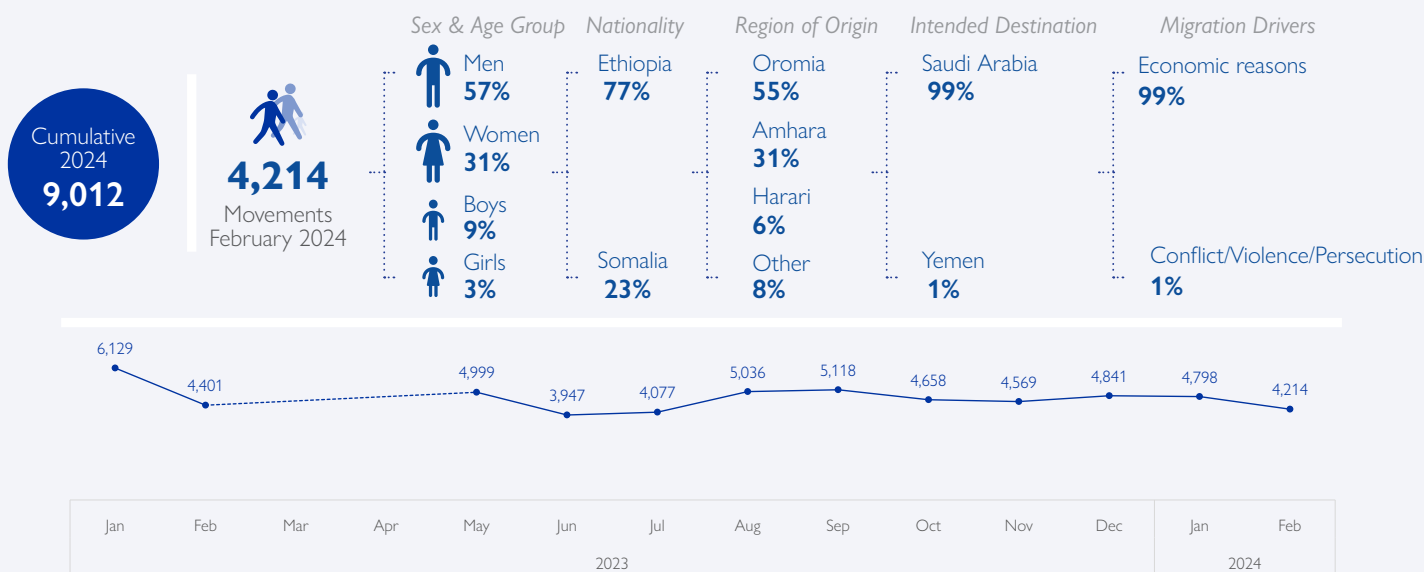
710 Stranded migrants February 2024

1 Dead/missing migrants February 2024

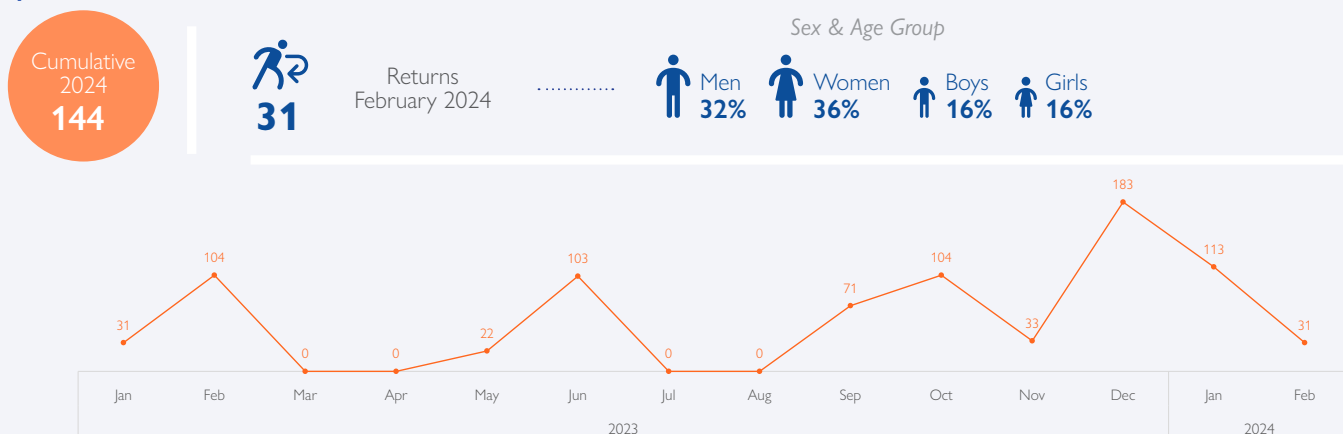
Migration Through Somalia

- Movements tracked in Bossaso travelling towards the Arabian Peninsula observed a small decrease (-12%) between January and February.
- Movements of those departing from Dire Dawa in Ethiopia more than doubled (+121%) from the previous month (from 76 to 168), while those departing from Harari (+84%) and Oromia (+63%) also observed a significant increase (from 129 to 238 and from 1,436 to 2,338, respectively). Contrarily, movements departing from Tigray (-68%), Afar (-42%) and Amhara (-42%) decreased.
- Although the overall number of children travelling alone decreased (-39%) between January (263) and February (160), around one third (31%) of migrant children (69% boys and 31% girls) continued to travel alone (52% in January). Also, the number of boys on the move slightly increased (+7%) from the previous month (from 370 to 397), of whom around one fifth were migrating alone (21%).
- In February, seven movements were tracked in Lowyacado FMP returning from Yemen to Somalia, totalling to 24 so far in 2024.
- The number of stranded migrants increased by 18% between January (7,450) and February (8,800). The increase in the number of stranded migrant women was particularly pronounced (+82%, from 1,680 to 3,050). In fact, while in January they represented around one quarter of the stranded migrants (23%), in February they represented more than a third (35%).
- Migrants continue to report challenges along their journey, such as those transiting through Buuhoodle FMP, who mentioned that they have experienced lack of food and shortage of water during their travels as most of the water sources along their routes are dry. Similarly, some migrant women transiting through Cabudwaaq, some of whom were pregnant and reported sickness.
- Around half (45%) of people seeking assistance in Hargeisa and Bossaso were children (58% boys and 42% girls), 37% of whom were unaccompanied.
- At the MRC in Bossaso, two-thirds (66%) of people reported experiencing health issues.

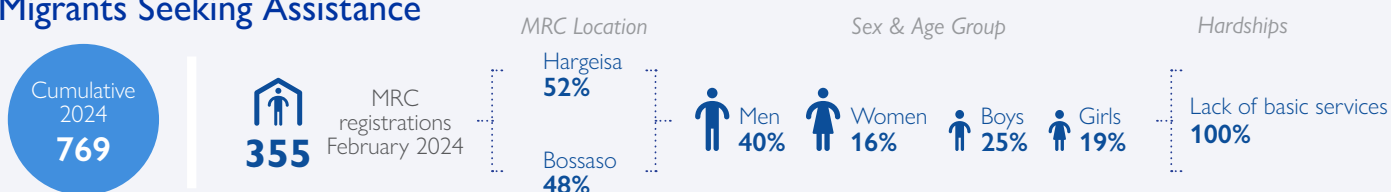
Transit Movements in Somalia



Spontaneous Returns from Yemen to Somalia



Migrants Seeking Assistance



8,800 Stranded migrants February 2024


None reported Dead/missing migrants February 2024

Dead/missing migrants February 2024

Migration Through Yemen

- Migrant arrivals from the Horn of Africa to Yemen remained similar between January (1,737) and February (1,744).
- However, the number of women arriving in Yemen from the Horn of Africa increased by around one-fifth (21%) between January (308) and February (372), representing 21% of arrivals in February (18% in January).
- Due to the campaign against irregular migration in the Bab-al Mandab Strait, which has been ongoing since August 2023, the monthly number of arrivals from Yemen to Djibouti remained below 600 (548 in September 2023), with no arrivals from Djibouti reported in October 2023 and February 2024. Contrarily, arrivals from Somalia increased by 14% (from 1,527 to 1,744).
- In February, all the arrivals to Yemen were tracked along the Shabwah coast. In fact, since October 2023, there have only been 110 movements tracked at the Lahj coast, which used to observe large numbers of migrants arriving from Djibouti before the campaign against irregular migration in the Bab-al Mandab Strait began in August 2023.
- Although conflict-induced movements continue to constitute the main migration driver (56%) of migrants arriving in Yemen, these decreased by a quarter (-25%) between January (1,315), when they represented over three quarters of all arrivals (76%), and February (985).
- Contrarily, economic reasons as a push factor for migration increased by more than three quarters (80%) between January (422) and February (759), thus increasing the share of economic migration from 24% in January to 44% in February.
- The deteriorating humanitarian crisis in Yemen has forced many migrants to make the difficult decision to return to their home countries in the Horn of Africa, while others are reported to have been deported by authorities.
- DTM teams on the field were able to track 2,326 migrants during February 2024 who either opted to take the risky journey back to their countries or were deported by boat. However, DTM teams in Djibouti were only able to track 1,397 arrivals in Obock and Tadjourah.
- More than 1,000 stranded migrants in Yemen were able to safely return to their countries of origin after receiving Voluntary Humanitarian Return Assistance from IOM in February. However, IOM estimates that at least 10,000 stranded migrants are urgently seeking VHR assistance in 2024.

Arrivals in Yemen



40,000

Stranded migrants February 2024

None Reported

Dead/missing migrants February 2024

Migrant Children Along the Eastern Corridor

Cumulative
2024
4,460

2,263
Migrant children
February 2024

Djibouti
33%
Ethiopia
28%
Somalia
23%
Yemen
16%

Boys
67%
Girls
33%

40%
Unaccompanied
6%
Heads of household

531
Migrant children seeking assistance
February 2024

In Djibouti
15%
In Ethiopia
55%
In Somalia
30%

Boys
63%
Girls
37%

49

Migrants surveyed who are caring for children (10% of all respondents)
February 2024

Left children behind in the country of origin
86%

Travelling with children
12%

Having children in the country of intended destination
2%

Caretakers of children not travelling with the migrant parent

My spouse/partner
66%

Grandparents or extended family
30%

My older children (18 and over)
2%

Other
2%

Forced Returns from Saudi Arabia



4,540

Returns
February 2024

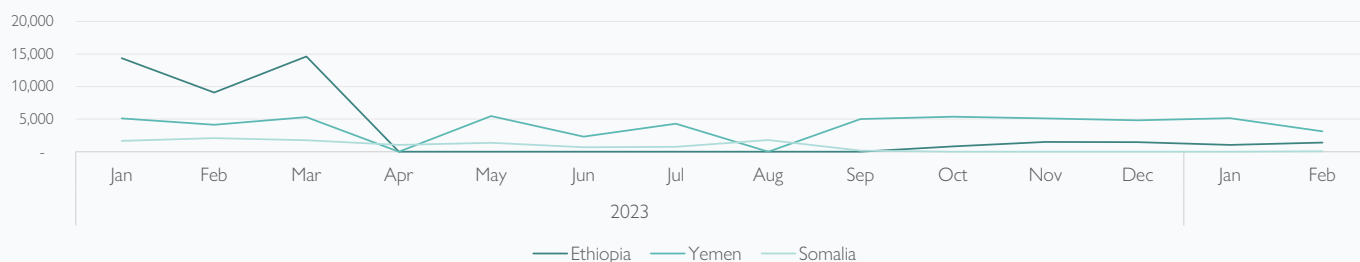
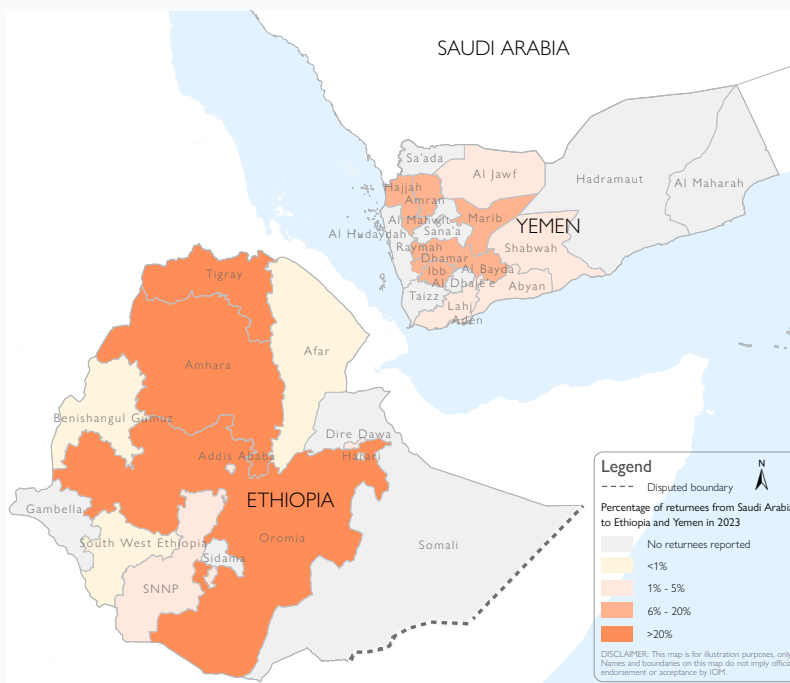
Cumulative
2024
10,714

Returns to

Country	February 2024	Cumulative 2024
Ethiopia	1,381	2,407
Yemen	3,116	8,264
Somalia	43	43

Region of intended return
in Ethiopia 2024

Region	Percentage
Oromia	31%
Amhara	37%
Tigray	28%
SNNP	2%
Addis Ababa	1%



Data Sources

- [Displacement Tracking Matrix \(DTM\)](#) data collected at flow monitoring points (FMPs), which includes flow monitoring registry (group level) and flow monitoring survey (individual level) data
- [Migration Response Centre \(MRC\)](#) data on migrants seeking assistance, including data on assisted voluntary return and reintegration (AVRR)
- Voluntary humanitarian returns (VHR) from Yemen
- [Forced returns from Saudi Arabia](#)
- [Missing Migrants Project \(MMP\)](#) data on migrant deaths and disappearances

Contact

Regional Data Hub (RDH), IOM Regional Office for East and Horn of Africa
rdhronairobi@iom.int

For more information on the RDH products:
eastandhornofafrica.iom.int/regional-data-hub