

FLOW MONITORING OF VENEZUELAN MIGRATION

ROUND 2



IOM • OIM

DTM

THE UN MIGRATION AGENCY

DISPLACEMENT TRACKING MATRIX (DTM)
IOM PERU



INTRODUCTION

The growing flow of Venezuelan migrants to other South American countries as well as to other regions is of special interest to the International Organization for Migration (IOM) in its objective to promote safe, orderly and regular migration practices based on respect for the right of the migrant.

This increase in migration poses pressing challenges for countries such as Peru. Being one of the main destinations for Venezuelan migrants, there is a need for data to support the Peruvian government and stakeholders working on the migration issue and the development of concrete actions for the benefit of this population. For this reason, IOM Peru has been conducting a series of investigations with the purpose of providing accurate and timely information on the migration procedure.

According to official sources¹, the difference between entries and exits by Venezuelan migrants in 2016 was 10,247 individuals; in 2017, this number increased considerably with a total difference of 106,771. As of January 2018, 51,955 Venezuelans have entered the country. Of this population, 45,090 entered through the CEBAF Tumbes border control point at the border with Ecuador. In the same month, 18,040 left Peru, of which 11,551 left through the Santa Rosa de Tacna BCP at the Chilean border. These two border control points report the highest numbers of migrants entering and exiting Peru.

Faced with this process, the response of the Peruvian government has been the promotion of measures to regularize the quality of the procedures concerning Venezuelan migration, with the main objective being the access to basic services that guarantee their protection within the country.

Continuous and exhaustive monitoring is required to obtain a better understanding of the general profile of this population, their migratory route, their economic and labor situation, their living conditions and the main risks to protection that they face. All of this will allow the government, society and international cooperation to continue working on concrete actions to improve the quality of life of this population.

¹Source: National Superintendence of Migrations of Peru

INDEX

- I. METHODOLOGY
- II. PROFILE OF VENEZUELAN SURVEYED
- III. MIGRATORY STATUS
- IV. MIGRATORY ROUTE
- V. ECONOMIC AND LABOR SITUATION
- VI. LIVING CONDITIONS IN METROPOLITAN LIMA
- VII. SAFETY RISKS
- VIII. SUMMARY

I. METHODOLOGY

IOM seeks to understand the migration process in depth through the implementation of the Displacement Tracking Matrix – DTM, a global tool of IOM that captures, processes and disseminates information on the different phases of human mobility from sites of displacement and the needs of these populations around the world.

DTM Peru has implemented two rounds on “Monitoring the Venezuelan migration flow”:

- (i) Round 1 (R1) was implemented at the northern and southern borders of Peru between the months of September and October 2017².
- (ii) Round 2 (R2), the subject of this report, was applied in the cities of Tumbes, Tacna and Metropolitan Lima between December 2017 and January 2018.

For the development of this study, a site evaluation was carried out near the border areas, in order to better understand where most of the Venezuelan migrants entered and left the country through regular border control points, avoiding irregular entry.

The R2 DTM was implemented at the two official border control points (BCPs): the BCP CEBAF in Tumbes, at the border with Ecuador and the BCP Santa Rosa in Tacna, at the border with Chile. In addition, four flow monitoring points were reported within Metropolitan Lima. In total, R2 could obtain direct information from 2,760 Venezuelan migrants that were surveyed.

² For more information about the results from Round 1, visit: <http://www.globaldtm.info/es/espanol-peru-flujo-migratorio-venezolano-1-noviembre-2017/>

GLOSSARY OF TERMS

Migration flow: The number of migrants counted as moving or being authorized to move to, or from, a given location in a defined period of time (IOM, 2011).

Migrant: Any person who is moving or has moved across an international border or within a State away from his/her habitual place of residence, regardless of (1) the person’s legal status; (2) whether the movement is voluntary or involuntary; (3) what the causes for the movement are; or (4) what the length of stay is.

Border Control Point (BCP): Official point put in place by the State for the control of migrants at the borders.

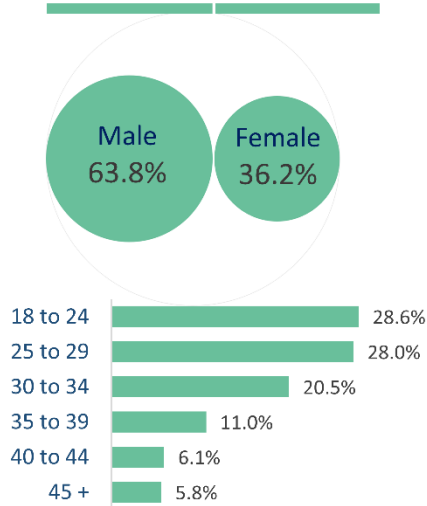
Refugee: A person who, “owing to a well-founded fear of persecution for reasons of race, religion, nationality, membership of a particular social group or political opinions, is outside the country of his nationality and is unable or, owing to such fear, is unwilling to avail himself of the protection of that country. (Art 1(A) (2), Convention relating to the Status of Refugees, Art. 1A (2), 1951 as modified by the 1967 Protocol). In addition to the refugee definition in the 1951 Refugee Convention, Art. 1(2), 1969 Organization of African Unity (OAU) Convention defines a refugee as any person compelled to leave his or her country “owing to external aggression, occupation, foreign domination or events seriously disturbing public order in either part or the whole of his country or origin nationality.” Similarly, the 1984 Cartagena Declaration states that refugees also include persons who flee their country “because their lives, security or freedom have been threatened by generalized violence, foreign aggression, internal conflicts, massive violations of human rights or other circumstances which have seriously disturbed public order.” (IOM, 2011).

Temporary Residence Permit: A document issued by the department of the National Superintendence of Migrations of Peru that grants for a period of one year the approval of the regular migration situation in the country where Venezuelan citizens migrate ; as well as access to services and activities under the Peruvian legislation.

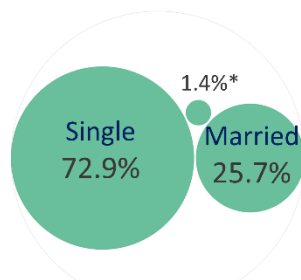
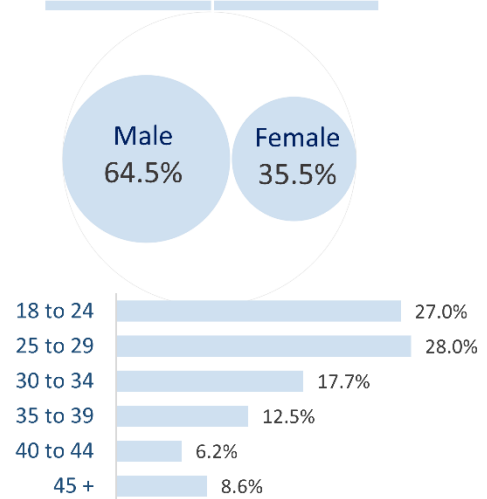
II. PROFILE OF VENEZUELANAS SURVEYED

Out of the total of Venezuelan migrants surveyed at the BCPs and in Metropolitan Lima, more than 60% are men. They are mostly young and adults, with ages ranging from 18 to 39 years old. The age ranges with the highest percentage are between 18 and 24 years and between 25 and 29 years old. Most of the people surveyed are single, (72% at BCPs and 58.3% in Metropolitan Lima). More than 50% stated having children. Most of the Venezuelan migrants surveyed have obtained higher education, including technical or university studies.

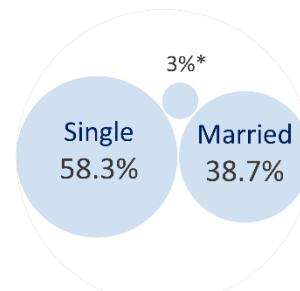
Border Control Points -Tumbes and Tacna-



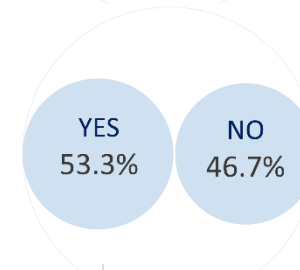
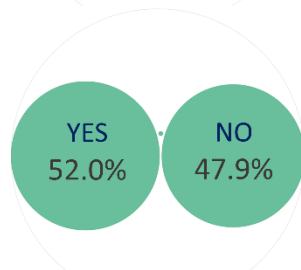
Metropolitan Lima and Callao



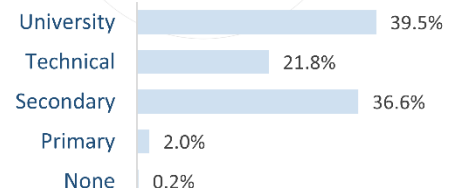
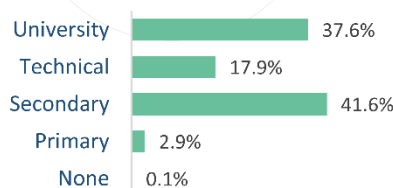
MARITAL STATUS



DO YOU HAVE CHILDREN?



LEVEL OF EDUCATION



III. MIGRATORY STATUS

The Peruvian government has implemented the Temporary Residence Permit (PTP in its Spanish acronym), a transitory mechanism that allows Venezuelan migrants to obtain a document that regulates their migratory status and to access formal employment, education and health.

The PTP is valid for one year, but within its norm, it could be extended up to three times. The last Supreme Decree (DS) 001-2018-IN establishes the grant of the PTP to Venezuelan people who have entered the country until December 31st, 2018. It should be noted that, in January 2018, the National Superintendence of Migrations of Peru, through Legal Resolution 043-2018-Migrations, established the guidelines that would benefit those who obtained the PTP and are close to the expiration date of their permit, to obtain the Special Migratory Residency Status for a period of one year.

According to official data of the Peruvian government, from the promulgation of the first Supreme Decree in January 2017 to January 2018, a total of 34,452 PTPs were processed, of which 27,905 have been approved. The process to apply for the PTP can only be carried out in Metropolitan Lima, since one of the requirements for this procedure is to have the International Exchange Card that Interpol-Peru grants at its headquarters in Lima.

Chart 1. Total number of Temporary Permit of Permanence issued

Temporary Permit of Permanence for Venezuelans - D.S. 002 2017 IN	12,174	11,836
Temporary Permit of Permanence for Venezuelans - D.S. 023 2017 IN	20,992	16,060
Temporary Permit of Permanence for Venezuelans - D.S. 001 2018 IN	1,286	9
Total	34,452	27,905

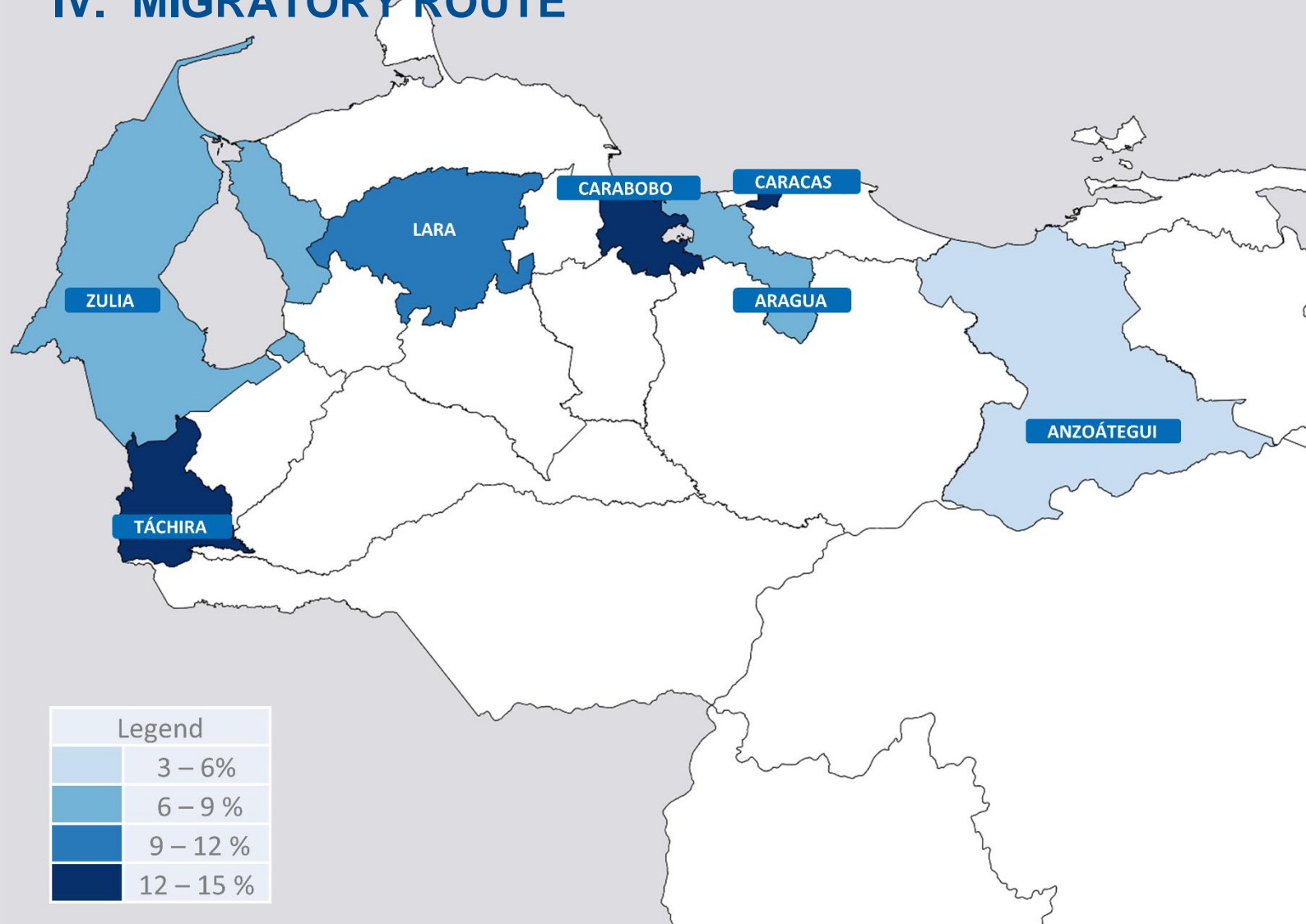
Source: National Superintendence of Migrations
Updated until February 3rd, 2018.

According to the people surveyed in Metropolitan Lima, 52.6% explained that they remained in Peru as tourists, which is related to the short time spent in Peru, given that 68.1% of those who claimed to be tourist, indicated to stay less than three months. The maximum length of time to grant tourist status is 183 days, after this period, without access to a regularization mechanism, these people could find themselves in an irregular situation.

On the other hand, 20.2% of the total number of Venezuelans surveyed in Lima indicated that they had requested the PTP; from this group, 64.7% had stayed in Peru for more than six months. And 17.3% of them have a refugee status or have applied for asylum.

The information obtained at the BCPs shows that more than 97% of the Venezuelans surveyed had entered the country with their passport. In Tumbes, in the north of the country and bordering Ecuador, 85.5% of the surveyed population entered the country as tourists. Out of those, 42.2% had the intention to apply for the PTP and 27.5% had a work visa. In the case of the people surveyed in Tacna, in southern Peru, 90.4% said they had traveled through the country as tourists and that they would also go to Chile as tourists.

IV. MIGRATORY ROUTE



Graphic 2: Main regions of origin

Region of origin

In Venezuela, seven cities have been identified from which the surveyed people mainly originate. Those surveyed at the northern BCP of Peru, Tumbes, indicated that they began their journey in Táchira (15%), Carabobo (14%), Lara (10.8%) and Caracas (10.7%).

The Venezuelan surveyed at the southern BCP in Tacna, who left the country through the border to Chile, indicated that they came from Táchira (27.1%), Caracas (13.8%), Zulia (12.8%) and Carabobo (11.4%).

In Metropolitan Lima, interviewees mentioned that they mainly came from Caracas (17.6%), Carabobo (14%), Lara (9.7%), Táchira (8.9%) and Aragua (8.8%).



80% of the people surveyed started their journey between 1 and 7 days before reaching the border control point in Tumbes and Tacna.

The average travel cost (transportation and other expenses) to the border control point in **Tumbes** was

USD 180



The average travel cost (transportation and other expenses) to the border control point in **Tacna** was

USD 330

Reasons for leaving Venezuela

Out of 2,760 migrants surveyed, 57.9% mentioned that they left Venezuela mainly for economic reasons. 10.9% indicated that it was due to unemployment, followed by 9.8%, who indicated that the main causes were social insecurity or violence. 8.3% reported a lack of food and medicines. It is important to note that 46% of the surveyed individuals mentioned that they had migrated internally in Venezuela before leaving the country.

Chart 2. Reasons for leaving Venezuela

Economic reasons	57.9%	56.1%	58.8%
Unemployment	10.9%	8.8%	12.0%
Social insecurity/Violence	9.8%	12.5%	8.5%
Lack of food and medicine	8.3%	13.6%	5.6%
Family reunification	4.9%	1.3%	6.7%
Tourism	3.9%	0.0%	5.9%
Education	1.2%	1.0%	1.2%
Fear to be detained/persecuted	0.7%	1.8%	0.2%
Generalized crisis	0.7%	2.0%	0.0%
Other	1.7%	2.8%	1.1%



Graphic 3: Reasons to leave Venezuela

Place of Transit

In the context of this report, a place of transit is understood as the last place where the Venezuelan migrant has stayed for more than ten days.

Although 88% of the people surveyed traveled directly from Venezuela to Peru, 269 (9.7%) of them went through another country before reaching their final destination. Out of these, 136 (4.8%) indicated they had traveled through Colombia and 133 (4.9%) through Ecuador.

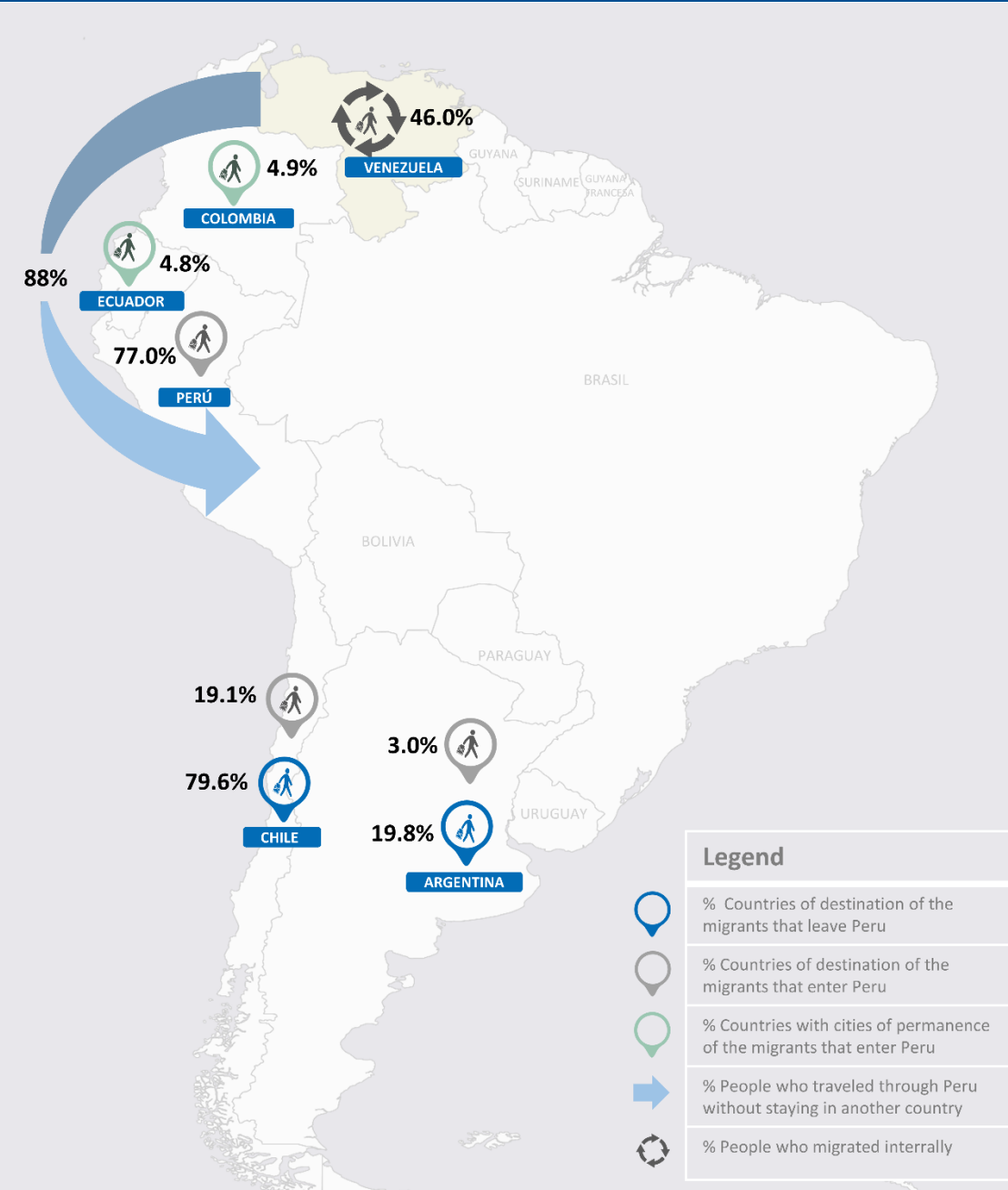
The cities of transit were mainly Bogota, Guayaquil and Quito. 78.4% indicated that they had worked in those cities. Despite this, 58.4% of the people surveyed in Metropolitan Lima who had been in a city of transit, mentioned the lack of jobs and economic opportunities as the main reasons for leaving those places.

People surveyed in Tacna also mentioned economic reasons and lack of jobs (32.5%); and 29.1% mentioned family reunification as reasons to leave the cities of transit.

The length of stay in the places of transit varies between less than one month (31.8%), 1 and 3 months (26.9%), 3 to 6 months (19.4%), 6 to 12 months (11.6%) and more than 12 months (10.1%).

Countries of Destination

The main countries of destination in South America are Peru, Chile and Ecuador. The Venezuelans surveyed at the time of their entry into the country declared Peru (77%), Chile (19.1%) and Argentina (3%) as being the States of final arrival. Likewise, those who were surveyed when they left Peru indicated that Chile (79.6%) and Argentina (19.8%) would be their final destination. The people who chose Peru as their country of destination highlighted the socioeconomic conditions (43.7%), family reunification (34.8%) and legal opportunities for the regularization of their migratory status (12.5%) as their main reasons.

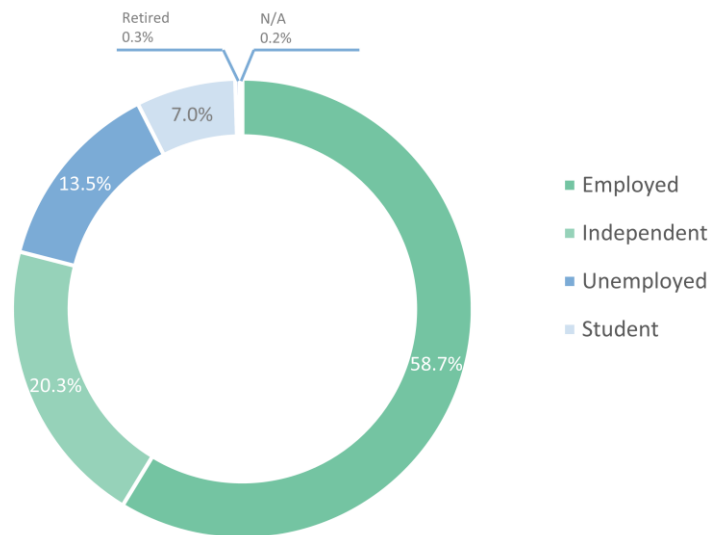


Graphic 4: Map of the migratory route

V. ECONOMIC AND LABOR SITUATION

Before leaving Venezuela for their countries of destination, the surveys conducted in the regions of Tumbes and Tacna show that 79% were employed or self-employed, 13.5% were unemployed and 7% were students.

Graphic 5: Labor situation before leaving Venezuela



70.7% of the migrants surveyed in Metropolitan Lima indicated that they work in three areas: 1) basic occupations³ (42.3%), 2) services and sales at stores and markets (30.2%), and 3) construction work, sale of handicrafts, electricity and telecommunications (11.7%).

Also, among those who are working, only 9.1% have signed a work contract or were provided some proof of work service. It is further noted that 27.7% of the people surveyed in Metropolitan Lima indicated that they have worked or performed some labor activity without receiving any payment or less than established.

In Metropolitan Lima, 58.7% of the Venezuelans surveyed indicated that they send money to relatives or friends in Venezuela through different ways: bank transfers and/or shipping agencies in Venezuela (51%), through independent people that offer this service (45%) and bank transfers and/or shipping agencies at the border control points (4%).

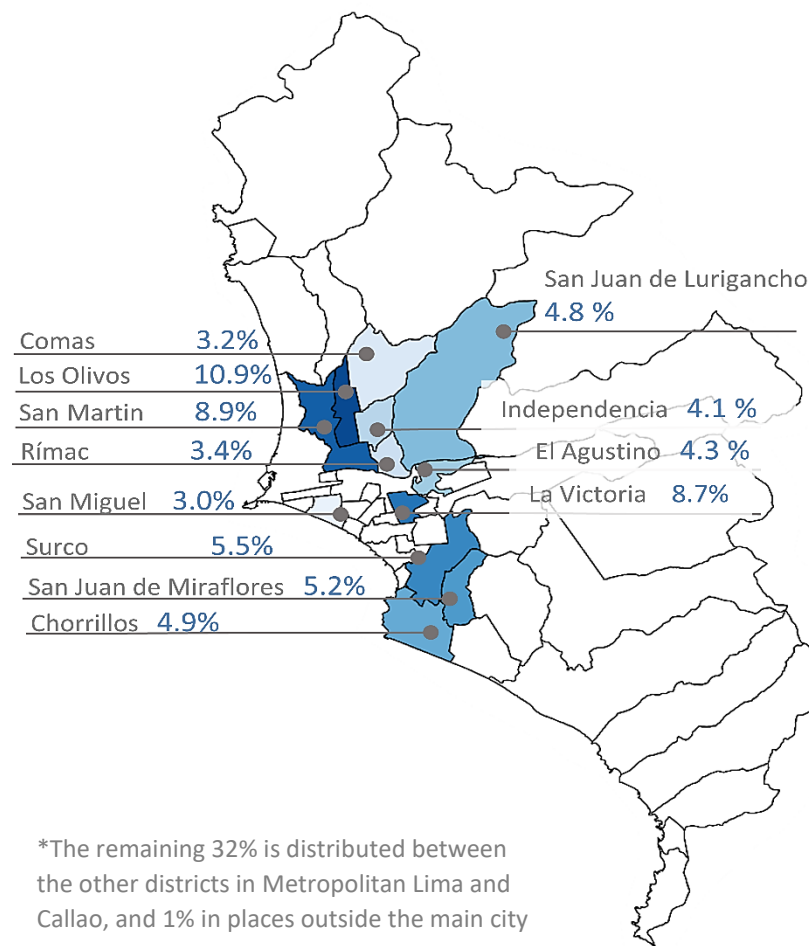
³ Basic Occupations, according to the National Classification of Occupation from INEI - Peru
 Chef and assistants for food processing
 Domestic workers and assistants
 Mining, construction, manufacturing industries and transportation workers
 Waste recyclers and other basic occupations
 Street vendors

VI. LIVING CONDITIONS IN METROPOLITAN LIMA

The Venezuelan migrant population surveyed in Metropolitan Lima reported living in the districts of Los Olivos (10.9%), San Martín de Porres (8.9%), La Victoria (8.7%), Santiago de Surco (5.5%), San Juan de Miraflores (5.2%), Chorrillos (4.9%), San Juan de Lurigancho (4.8%), El Agustino (4.3%) and Independencia (4.1%). The remaining 42% is distributed homogeneously in 33 other districts of Lima and Callao; and only 1% lives in areas outside of Metropolitan Lima.

Regarding the time of residence, 37.9% indicated less than one month, 23.2% between 1 and 3 months, 20.5% between 3 and 6 months, and 18.5% more than 6 months. 67.6% said they were living with their family, 22.1% lived with friends and 10.3% lived alone.

94.6% indicated that they rent the space where they live and only 2.4% have their own house. Likewise, 15.7% mentioned that they do not share their room with another person, 77% share it with one, two or three people at most, and 7.3% share their space with more than four people.



Graphic 5: Map of the districts of residence Metropolitan Lima

VII. SAFETY RISKS

Among the Venezuelans surveyed in Metropolitan Lima, 24.4% said they felt discriminated, 88.6% of those felt discriminated against because of their nationality. The places where they felt judgement were especially at public spaces (58%), at work (36.1%), at their community/neighborhood (3.5%), and other places.



Graphic 6: Place any type of discrimination

At the BCP of Tumbes and Tacna, 8 pregnant women and 11 people with physical or psychological disabilities were surveyed. In addition, the majority of surveyed people indicated having children; however, it is important to point out that the children of 69.7% of them are in Venezuela.

According to the United Nations High Commissioner for Refugees (UNHCR), from January 1st to the 23rd, 2018, the Special Commission for Refugees of Peru had received 1,000 asylum requests⁴.

The Ombudsman Office has shown concern about the fact that institutions in charge of providing basic services are often not accepting the PTP as a valid identity document. In addition, during the last months, there has been an increase in cases of xenophobia towards the Venezuelan migrant population in Peru.

⁴UNHCR. Situational update. Venezuela situation. January 2018.

VIII. SUMMARY

- The DTM R2 “Flow Monitoring of Venezuelan Migration”, has been conducted with Venezuelan migrants at their entry into the country at the CEBAF BCP in Tumbes, at the border with Ecuador; and on their way out through the Santa Rosa BCP in Tacna, at the border with Chile, and migrants living in Metropolitan Lima. The sample size of this report comes from the information obtained from 2,760 Venezuelan migrants in those three border control points.
- The profile of the Venezuelans surveyed for DTM R2, indicates that this population is constituted mostly by men (more than 60%), youth and adults, between 18 and 39 years old. The largest percentage corresponds to single individuals, with technical and university studies. Additionally, 50% of the surveyed people have children.
- From the total of Venezuelan migrants in Peru who have requested the PTP, only 90% have obtained it. Further, 52.6% of people surveyed in Metropolitan Lima indicated that they were tourists, which may be related to the short time spent in the country (68% of those who are tourists remain less than three months). From the total group of people that have requested the PTP (20.2%), 65% have resided in Peru for more than six months.
- Out of the total of people surveyed, 57.9% indicated that the main reasons for leaving Venezuela were economic causes, 10.9% lack of jobs and 9.8% social insecurity and violence.
- 9.7% of 269 people surveyed traveled through another country before arriving in Peru, 4.8% of them through Colombia, mainly from Bogota, and 4.9% through Ecuador, especially from Quito and Guayaquil. Most of these people took on some labor activities in the countries of transit.
- The main destination countries for the surveyed migrants are Peru, Chile and Argentina. When they entered the country indicated that Peru (77%), Chile (19.1%) and Argentina (3%) were their final destination. Those people surveyed when leaving Peru, mentioned Chile (79.6%) and Argentina (19.8%) as their final arrivals.
- Before starting the trip from Venezuela to their destination countries, the employment situation of the people surveyed in the regions of Tumbes and Tacna shows that 79% were employed or were doing independent work, 13.5% were unemployed and 7% were students. In Metropolitan Lima, 70.7% of Venezuelan migrants are working, but only 9.1% have signed a work contract or were provided some proof of work service.
- The Venezuelan migrant population surveyed in Lima reported living in the districts of Los Olivos (10.9%), San Martín de Porres (8.9%), La Victoria (8.7%), Santiago de Surco (5.5%), San Juan de Miraflores (5.2%), Chorrillos (4.9%), San Juan de Lurigancho (4.8%), El Agustino (4.3%) and Independencia (4.1%).
- Among the people surveyed in Metropolitan Lima, 24% said they felt discriminated against. 88.6% of them indicated that it was due to their nationality. The places where they felt judged were public spaces (58%), at work (36.1%), communities/neighborhoods (3.5%), and other places.



DTM

THE UN MIGRATION AGENCY

International Organization for Migration - Peru

Calle Miguel Seminario 320, 14th floor

San Isidro – Lima

Peru

Tel: +51.1. 633 0000

Fax: +51.1.4409106

E-mail: iomperudtm@iom.int

Website: www.oimperu.org