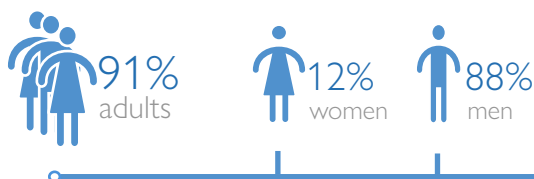


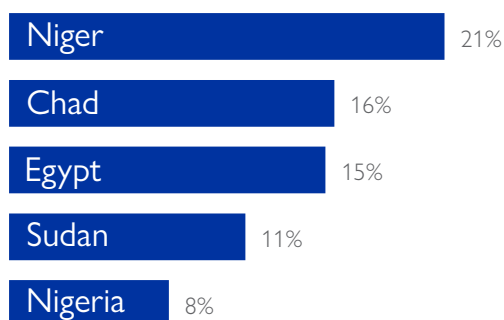
# KEY FINDINGS (ROUND 28)




## DEMOGRAPHICS



## MAIN NATIONALITIES



## TOP 3 REGIONS WITH MIGRANTS



### EMPLOYMENT STATUS

**79%** EMPLOYED  
**21%** UNEMPLOYED

### REMITTANCES

AVERAGE PER MONTH  
 160 USD

### ACCOMMODATION COSTS

AVERAGE PER MONTH  
 50 USD

### MIGRATION COSTS

AVERAGE PER PERSON  
 >1000 USD

MIGRANTS PRESENT IN  
**567 of 667**  
COMMUNITIES

 **100% of**  
MUNICIPALITIES

**2,578** INTERVIEWS WITH  
KEY INFORMANTS  
(ROUND 28, MOBILITY TRACKING)

**21,105** INTERVIEWS WITH  
MIGRANTS  
(2019, FLOW MONITORING SURVEYS)

**100% COVERAGE**

